


Earth Resources Regulator Minerals Performance Report

2023-24 Q4





We acknowledge and respect Victorian Traditional Owners as the original custodians of Victoria's land and waters, their unique ability to care for Country and deep spiritual connection to it.

We honour Elders past and present whose knowledge and wisdom has ensured the continuation of culture and traditional practices.

Resources Victoria is committed to genuinely partnering with Victorian Traditional Owners and Victoria's Aboriginal community to progress their aspirations.



Licence
Applications /
Licence Variations

68

new licences granted

99

licence applications pending

59%

licences granted within
statutory timeframes

145

licence variations approved



Current Licences

432

exploration licences

113

mining licences

43

prospecting licences

48

retention licences



Work Plans

81%

of decisions made within
statutory timeframes

4

work plan variations approved



Compliance

101

compliance activities

52

compliance actions

127

incidents

25

complaints received



Bonds

\$739.6

million bonds held

82

bond assessments completed

Mineral summary – licence decision timelines

What we promised

- Clear 95 percent of the backlog of long-term mineral licence applications by 30 June 2024 (Towards 2030: Resources Victoria Strategy)

What we delivered

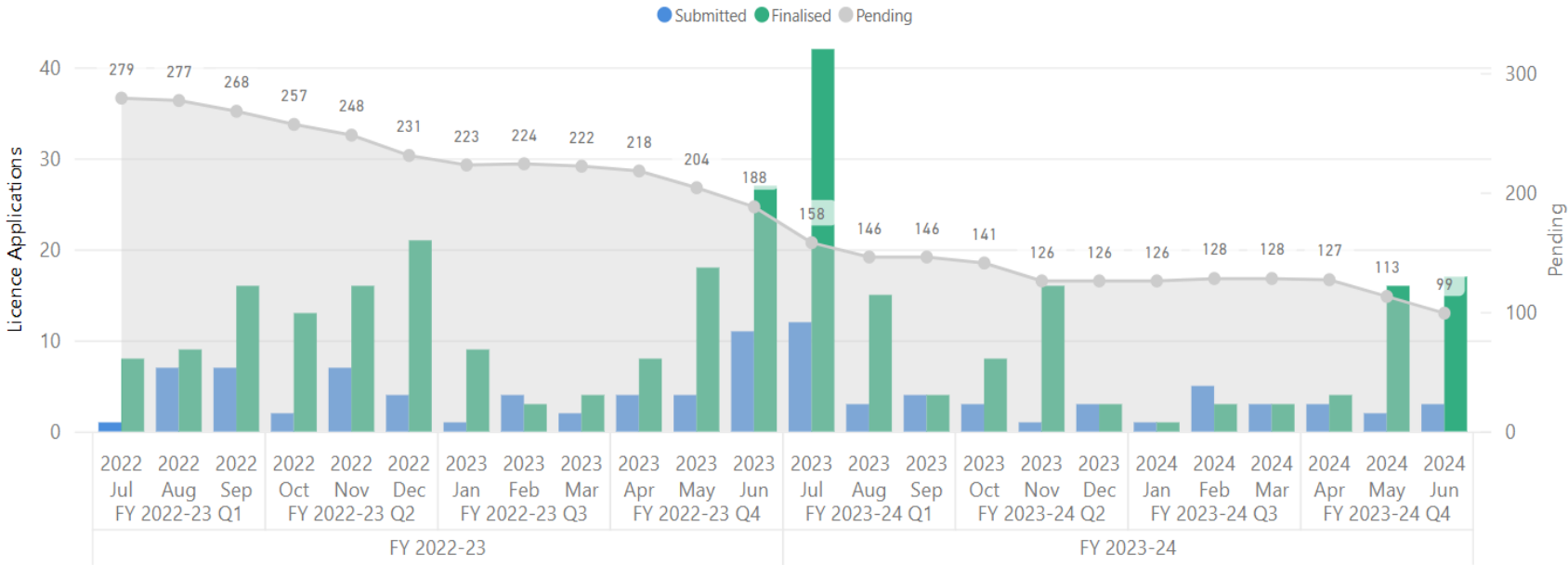
- Met Minerals licensing backlog reduction target of 95 per cent by 30 June 2024
- Reduced pending licence applications in the system, from 188 at end FY22/23 to 99 at end FY 23/24
- Granted 68 licences in FY23/24 (56 Exploration, 11 Retention, 1 Prospecting) and 64 withdrawn or refused for FY23/24

Where we can improve

- Target of 95% of decisions within statutory time frame not met

What we delivered

- Granted a total of 68 applications for FY2023-24:
 - 59% were within the statutory time frame
 - 41% were not within the statutory timeframe due to the complexity of applications and the processing of backlog applications (some having been in the system from as far back as 2015).
- if the backlog cases were excluded, the result would be 91%. Backlog cases represent 26 of the 28 licence applications not processed within statutory timeframes.



Mineral Applications Summary by Status

Mineral summary – rehabilitation liabilities

What we promised

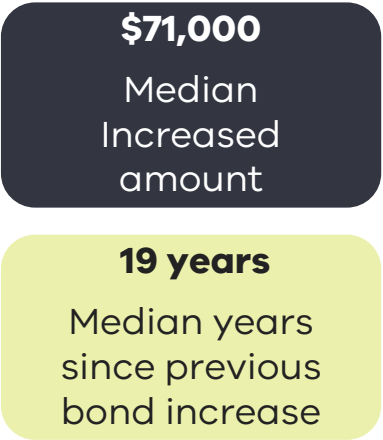
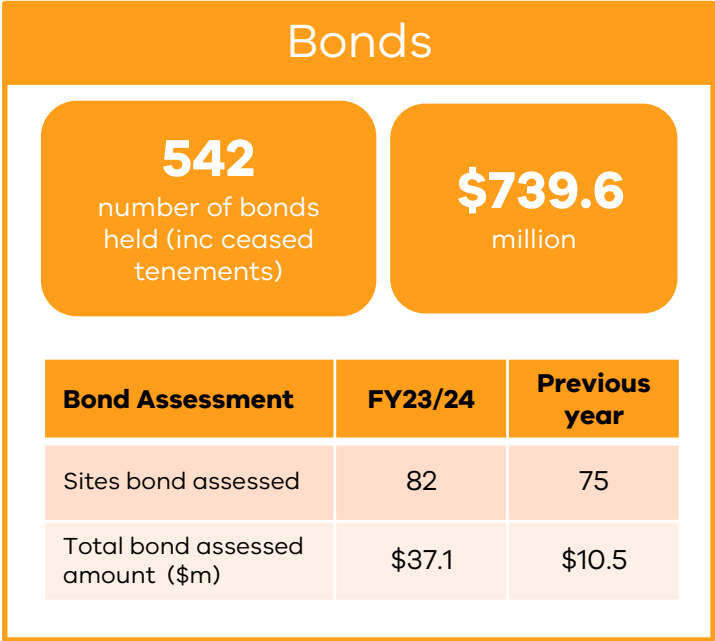
- Ensure adequate rehabilitation bonds are in place to reduce liability of earth resources sites to government ([Towards 2030: Resources Victoria Strategy](#))
- Continue to deliver on our commitments in the [Regulatory Practice Strategy for the Rehabilitation of Earth Resources Sites](#)

What we delivered

- Increased number of sites bond assessed

What the numbers tell us

- More work needed with industry to ensure rehab liability assessments are kept current, to avoid large increases
- Progressive rehabilitation and more frequent self-assessment can reduce bond amounts (see resources.vic.gov.au/community-and-land-use/rehabilitation for more information)



Rehabilitation bond increases by quarter FY2023-24

Bond Increase	FY 2023-24 Q1		FY 2023-24 Q2		FY 2023-24 Q3		FY 2023-24 Q4		FY2023-24	
Reasons	No. bond Assessed	Amount	No. bond Assessed	Amount	No. bond Assessed	Amount	No. bond Assessed	Amount	No. bond Assessed	Amount
Priority Site	1	\$16,193,000	-	-	-	-	-	-	1	\$16,193,000
Work Plan Variation	3	\$13,242,000	-	-	1	\$13,000	-	-	4	\$13,255,000
Renewal	-	-	1	\$2,000	6	\$801,600	1	\$178,000	8	\$981,600
Total Increases	4	\$29,435,000	1	\$2,000	7	\$814,600	1	\$178,000	13	\$30,429,600

Minerals summary – compliance

What we promised

- Compliance actions that protect the environment, members of the public, land, property and infrastructure ([Towards 2030: Resources Victoria Strategy](#))

What we delivered

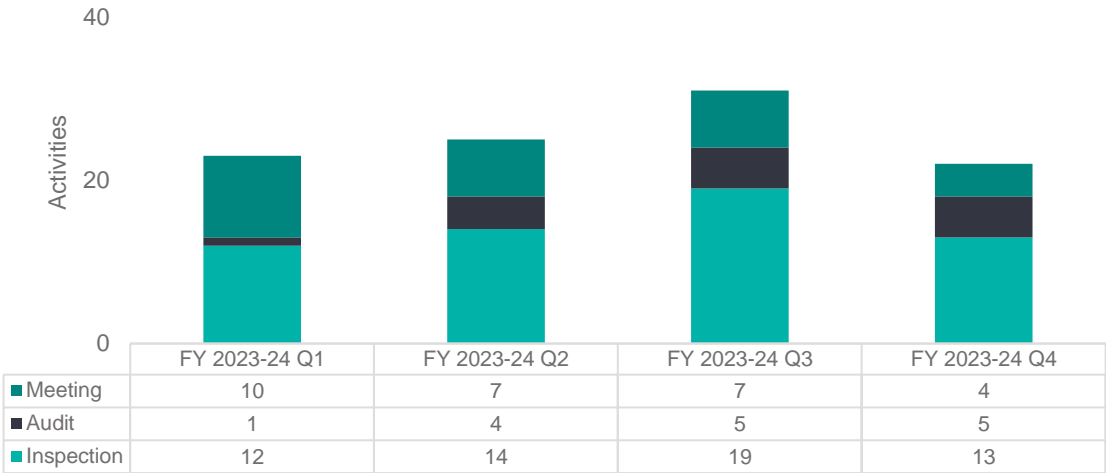
- 101 audits, inspections and meetings across 47 sites
- Increased transparency of compliance activity – more communications on actions including [regulatory actions webpage](#)
- New compliance team members and increased capacity in Q4 FY23/24
- Continued to deliver the Latrobe Valley Declared mines inspection and audit program.

What the numbers tell us

- Proactive community engagement needed by all sites
 - For FY2023-24 a total of 25 community complaints were received for 7 sites.
 - A small number of sites attract the most community complaints, showing the need for industry to maintain proactive community engagement in proportion to the activity and community impacts
- Some ongoing site compliance issues.
 - Observations regarding tailings capacity & management, over-extraction, progressive rehabilitation and community responsiveness contributed to the selection of the [2024-25 compliance priorities](#)

101
Activities

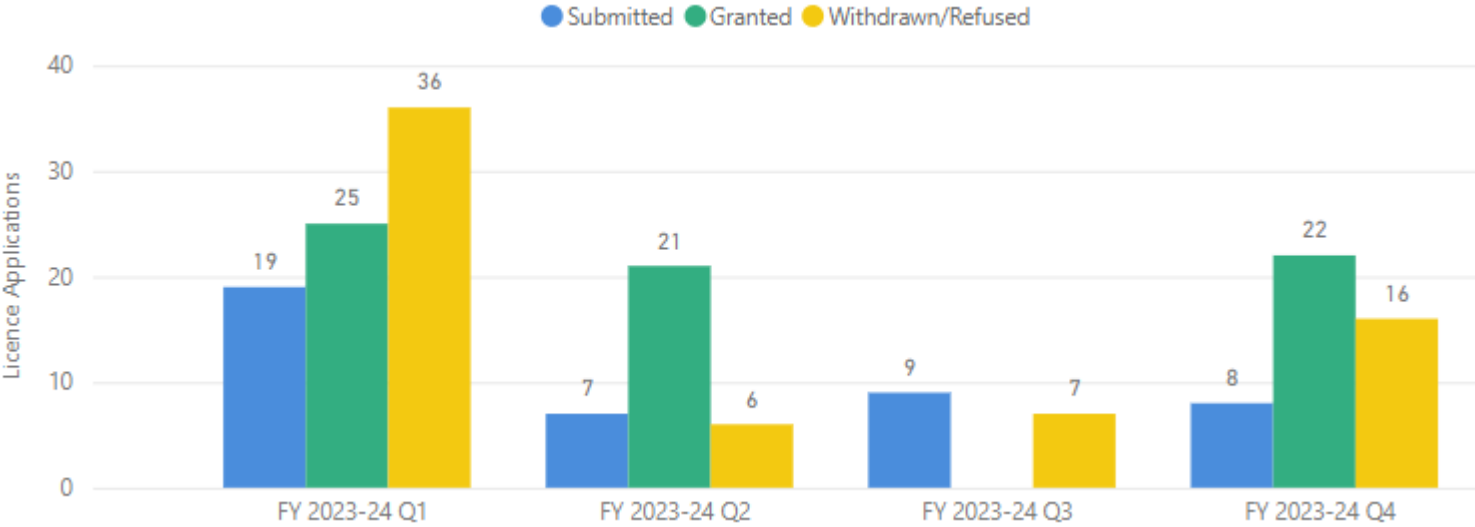
47
Unique sites



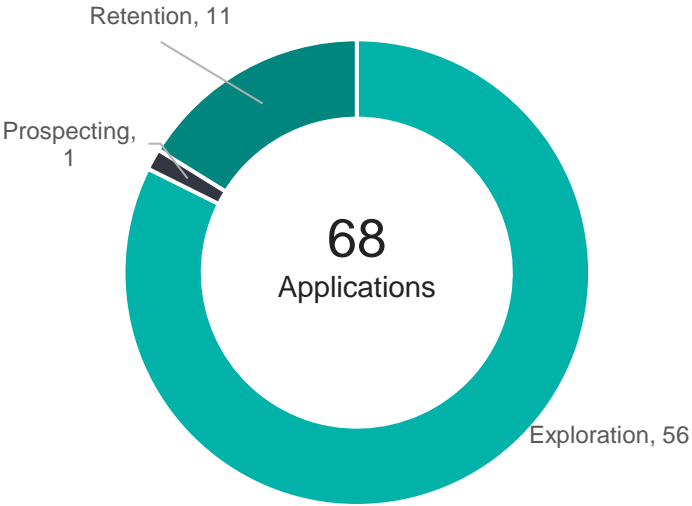
Compliance Activities Quarterly Summary

Mineral Licences FY2023-24 (01 Jul 2023 to 30 June 2024)

Mineral Application Submitted, Granted and Withdrawn/Refused



Granted Application by Licence Types



Mineral Application granted within statutory time frame (STF)

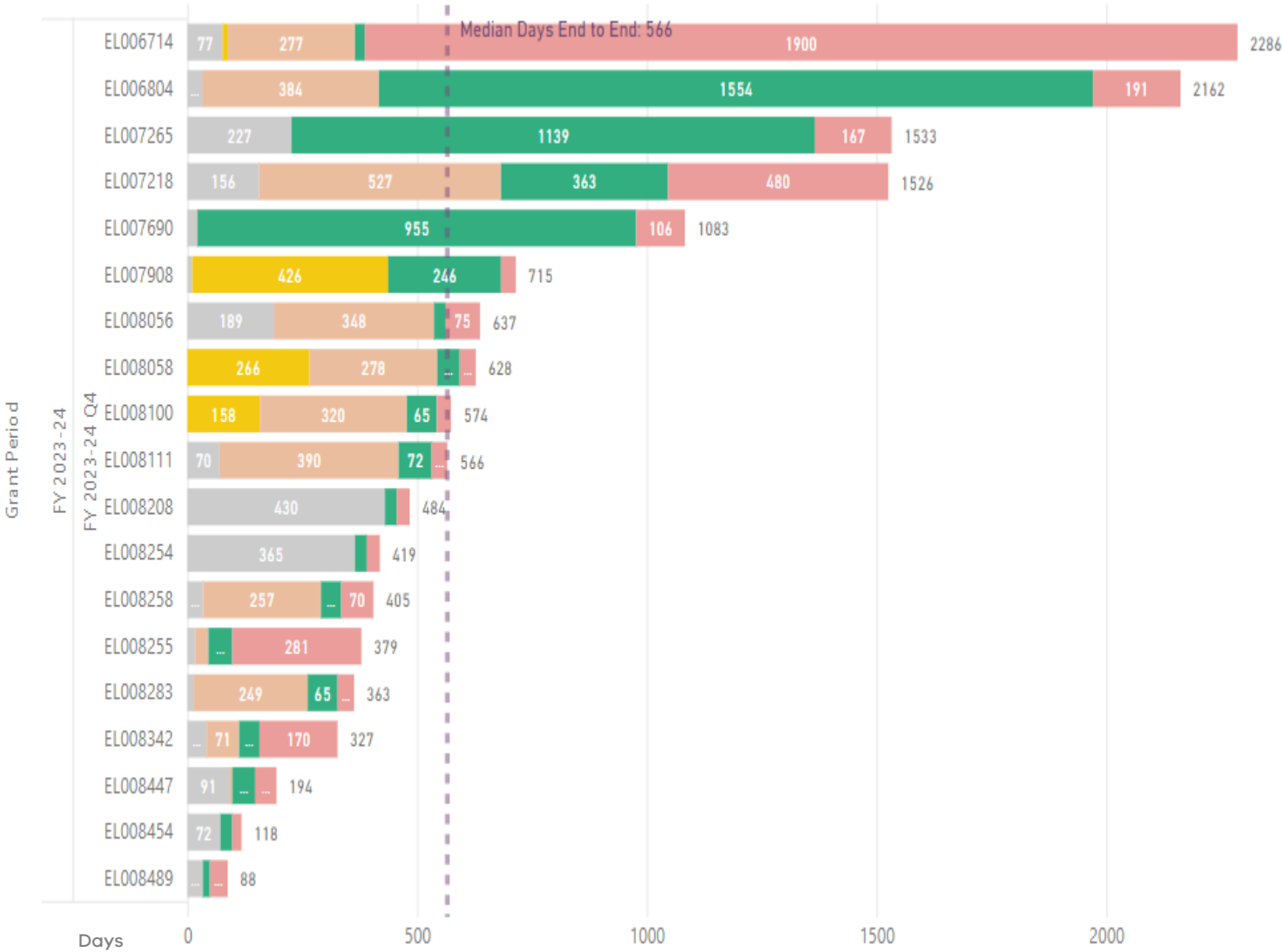
Decisions Time Frame	FY 2023-24 Q1	FY 2023-24 Q2	FY 2023-24 Q3	FY 2023-24 Q4	FY Total
Within STF	17	9	-	14	40
Over STF	8	12	-	8	28
Total	25	21	-	22	68
% Within STF	68%	43%	-	64%	59%

- In Q4, 22 licence applications were granted of which 8 were over statutory time frame.
- For FY2023-24 a total of 68 applications were granted:
 - 59% were within statutory time frame
 - 41% were not within the statutory timeframe due to the complexity of applications and the processing of backlog applications.

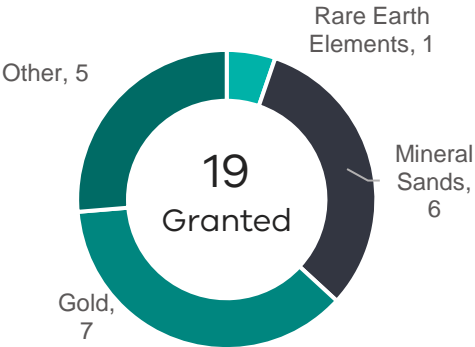
Exploration Licences Granted in FY2023-24 Q4 (01 April 2024 to 30 June 2024)

Exploration Licence Applications Submitted to Granted (End to End)

Waiting to be Accepted Competing Application Native Title With Dept With Applicant



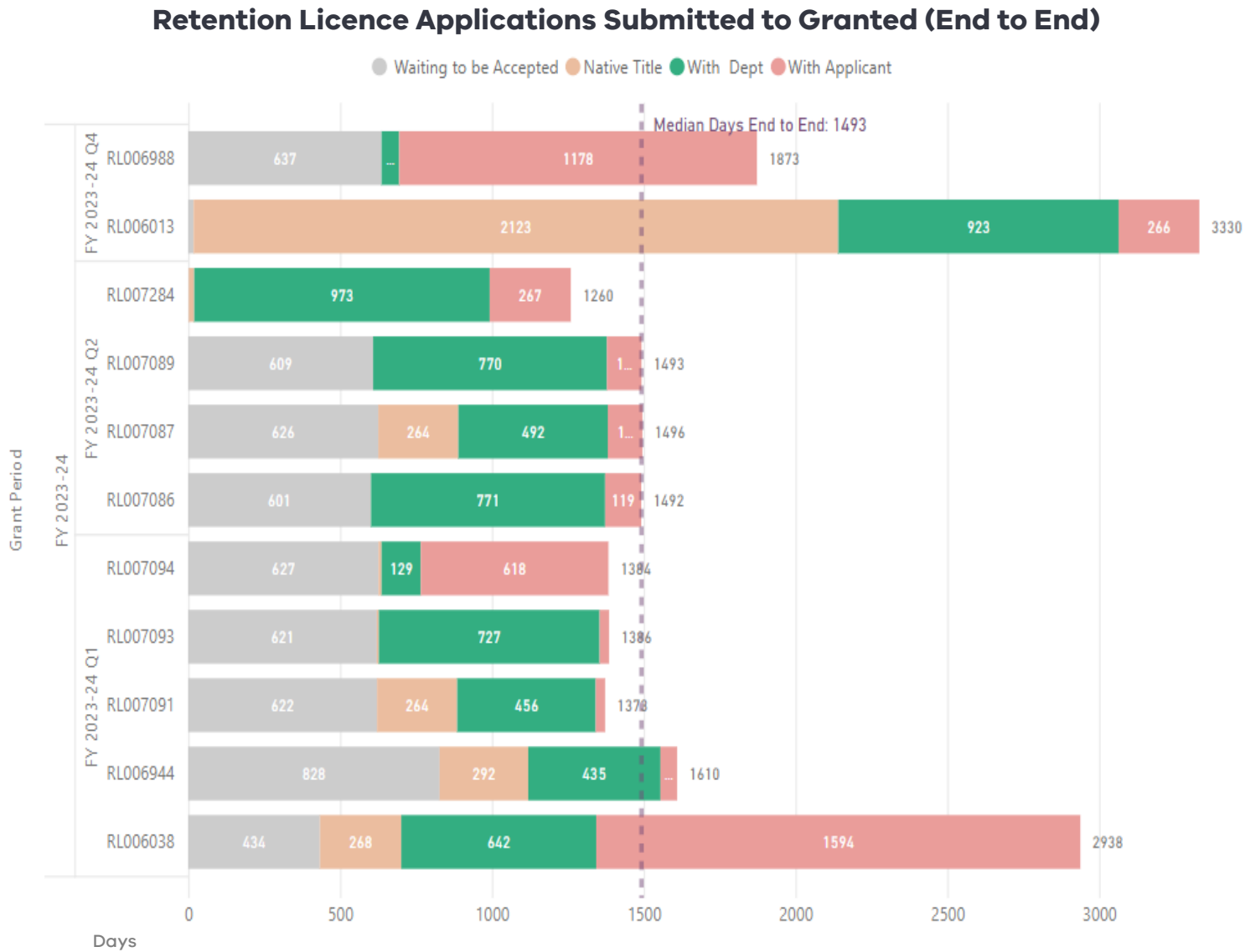
Granted Primary Minerals



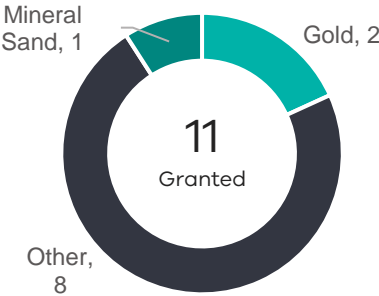
Stage	FY23-24 Q4 Median Days	FY22-23 Q4 Median Days	FY21-22 Q4 Median Days	FY20-21 Q4 Median Days
Applications Granted	19	23	16	23
Waiting to be Accepted	99	110	86	115
Competing Application	215	296	405	273
Native Title	261	399	621	979
With Department	255	212	85	69
With Applicant	199	189	97	93
Application Submitted to Grant	762	935	760	460

- In Q4 19 exploration licence applications were granted, totalling 56 for the FY23/24.
- The median End to End timeframe for exploration licences granted in Q4 was 762 days.

Retention Licences Granted in FY2023-24



Granted Primary Minerals

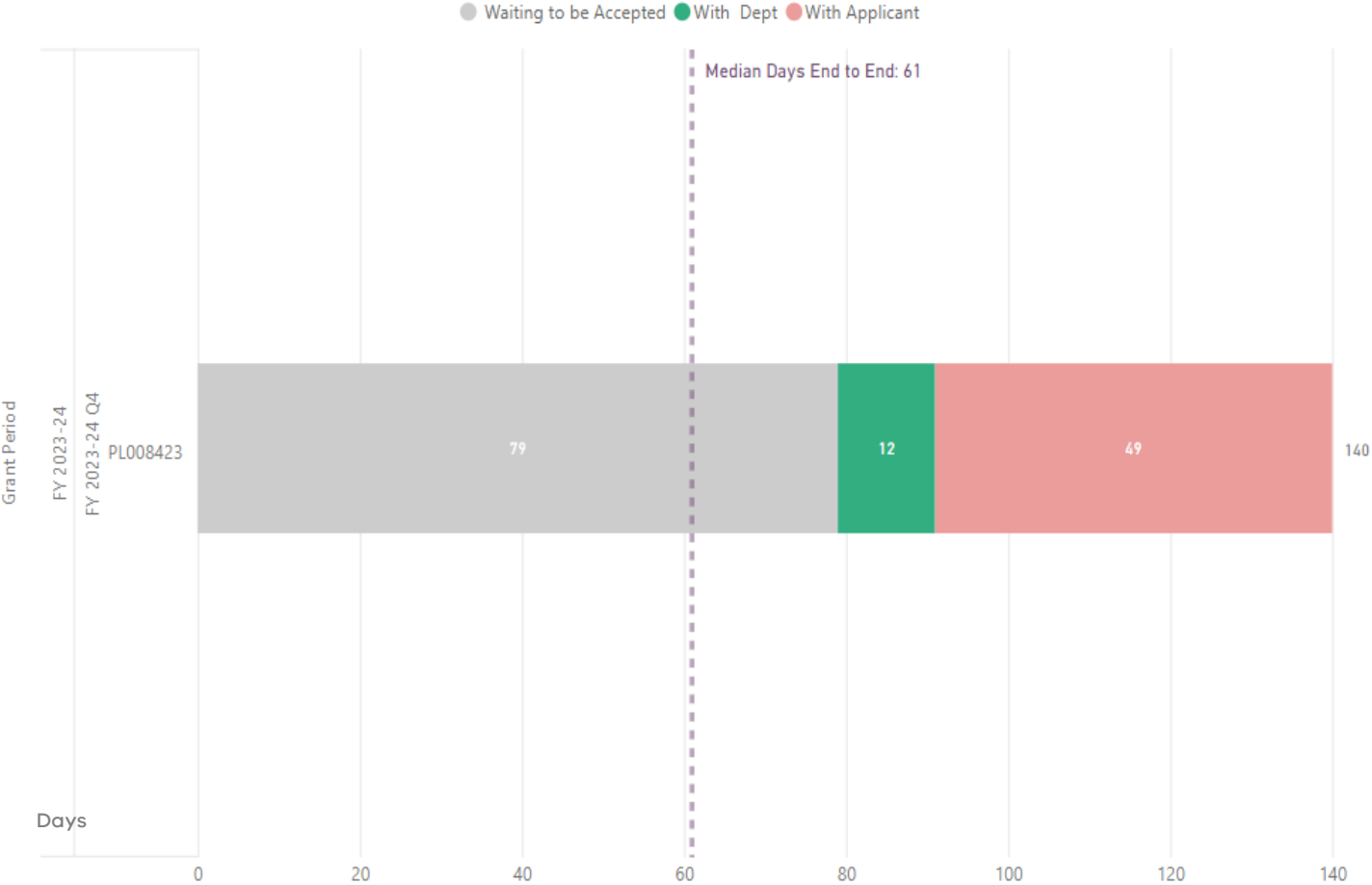


Stage	FY23-24 Median Days	FY22-23 Median Days	FY21-22 Median Days	FY20-21 Median Days
Applications Granted	11	6	2	3
Waiting to be Accepted	511	655	374	48
Native Title	325	214	101	183
With Department	580	349	197	379
With Applicant	399	233	714	447
Application Submitted to Grant	1493	1367	1384	1131

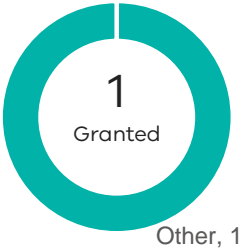
- In FY23/24, 11 retention licence applications were granted, 2 of those were in Q4.
- All retention licence applications were part of the backlog of minerals applications (waiting to be accepted). 95 per cent of the backlog was cleared by 30 June 2024.

Prospecting Licences Granted in FY2023-24

Prospecting Licence Applications



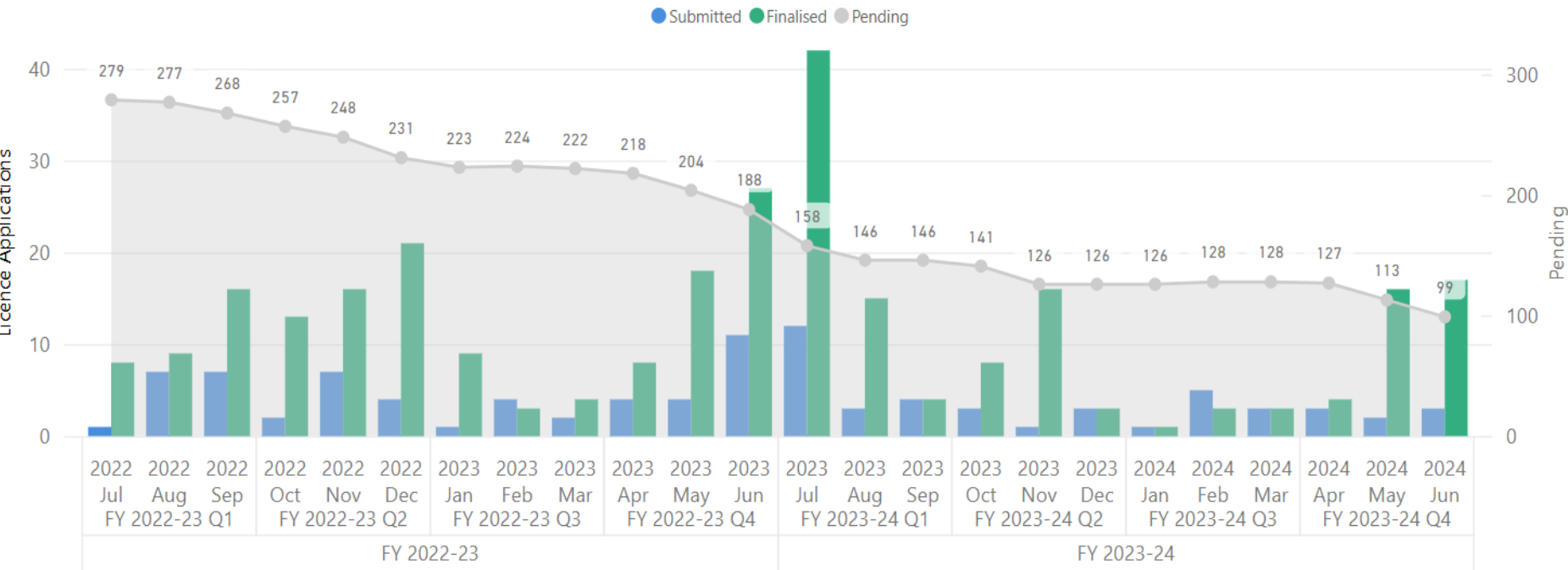
Granted Primary Minerals



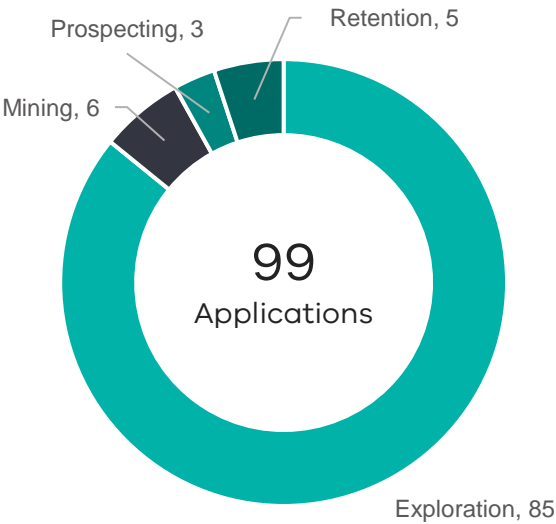
Stage	FY23-24 Median Days	FY22-23 Median Days	FY21-22 Median Days	FY20-21 Median Days
Applications Granted	1	5	4	9
Waiting to be Accepted	79	15	42	56
With Department	12	66	39	62
With Applicant	49	62	81	114
Application Submitted to Grant	61	136	160	194

Mineral Licence Applications Pending In the System (30th June 2024)

Mineral Applications Summary by Status



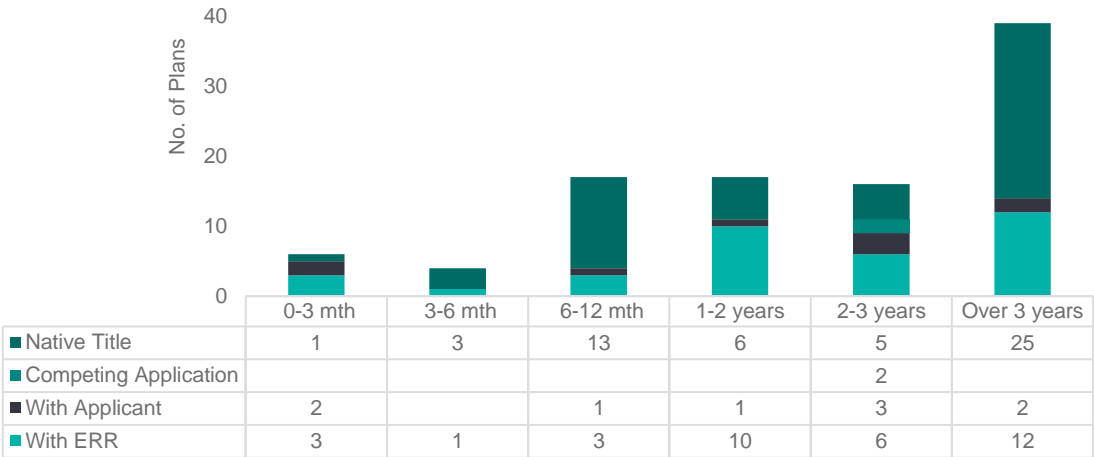
Pending Application Licence Types



Pending Licence Application Stage

Pending Application Stage	No.
Native Title	53
With ERR	35
With Applicant	9
Competing Applications	2
Pending Applications	99

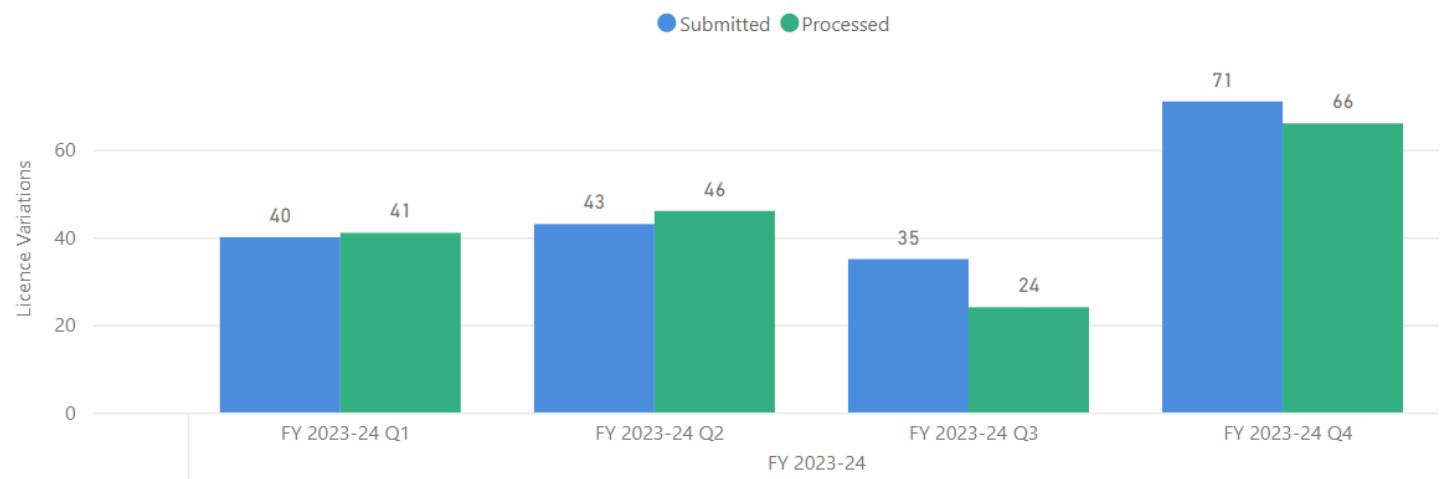
Stage Duration of pending licence applications



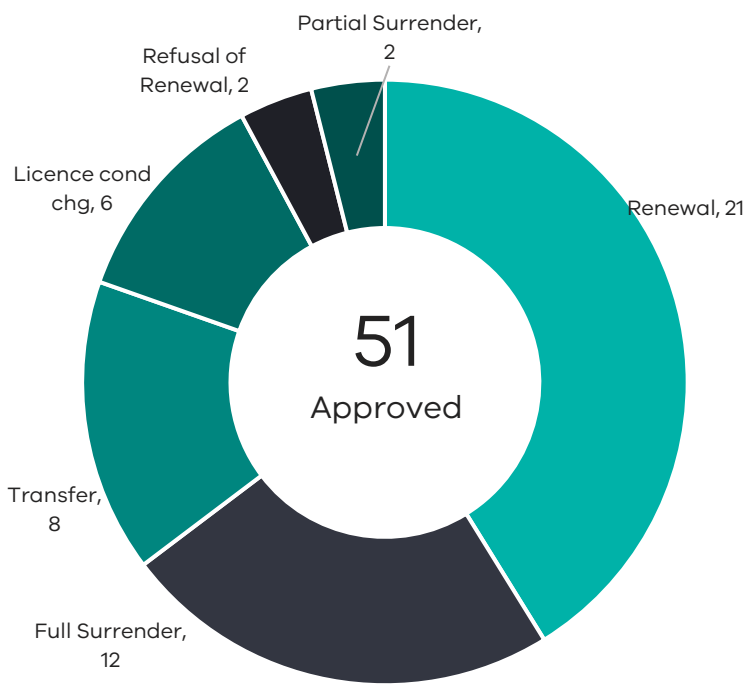
- As at 30 June 2024 there were 99 pending licence applications.
 - 53 applications are in the Native Title process.
 - 35 applications with ERR
 - 9 with applicant
 - 2 applications are under completing application consideration
- 39 out of the 99 pending applications were over three years old.

Mineral Licence Variations FY 2023-24

Variation Submitted and Processed



Variation Approved FY2023-24 Q4

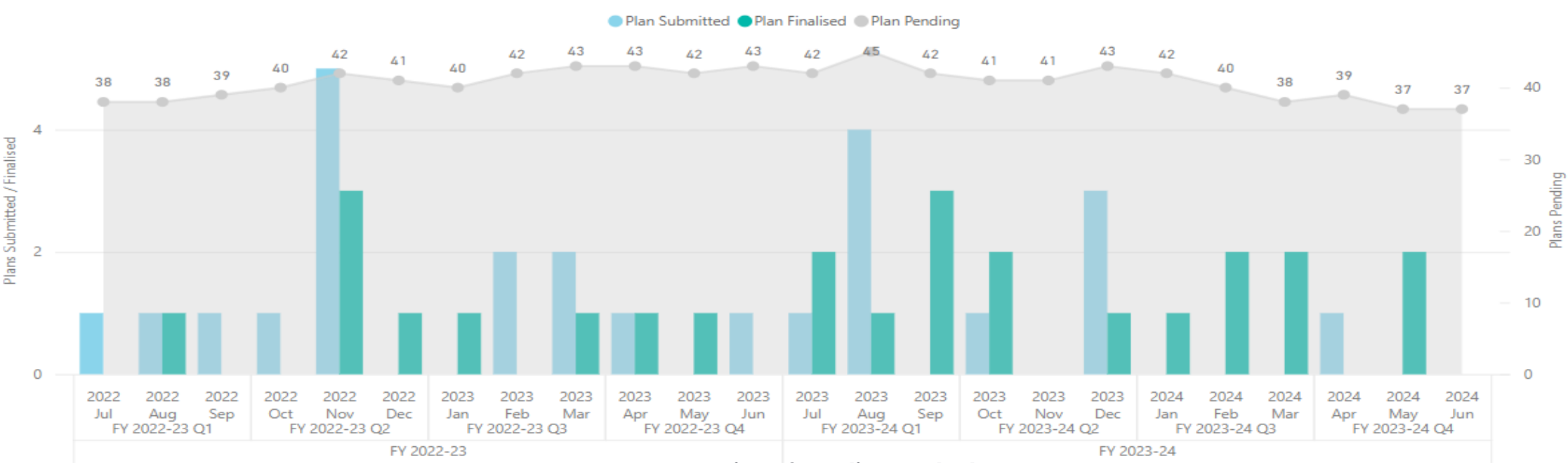


Variation Processed

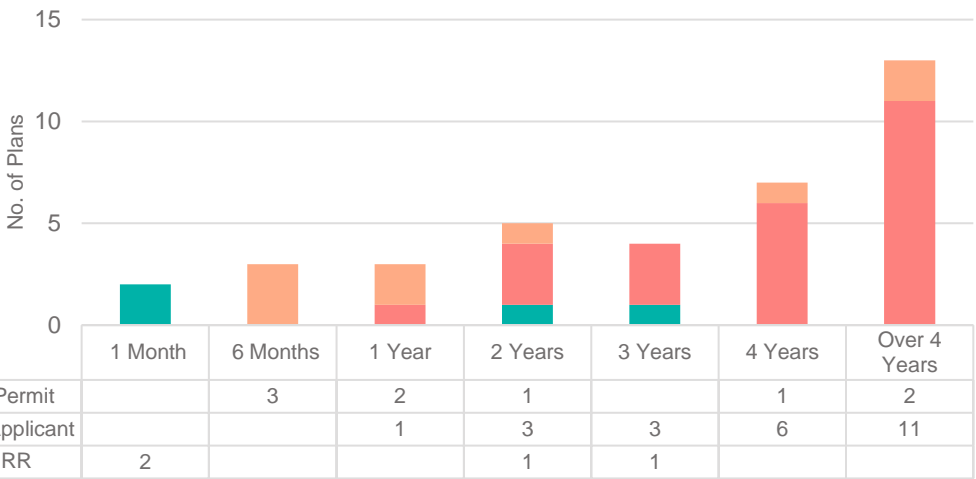
Licence Variation Status	FY 2023-24 Q1	FY 2023-24 Q2	FY 2023-24 Q3	FY 2023-24 Q4	FY Total
Approved	28	46	20	51	145
Withdrawn	11	0	3	13	27
Declined	2	0	1	2	5
Licence Variations Total	41	46	24	66	177

Mineral Work Plans Pending In the System (30 June 2024)

Mineral Work Plans Summary by Status



Stage Duration of pending work plans



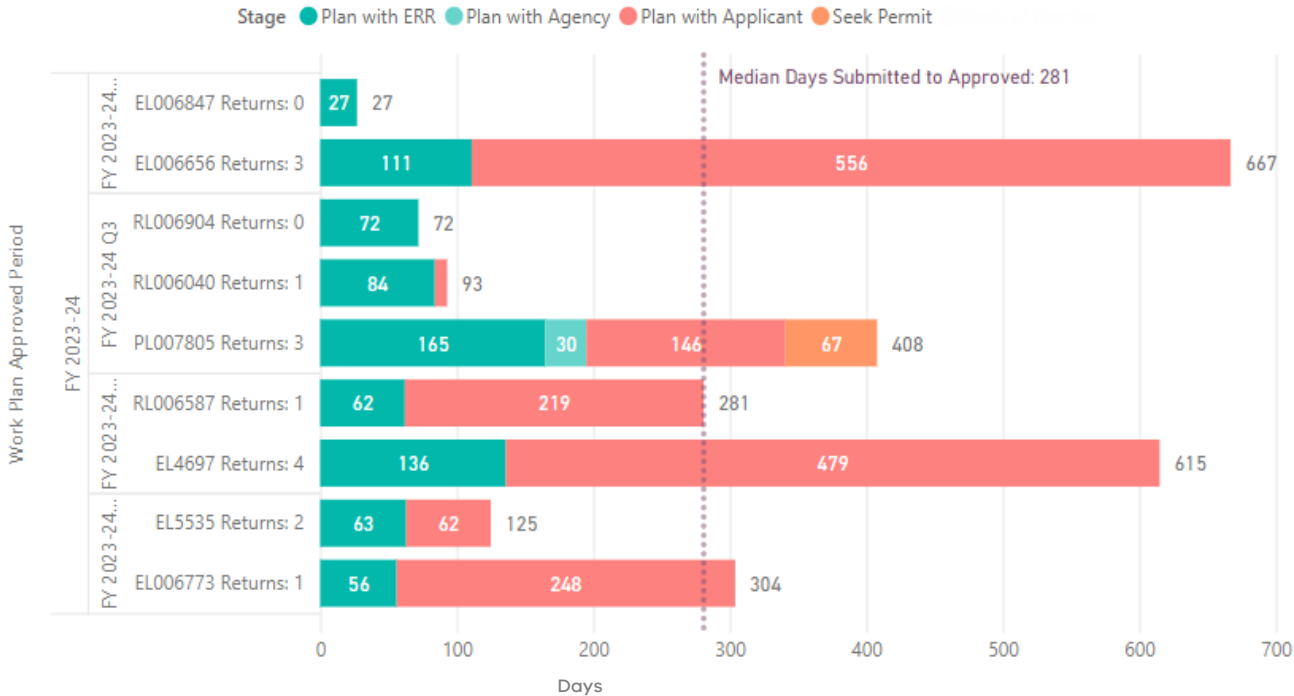
Pending Work Plan Stage

Pending Work Plan Stage	No.
With Applicant	24
Seeking Planning Permit	9
With ERR for Assessment	4
Pending Work Plans	37

- There are 37 minerals work plans pending as of 30 June 2024.
- 33 of the work plans are with applicant or with applicant seeking a planning permit.

Initial Mineral Work Plan Approved in FY 2023-24

Work Plan Submitted to Approved – Planning Permit Required



Stage	FY23/24 Median Days	FY22/23 Median Days	FY21/22 Median Days	FY20/21 Median Days
Work Plans Approved	9	1	10	3
With ERR	72	159	57	56
With Applicant	146	184	18	53
Seek Permit	67	-	204	320
Plan Submitted to Approval	281	343	77	105

9 Work Plans Approved

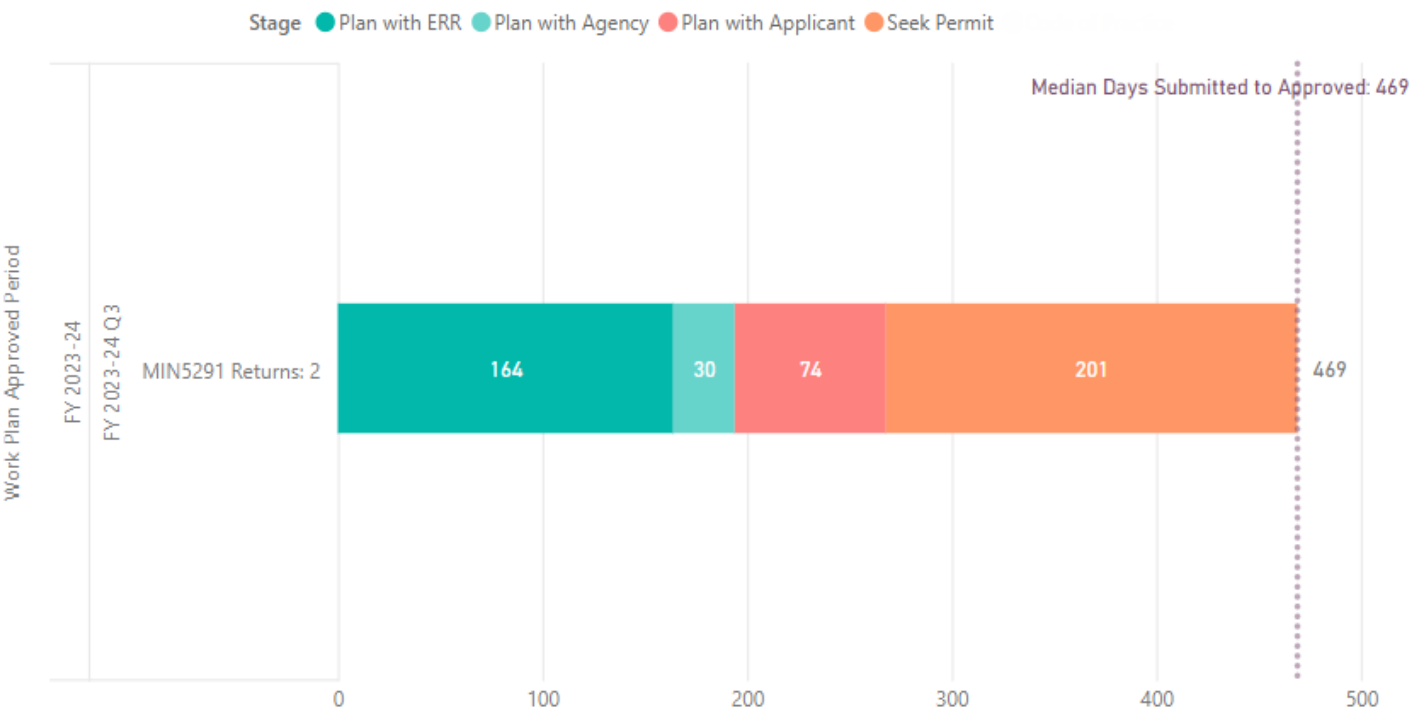
Geographic location

Tenement	Area Ha	Km from GPO	RV Region	Primary LGA
RL006904	3546.4	283.5	West	Horsham
RL006587	675.4	88.2	West	Hepburn
RL006040	300.0	55.5	North	Mitchell
PL007805	5.0	162.8	North	Loddon
EL5535	9.0	111.1	West	Golden Plains
EL4697	21.0	224.2	North	Indigo
EL006847	35.0	106.2	North	Greater Bendigo
EL006773	4.0	214.5	North	Alpine
EL006656	215.0	77.5	North	Macedon Ranges

- Average no. of returns to applicant: 2
- In Q4 there were two initial mineral work plans approved, bringing the total for FY23/24 to 9.

Work Plan Variation Approved in FY 2023-24 – Planning Permit Required

Work Plan Submitted to Approved – Planning Permit Required



1 Work Plan Approved

Geographic location

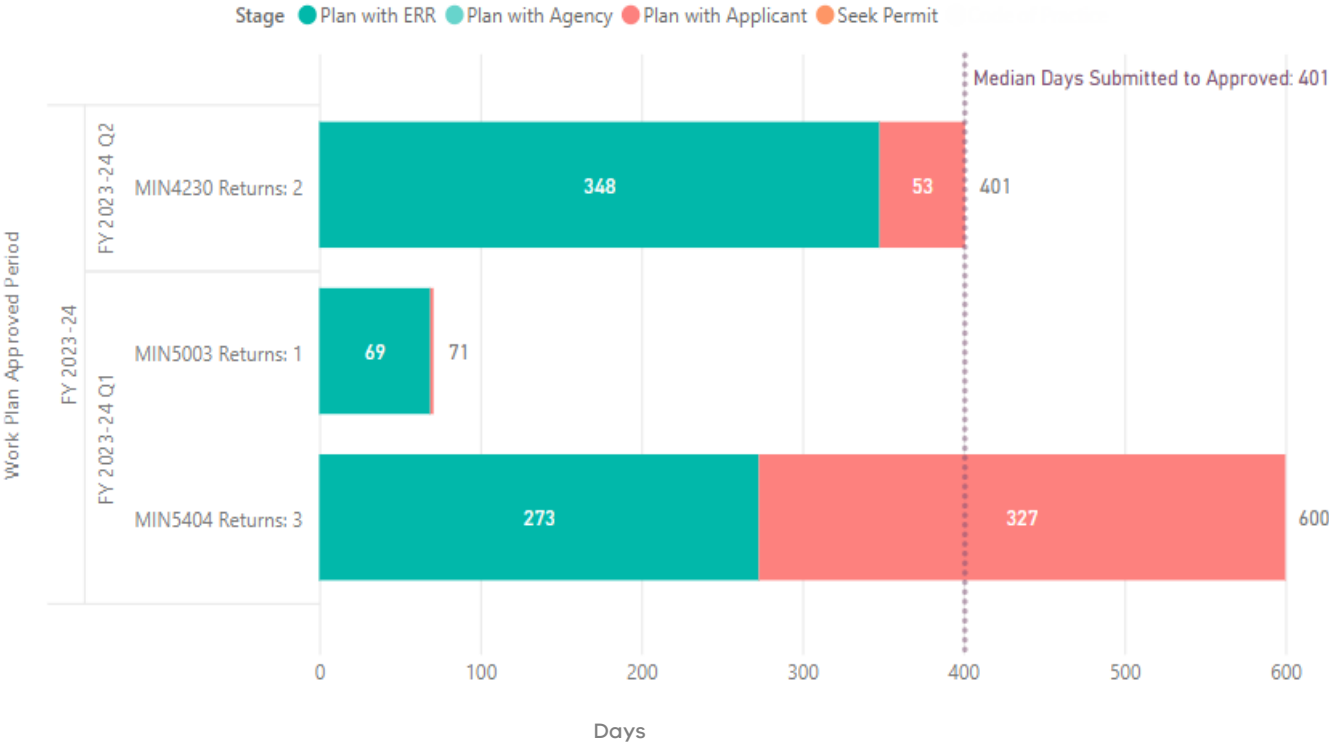
Tenement	Area Ha	Km from GPO	RV Region	Primary LGA
MIN5291	73.5	280.7	North	Swan Hill

Stage	FY23/24 Median Days	FY22/23 Median Days	FY21/22 Median Days	FY20/21 Median Days
Work Plans Approved	1	1	0	1
With ERR	164	161	-	140
With Applicant	74	140	-	1
Seek Permit	201	147	-	206
Plan Submitted to Approval	469	478	-	377

- Average no. of returns to applicant: 2
- In FY2023-24, 1 work plan variation requiring a planning permit was approved.
- This is a similar trend to the last 3 years.

Work Plan Variations Approved in FY 2023-24 – Planning Permit Not Required

Work Plan Submitted to Approved – Planning Permit Not Required



3 Work Plans Approved

Geographic location

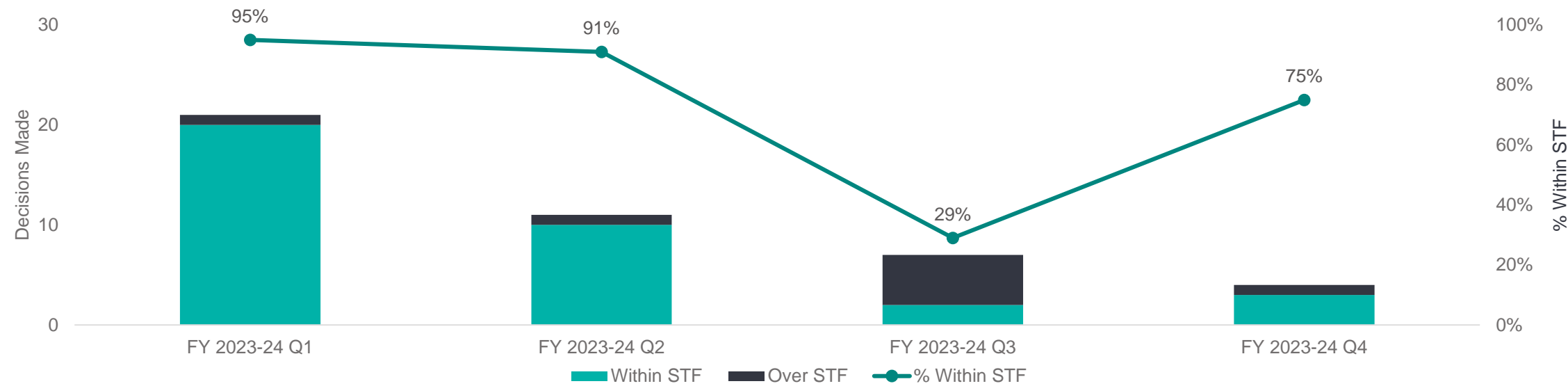
Tenement	Area Ha	Km from GPO	RV Region	Primary LGA
MIN5404	2847.7	129.8	North	Greater Bendigo
MIN5003	5169.0	129.2	East	Latrobe
MIN4230	4.4	97.9	West	Hepburn

Stage	FY23/24 Median Days	FY22/23 Median Days	FY21/22 Median Days	FY20/21 Median Days
Work Plans Approved	3	1	2	3
With ERR	273	324	73	81
With Applicant	53	283	11	50
Plan Submitted to Approval	401	607	84	29

- Average no. of returns to applicant: 2
- In FY2023-24, 3 work plan variations were approved.
- Work plan variation trends have remained steady over the last three years.

Work Plan Decisions Made Within Statutory Time Frame (STF)

Annual Summary - Work Plan Decision Time Frames



Work Plan Decision Time Frames

Decisions Time frame	FY 2023-24 Q1	FY 2023-24 Q2	FY 2023-24 Q3	FY 2023-24 Q4	FY Total
Within STF	20	10	2	3	35
Over STF	1	1	5	1	8
Decisions	21	11	7	4	43
% Within STF	95%	91%	29%	75%	81%

Quarter 4 outcomes

Outcomes	Within STF	Over STF	Total
Return to Applicant	0	1	1
Approved by Delegate	2	0	2
Crown Land Minister	1	0	1
Total	3	1	4

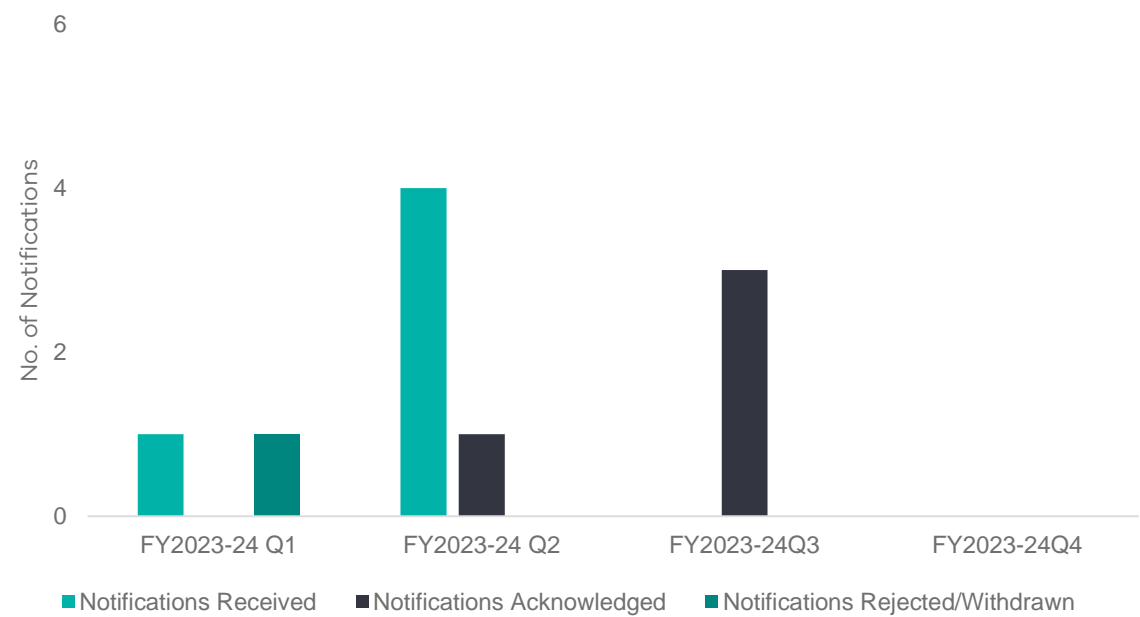
- In Q4, 4 mineral work plan decisions were made:
 - 2 work plans were approved;
 - 1 was returned to the applicant;
 - 1 to the Crown Land Minister.
- For FY23/24, 81% of decisions were made within statutory timeframes.

Work Plan Administrative Updates by Notification

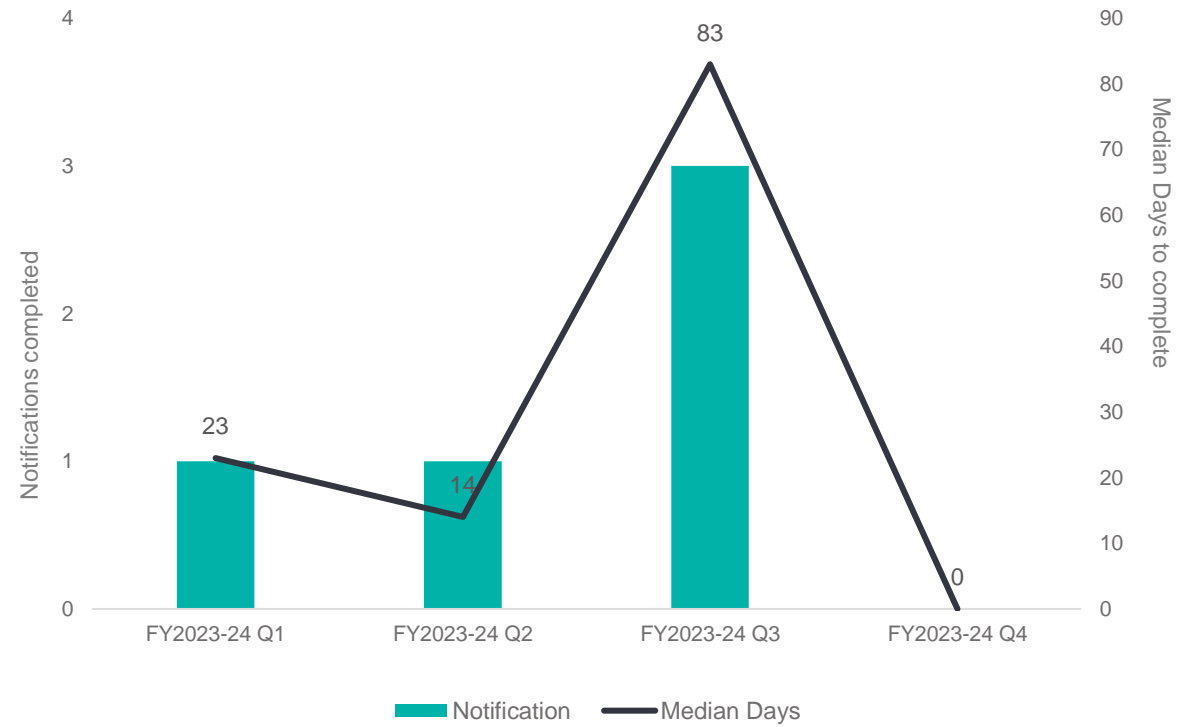
Mineral industries	FY 2023-24 Q1	FY 2023-24 Q2	FY 2023-24 Q3	FY 2023-24 Q4	FY Total
Notifications Received	1	4	0	0	5
Notifications Acknowledged	0	1	3	0	4
Notifications Rejected / Withdrawn	1	0	0	0	1

- There were no administrative updates received or processed in FY23/24 Q4.
- In FY23/24, 5 notifications were received and processed.

Administrative updates by notification



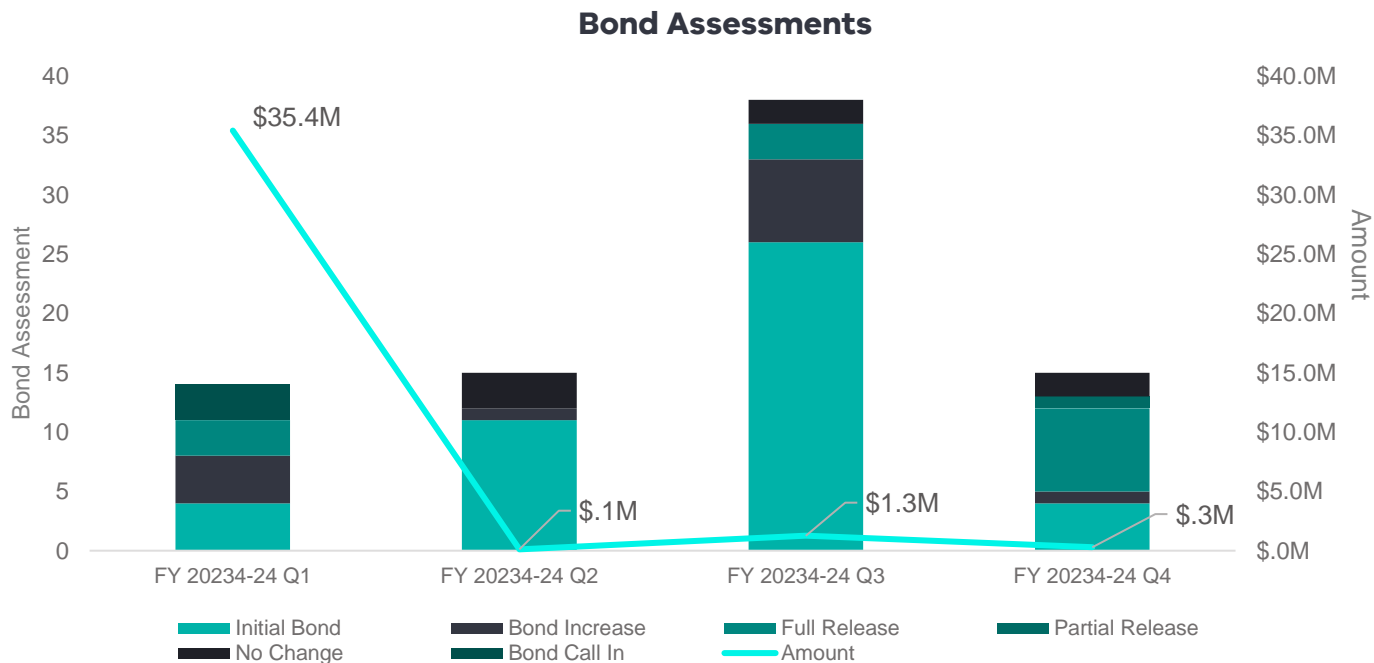
Notifications Completed and Median Days



Mineral Bond Assessments

542
number of bonds held

\$739.6 million
as of 30 June 2024



- In Q4, 15 bond reviews were undertaken totalling ~\$288K.
 - \$217.5K – Increased /Initial
 - \$70.5K – Bond released
- Bonds were assessed primarily for initial bonds or releasing the bond after successfully rehabilitating the land in accordance with the approved work plan.
- One partial bond return was approved following a review of the rehabilitation liability.

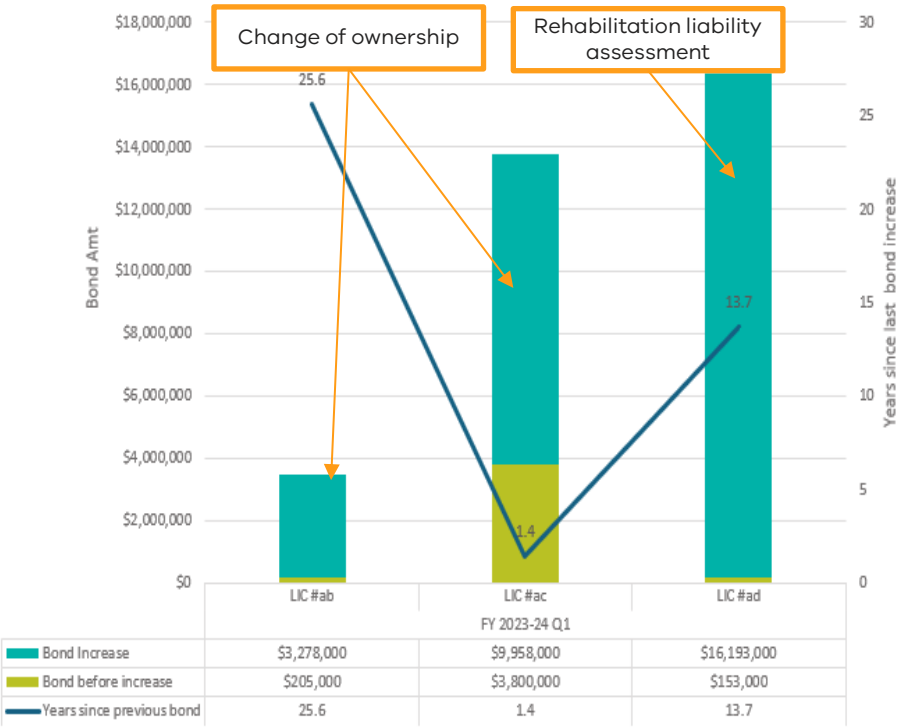
Link to website on bonds information and public bonds dashboard: [Rehabilitation - Resources Victoria](#)

Annual Summary - Bond Assessments

Bond Assessment	FY 2023-24 Q1		FY 2023-24 Q2		FY 2023-24 Q3		FY 2023-24 Q4		FY Total	
	Assessed	Amount	Assessed	Amount	Assessed	Amount	Assessed	Amount	Assessed	Amount
Initial Bond	4	\$40,000	11	\$110,000	26	\$409,500	4	\$40,000	45	\$599,500
Bond Increase	4	\$29,435,000	1	\$2,000	7	\$814,600	1	\$178,000	13	\$30,429,600
Full Release	3	\$15,000	-	-	3	\$30,000	7	\$65,000	13	\$110,000
Partial Release	-	-	-	-	-	-	1	\$5,500	1	\$5,500
No Change	-	-	3	-	2	-	2	-	7	-
Bond Call In	3	\$5,928,000	-	-	-	-	-	-	3	\$5,928,000
Total Value of Assessments	14	\$35,418,000	15	\$112,000	38	\$1,254,100	15	\$288,500	82	\$37,072,600

Mineral Bond Increases

Bond Assessments – Large Bond Increase fig. 1



Bond Assessments – Bond Increase fig. 2



Fig1 have been separated from fig2 due to the difference in bond amount scales

Note: Mineral Licences have been deidentified.

\$71,000

Median
Increased
amount

19 years

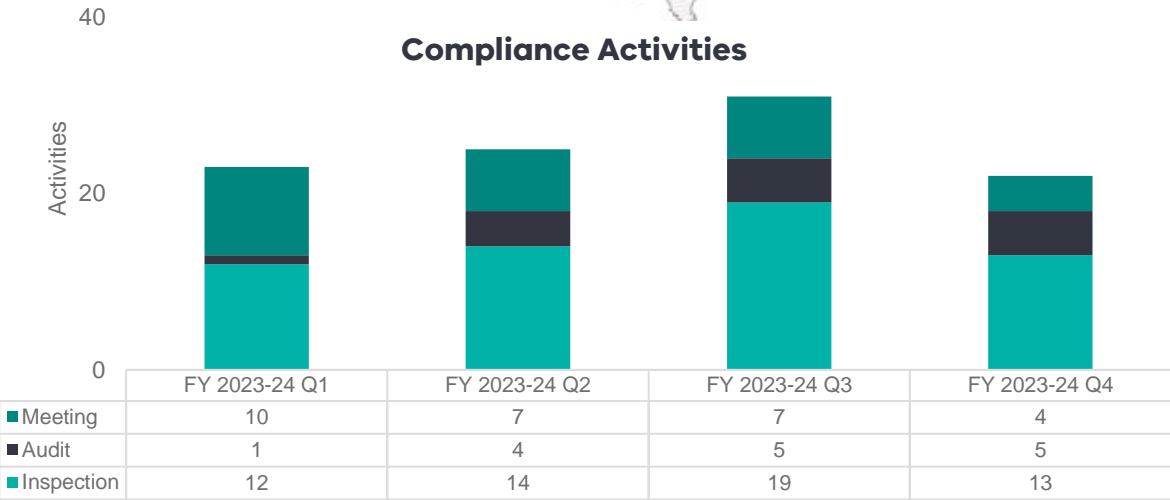
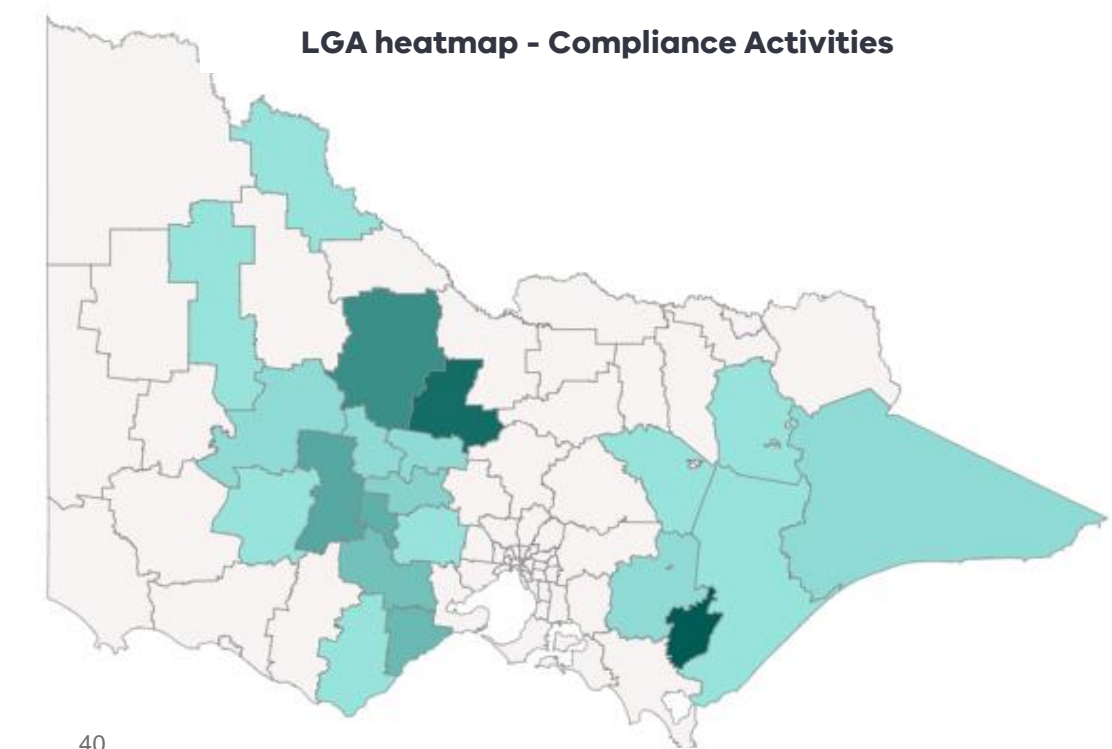
Median years
since previous
bond increase

Bond Increase	FY 2023-24 Q1		FY 2023-24 Q2		FY 2023-24 Q3		FY 2023-24 Q4		FY2023-24	
Reasons	No. bond Assessed	Amount	No. bond Assessed	Amount	No. bond Assessed	Amount	No. bond Assessed	Amount	No. bond Assessed	Amount
Priority Site	1	\$16,193,000	-	-	-	-	-	-	1	\$16,193,000
Work Plan Variation	3	\$13,242,000	-	-	1	\$13,000	-	-	4	\$13,255,000
Renewal	-	-	1	\$2,000	6	\$801,600	1	\$178,000	8	\$981,600
Total Increases	4	\$29,435,000	1	\$2,000	7	\$814,600	1	\$178,000	13	\$30,429,600

- In Q4 there was one bond increase of \$178K for a renewal of a licence, based on current approvals and the current rehabilitation liability.

Compliance Activities FY2023-24

LGA	Audit	Inspection	Meeting	Total
Latrobe	12	3	14	29
Greater Bendigo		10	4	14
Loddon	1	8	2	11
Pyrenees	1	7		8
Ballarat		7		7
Surf Coast		1	5	6
Golden Plains		5		5
Hepburn		3		3
Central Goldfields		2		2
Baw Baw		2		2
Mount Alexander		2		2
Northern Grampians	1	1		2
East Gippsland		2		2
Yarriambiack			1	1
Wellington			1	1
Colac Otway		1		1
Swan Hill		1		1
Mansfield		1		1
Moorabool		1		1
Ararat			1	1
Alpine		1		1
Activities	15	58	28	101



101
Activities

47
Unique sites

- In Q4 there were 22 compliance activities conducted at 18 sites.
- In FY2023-24 a total of 101 compliance activities were conducted at 47 sites.

Compliance Actions

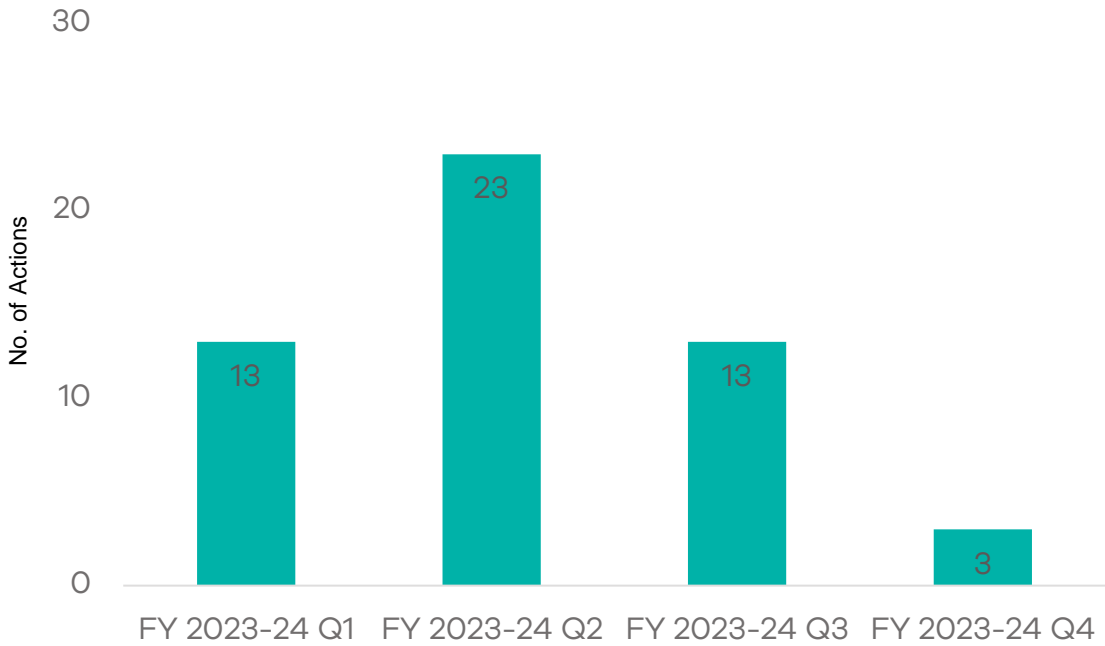
S110 / S110a Notices

Reasons for notice	FY 2023-24 Q1	FY 2023-24 Q2	FY 2023-24 Q3	FY 2023-24 Q4	FY Total
Tailings and Slime Management	3	1	2	2	8
Slope Stability	2				2
Hazardous Materials Management			1		1
Authorised Activity Compliance			1		1
Waste and Redundant Plan			1		1
Impacts outside Tenement Site		1			1
Work Without Licence or Consents			1		1
Noxious Weeds, Plants and Pests		1			1
Other		1			1
Total	5	4	6	2	17

Infringements and Educations

Compliance Action	FY 2023-24 Q1	FY 2023-24 Q2	FY 2023-24 Q3	FY 2023-24 Q4	FY Total
Infringement Notice	4	11	3	0	18
Official Warning Letter	0	8	3	0	11
Written Instruction / Education	4	0	1	1	6
Actions	8	19	7	1	35

Total Compliance Actions by Quarter



- In Q4 there were three compliance enforcement actions issued.
- For FY2023-24 there were 53 enforcement actions issued

More information on regulatory actions can be found here [Regulatory actions - Resources Victoria](#)

Compliance Incidents

Incidents	FY 2023-24 Q1	FY 2023-24 Q2	FY 2023-24 Q3	FY 2023-24 Q4	FY Total
Fire Precautions & Risk Control	26	32	39	8	105
Environmental Incident Notification	3	2	1	1	7
Slope Stability		3		1	4
Other (Not Specified		1	1	1	3
Water Dams			2		2
Drainage, Erosion & Discharge			1	1	2
Dust Emissions		1		1	2
Public Safety & Site Security		1		1	2
Total Incidents	29	40	44	14	127
Unique sites	6	8	6	6	12 (unique)

- In Q4 there were 14 incidents reported relating to a small fire and vibration issues from blasting.
- For FY23/24 a total of 127 incidents were reported from 12 unique sites. Majority of the incidents were small smoulders reported by two licensee.

Community Complaints

Complaints	FY 2023-24 Q1	FY 2023-24 Q2	FY 2023-24 Q3	FY 2023-24 Q4	Total
Explosives Air & Ground Vibration	2		6	3	11
Work without License or Consents	2		2		4
Dust Emissions		1		2	3
Impacts Outside Tenement Site		1		1	2
Hazardous Materials Management	1				1
Noise Emissions		1			1
Complaints Management				1	1
Authorized Activity Compliance				1	1
Ground Disturbance				1	1
Complaints Received	5	3	8	9	25
Unique Tenements	3	3	5	4	7 (unique)
Unique Informants	5	3	6	7	19 (unique)

- In Q4 there were 9 complaints received for 4 sites in relation to vibrations and dust emissions.
- For FY2023-24 a total of 25 complaints were received for 7 sites.

Compliance Community Reference Group Attendance

Tenement	Tenement Holder	FY 2023-24 Q1	FY 2023-24 Q2	FY 2023-24 Q3	FY 2023-24 Q4	FY Total
MIN4644	Mandalay Resources Costerfield Operations Pty Ltd	1	1	1	1	4
MIN4701	Maddingley Brown Coal Pty Ltd			1	2	3
MIN5003	Energy Australia Yallourn Pty Ltd	1	1	1	1	4
MIN5004	Hazelwood Power Corporation Pty Ltd		1			1
MIN5146	Kaiser Operations Pty Ltd	1	1	1	1	4
MIN5189	AGL Generation Holdco Pty Ltd, AGL Generation Proprietary Limited	1				1
MIN5260	Stawell Gold Mines Pty Ltd	1		1	1	3
MIN5396	Victory Minerals Pty Ltd	1	1	1	1	4
MIN5404	Fosterville Gold Mine Pty Ltd	1	1	1	1	4
MIN5458	Basin Minerals Holdings Pty Ltd	1				1
MIN5497	Basin Minerals Holdings Pty Ltd	1				1
MIN5525	Basin Minerals Holdings Pty Ltd	1				1
	Total Attendance	10	6	7	8	31

- In Q4 there were eight community reference group attendance, bring the total to 31 attendance for the FY23/24

Department of Energy, Environment and Climate Action

Earth Resources Regulator

1 Spring Street
Melbourne VIC 3000
Telephone: 1300 366 356

© Copyright State of Victoria, Department of Energy, Environment and Climate Action
2024

Except for any logos, emblems, trademarks, artwork and photography, this document is made available under the terms of the Creative Commons Attribution 3.0 Australia licence.

Earth Resources Regulation performance reporting site:
[Regulator performance reporting - Resources Victoria](#)