


Resources Victoria - Regulatory Operations Minerals Performance Report

2024-25 Q4



We acknowledge and respect Victorian Traditional Owners as the original custodians of Victoria's land and waters, their unique ability to care for Country and deep spiritual connection to it.

We honour Elders past and present whose knowledge and wisdom has ensured the continuation of culture and traditional practices.

Resources Victoria is committed to genuinely partnering with Victorian Traditional Owners and Victoria's Aboriginal community to progress their aspirations.



Licence
Applications /
Licence Variations

21

new licences granted

85.7%

licences granted within
statutory timeframes

76

licence applications in the
pipeline

211

licence variations approved



Current Licences

421

exploration licences

109

mining licences

35

prospecting licences

47

retention licences



Work Plans

93.8%

of decisions made within
statutory timeframes

12

work plans / work plan
variations approved



Compliance

174

compliance activities

38

enforcements

152

incidents

26

complaints received



Bonds

\$760

million bonds held

50

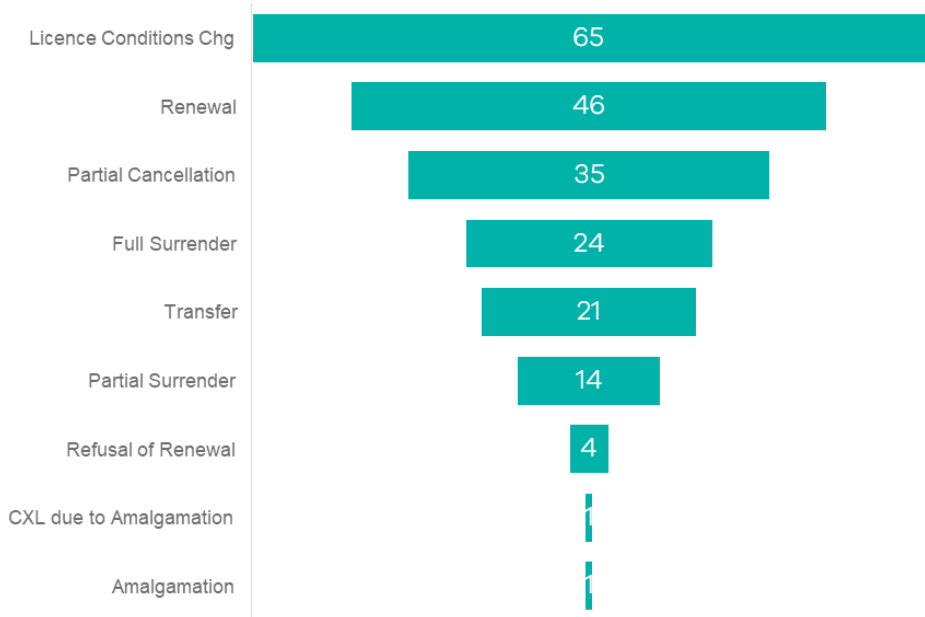
bond assessments completed

Mineral summary – licences, variations and work plans

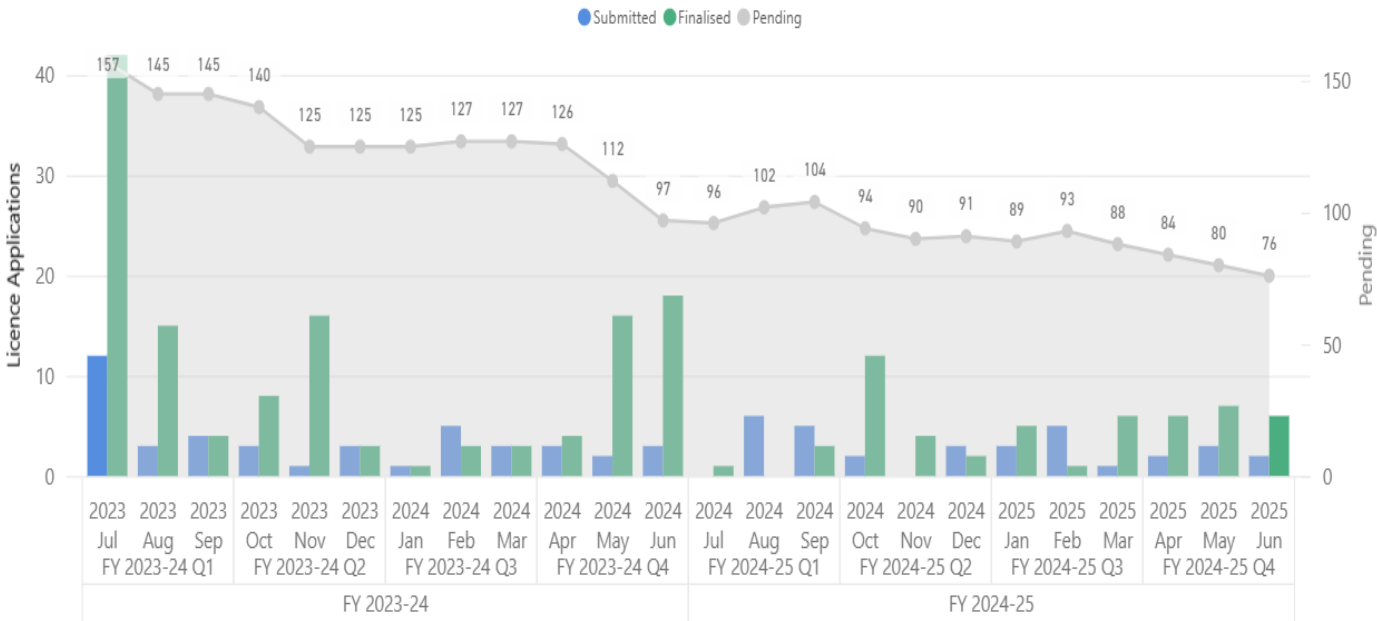
What we delivered in FY24/25

- 21 licence applications granted (19 exploration, 1 mining and 1 prospecting)
- Reduction of applications in the pipeline, with 76 licence applications in the pipeline at the end of FY24/25 compared to 97 same time last year. FY24/25 33 licence applications were received and 53 processed.
- 211 licence variations approved – including 65 licence condition changes and 46 licence renewals
- There was a steady uptake (27 out of 43) of licence applications, transfers and renewals that have used the compliance declaration since launch.
- 93.8% of work plan decisions (15 out of 16) made within statutory timeframe

Licence Variations Approved: 211



Licence Applications



Mineral summary – rehabilitation liabilities

What we delivered in FY24/25

- Assessed \$93.4M from 50 bonds.
 - 7 bond increases (\$92.9M) targeting priority sectors
 - 18 initial bonds (\$216K)
 - 22 bonds released as rehabilitation commitments were met (\$278K)
- Progressive rehabilitation and more frequent self-assessment can reduce bond held to accurately reflect current rehabilitation liability (for more information see resources.vic.gov.au/community-and-land-use/rehabilitation)
- Continue to deliver on our commitments in the [Regulatory Practice Strategy for the Rehabilitation of Earth Resources Sites](#)

Bonds		
Bonds Held	FY23/24	FY24/25
Amount of bonds	\$740m	\$760m
Tenements with bonds	542	539
Bond Assessment	FY23/24	FY24/25
Sites bond assessed	67	50
Total bond assessed amount (\$m)	\$36.8m	\$93.4m

Rehabilitation bond assessments FY24/25

Bond Assessment	FY 2024-25 Q1		FY 2024-25 Q2		FY 2024-25 Q3		FY 2024-25 Q4		FY 2024-25	
	Assessed	Amount	Assessed	Amount	Assessed	Amount	Assessed	Amount	Assessed	Amount
Bond Increase			2	\$18,579,000	2	\$1,587,000	3	\$72,720,500	7	\$92,886,500
Full Release	10	\$110,500	4	\$30,000	5	\$103,000	3	\$34,900	22	\$278,400
Initial Bond	3	\$30,000	7	\$106,000	6	\$60,000	2	\$20,000	18	\$216,000
No Change					2		1		3	
Total Value of Assessments	13	\$140,500	13	\$18,715,000	15	\$1,750,000	9	\$72,775,400	50	\$93,380,900*

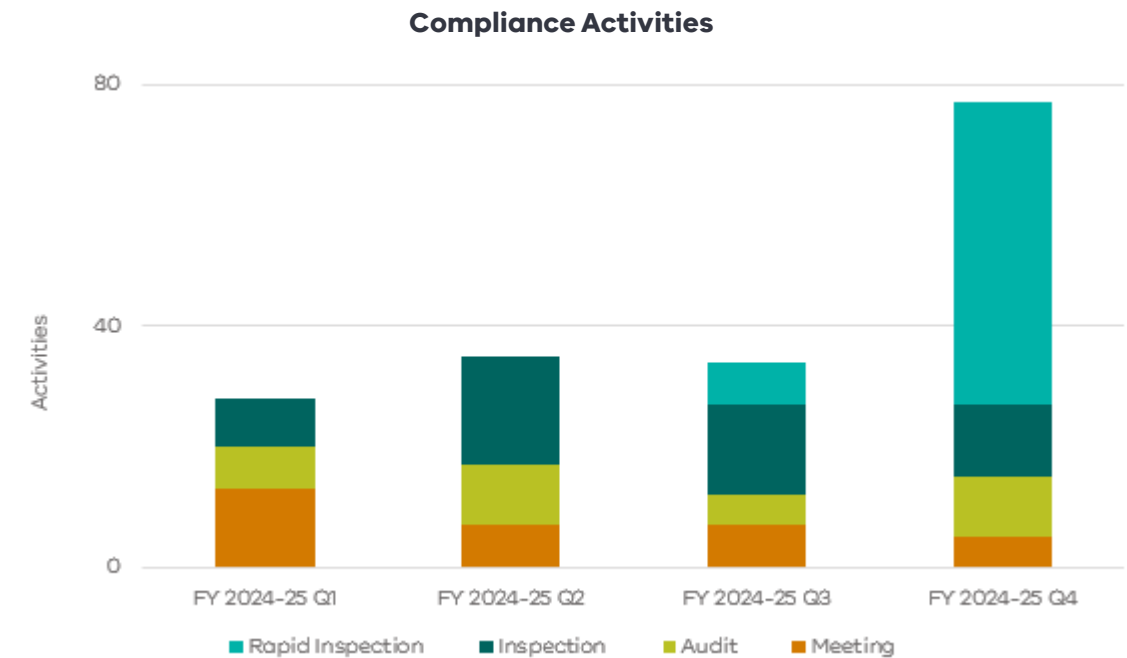
* Bonds may not have been received yet

What we delivered in FY24/25

- 142 Audits, Inspections and Rapid Inspections
- 38 Compliance actions including 22 written instruction/educations and 14 S110 notices issued.
- Attended 33 community reference groups
- 26 community complaints were received for 12 sites. Working without a licence, dust emission and vibrations were the most common complaints

174
Activities

107
Unique sites

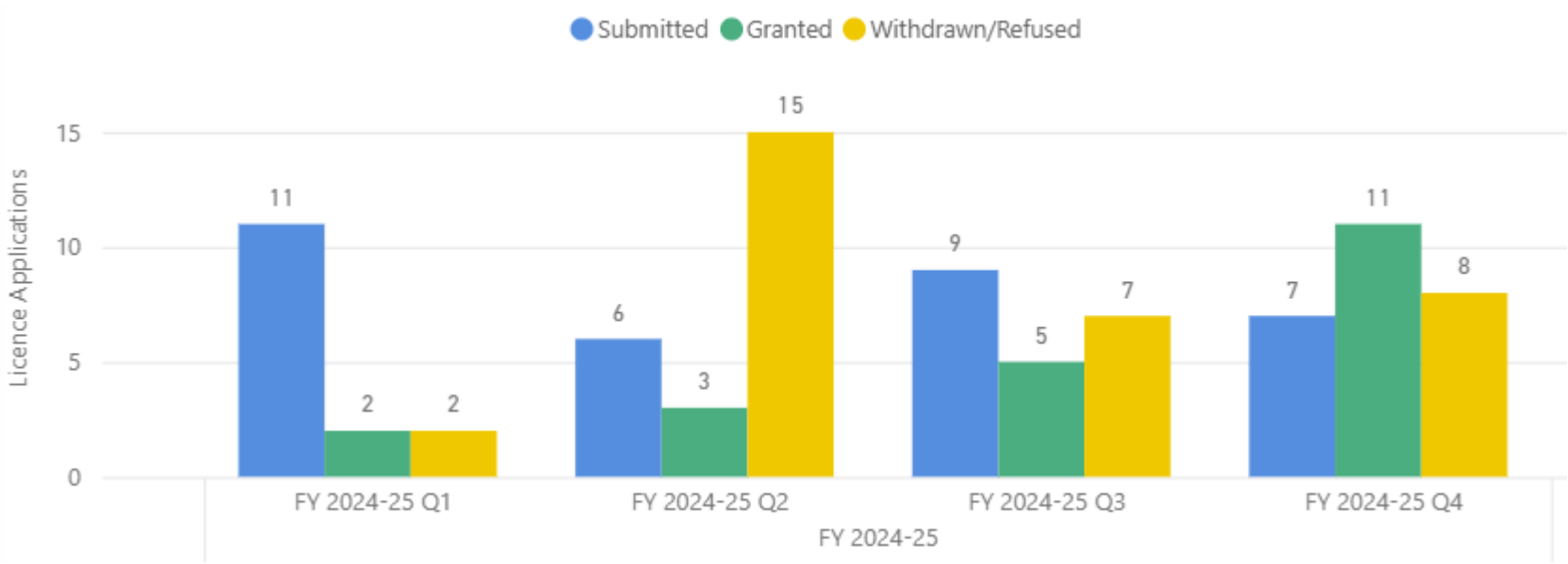


Key points to note

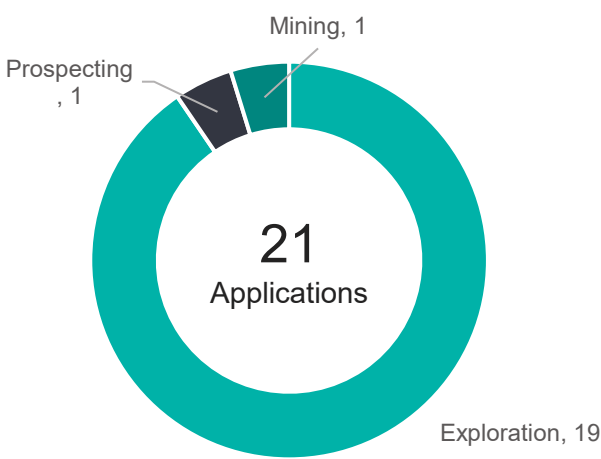
- As at the end of the FY, **inspectors had attended 30% of all mining and quarry sites** with the rapid inspection program. Around half of sites attended were required to take action following the inspection.
- The rapid inspection program will continue into the new financial year and will inform future compliance action.
- Early identified themes have been consolidated through this quarter: excess **derelict equipment**, poor management of **hydrocarbons**, failure to complete **progressive rehabilitation** and failure to have **a copy of the approved work plan on site**.
- Compliance with written instructions following rapid inspection has **generally been positive**, however a few have required additional enforcement action.
- The audit program for Declared Mines this quarter included **stability** and **water management** with an environmental focus.

Mineral Licences FY2024-25 (01 Jul 2024 to 30 June 2025)

Mineral Application Submitted, Granted and Withdrawn/Refused



FY 2024-25 Granted Application by Licence Types

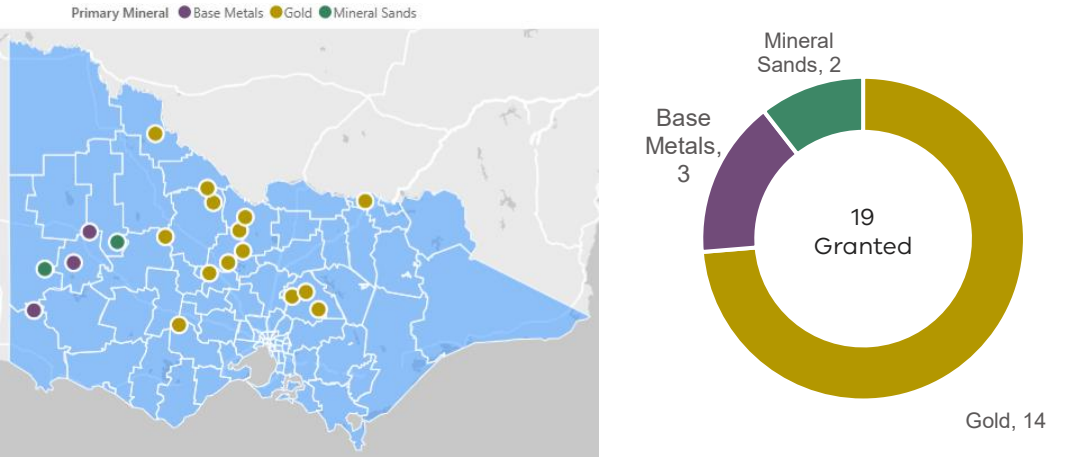
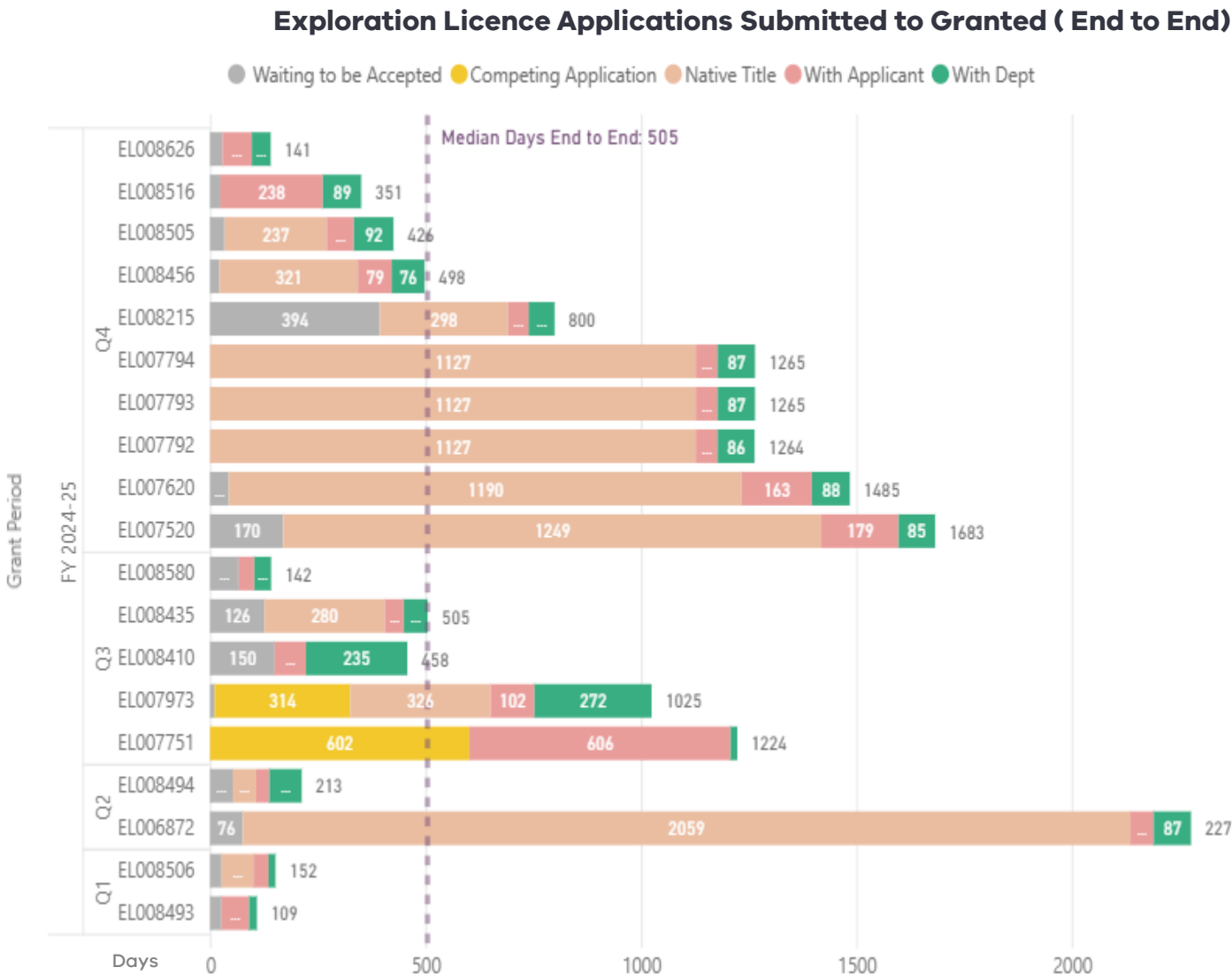


Mineral Application granted within statutory time frame (STF)

Decisions Time Frame	FY 2024-25 Q1	FY 2024-25 Q2	FY 2024-25 Q3	FY 2024-25 Q4	FY 2024-25
Within STF	2	3	2	11	18
Over STF	0	0	3	0	3
Total	2	3	5	11	21
% Within STF	100%	100%	40%	100%	87.7%

- In FY24/25 33 licence applications were received (26 exploration, five prospecting, one mining and one licence). 53 licence applications were processed (granted, withdrawn, refused).
- 19 exploration, one mining and one prospecting licence applications were granted.
- 87.7% (18 out of 21) of licence applications were granted within statutory time frame.
- 23 licences applications were withdrawn by the applicant and nine were refused.

Exploration Licence Granted in FY2024-25 (01 Jul 2024 to 30 June 2025)

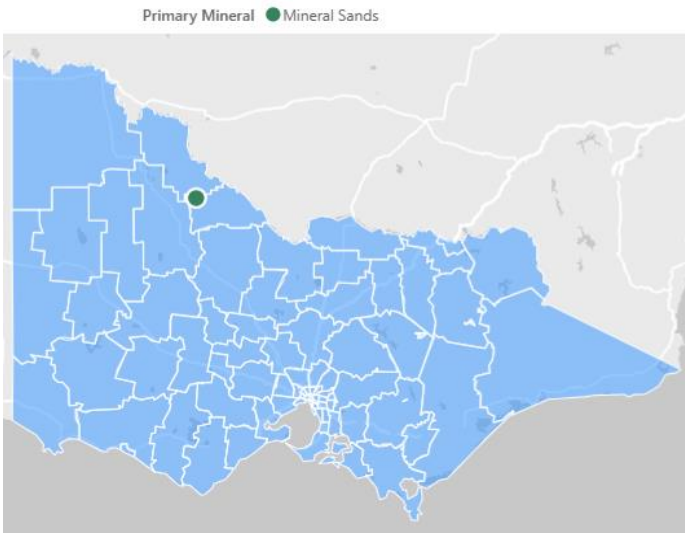
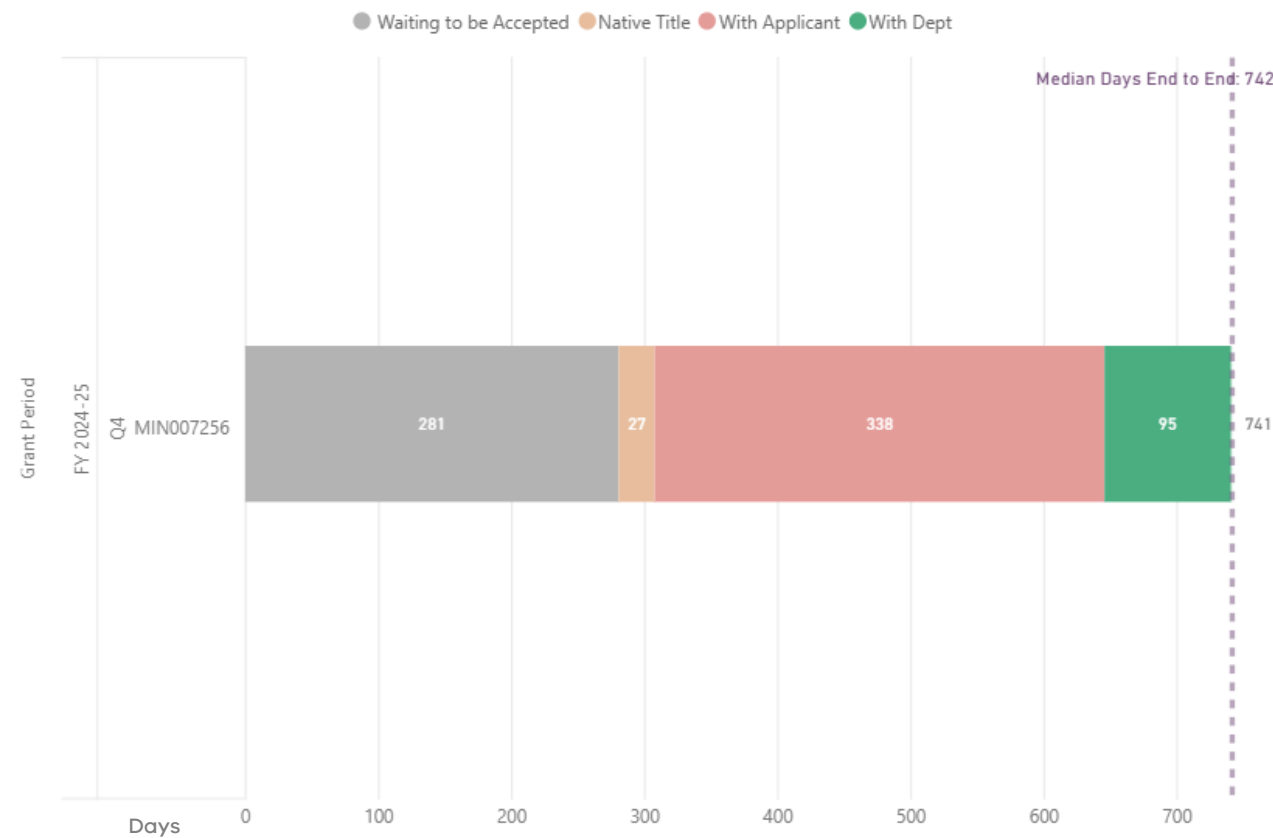


Stage	FY21-22 Average Days	FY22-23 Average Days	FY23-24 Average Days	FY24-25 Average Days
Applications Granted	77	94	56	19
Waiting to be Accepted	107	101	60	66
Competing Application	320	248	218	458
Native Title	406	484	267	728
With Reg Ops	103	125	150	85
With Applicant	100	186	127	107
Median End to End	492	545	416	505

- In Q4 ten exploration licence applications were granted.
- 19 exploration licence applications granted in FY24-25
- The median end to end timeframe for exploration licences granted in FY24-25 was 505 days. Time in Native Tile and Competing Applications contributed to higher end to end times.

Mining Licence Granted in FY2024-25 (01 Jul 2024 to 30 June 2025)

Mining Licence Applications Submitted to Granted (End to End)

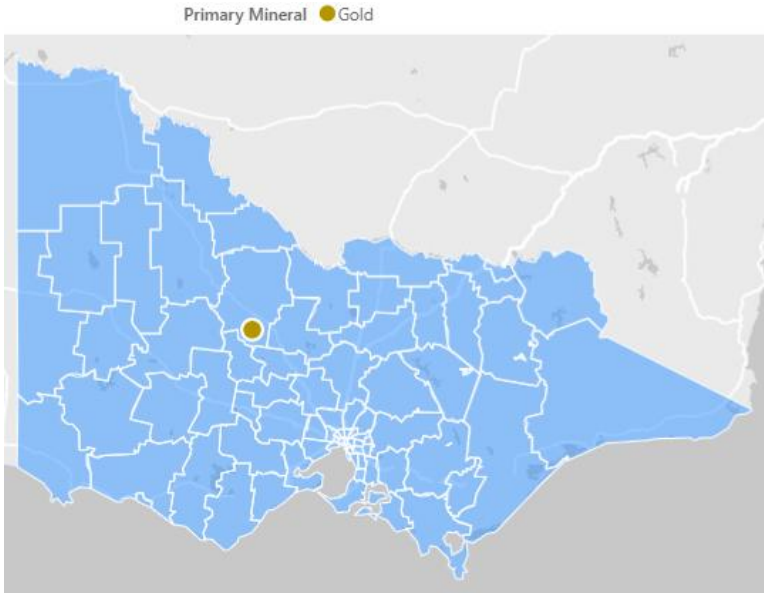
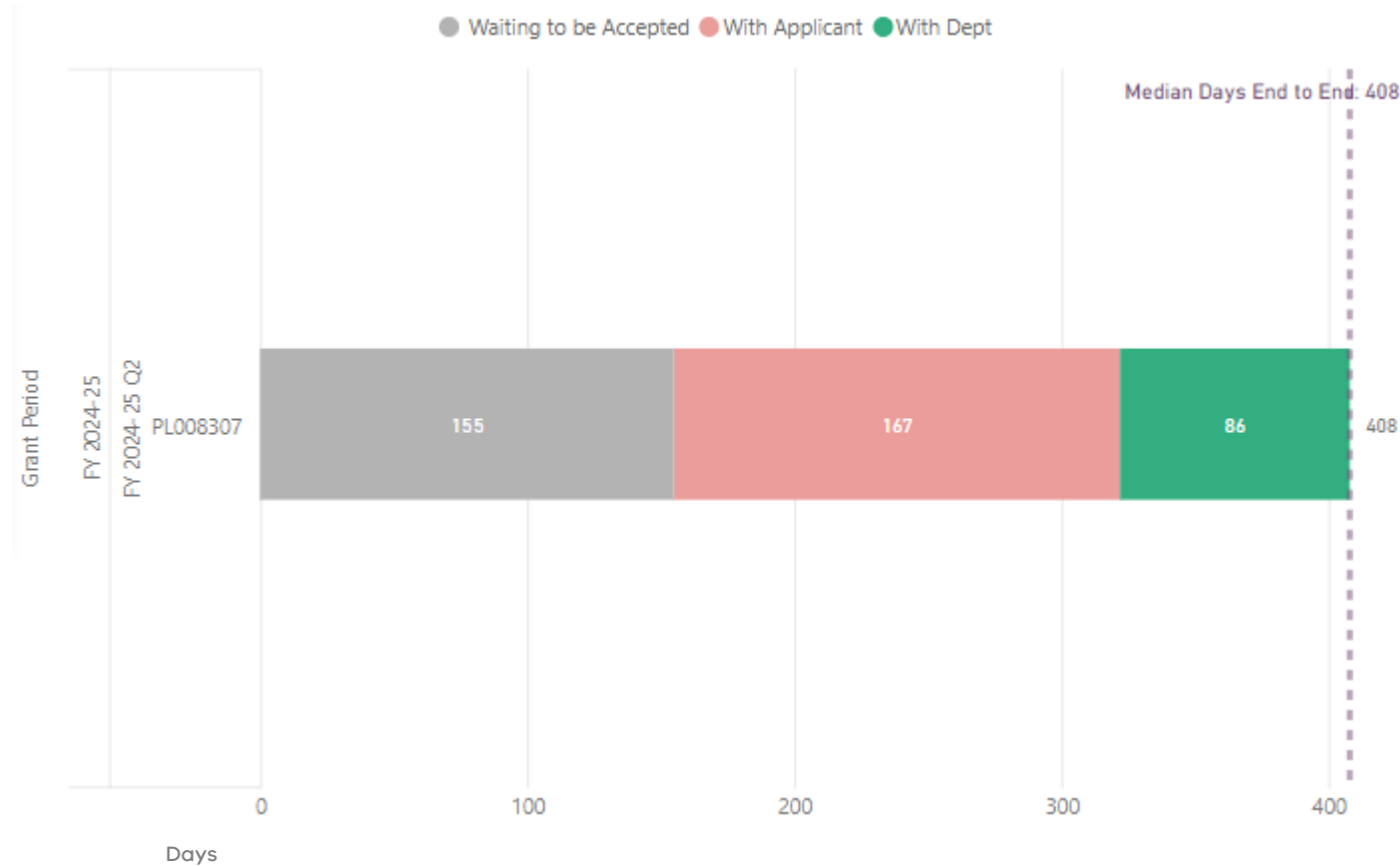


Stage	FY21-22 Average Days	FY22-23 Average Days	FY23-24 Average Days	FY24-25 Average Days
Applications Granted	4	2	-	1
Waiting to be Accepted	42	85	-	281
With Reg Ops	39	492	-	95
With Applicant	81	1322	-	338
End to End	160	2091	-	742

- In FY 24-25 one mineral sand mining licence application was granted and the end to end timeframe was 742 days. NOTE: The assessment of the application was paused pending the finalisation of the Environment Effects Statement decision by the Minister for Planning.

Prospecting Licence Granted in FY2024-25 (01 Jul 2024 to 30 June 2025)

Prospecting Licence Applications Submitted to Granted (End to End)

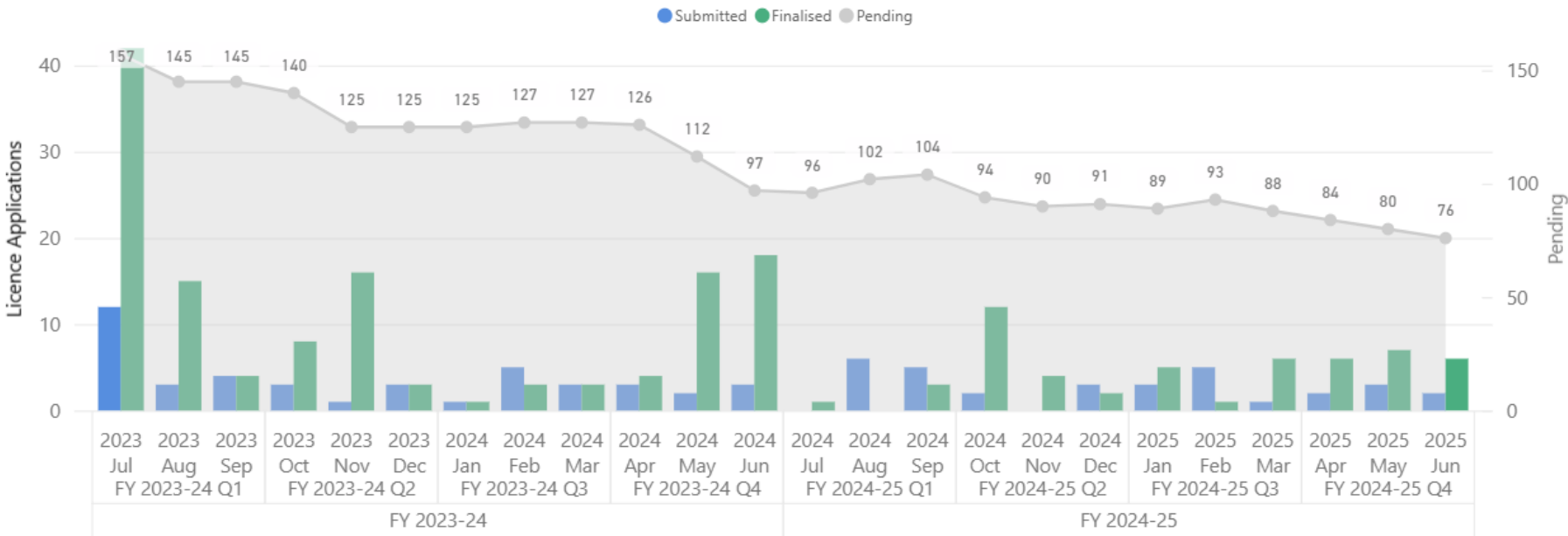


Stage	FY21-22 Average Days	FY22-23 Average Days	FY23-24 Average Days	FY24-25 Average Days
Applications Granted	4	5	1	1
Waiting to be Accepted	42	15	79	155
With Reg Ops	39	66	12	86
With Applicant	81	62	49	167
End to End	160	136	140	408

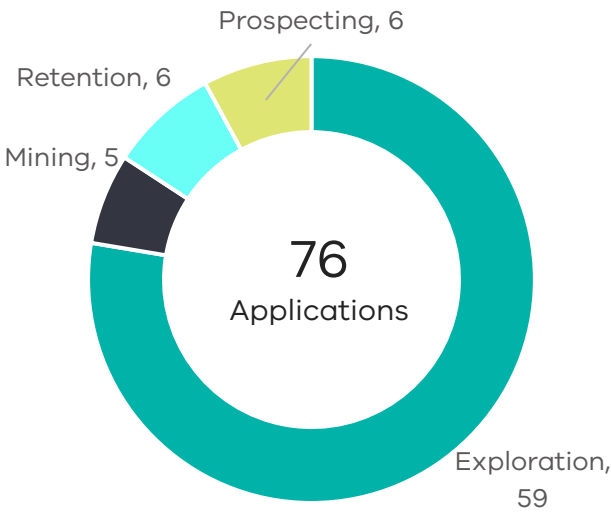
- In FY 24-25 one gold prospecting licence application was granted and the end to end timeframe was 408 days.

Mineral Licence Applications in the Pipeline (30 June 2025)

Mineral Applications Summary by Status



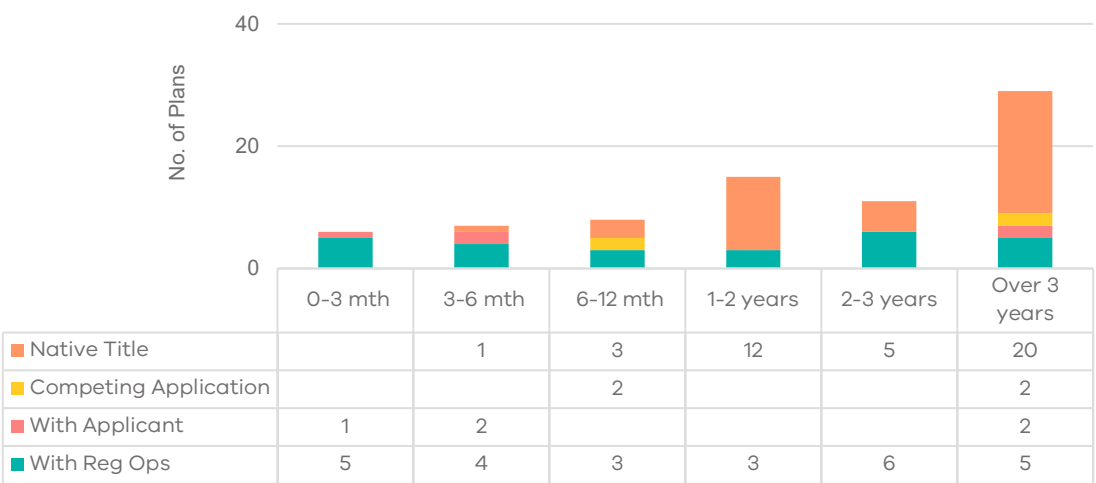
Pending Application Licence Types



Pending Licence Application Stage

Pending Application Stage	No.
Native Title	41
With Reg Ops	26
With Applicant	5
Competing Applications	4
Pending Applications	76

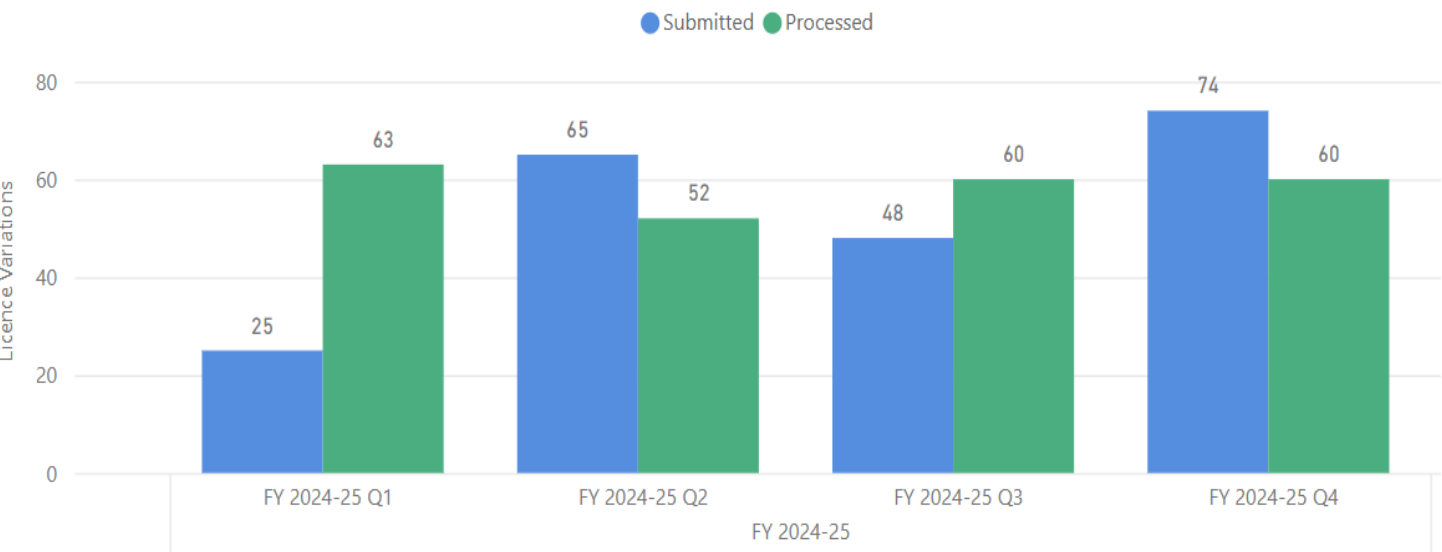
Stage Duration of pending licence applications



- In FY24-25 there were 33 applications submitted and 53 applications finalised (granted, withdrawn/refused)
- As at 30 Jun 2025 there were 76 licence applications in the pipeline
 - 60% (46) of applications were in the Native Title process or with the applicant.
 - 26% (23) applications were with Reg Ops

Mineral Licence Variations FY 2024-25 (01 Jul 2024 to 30 June 2025)

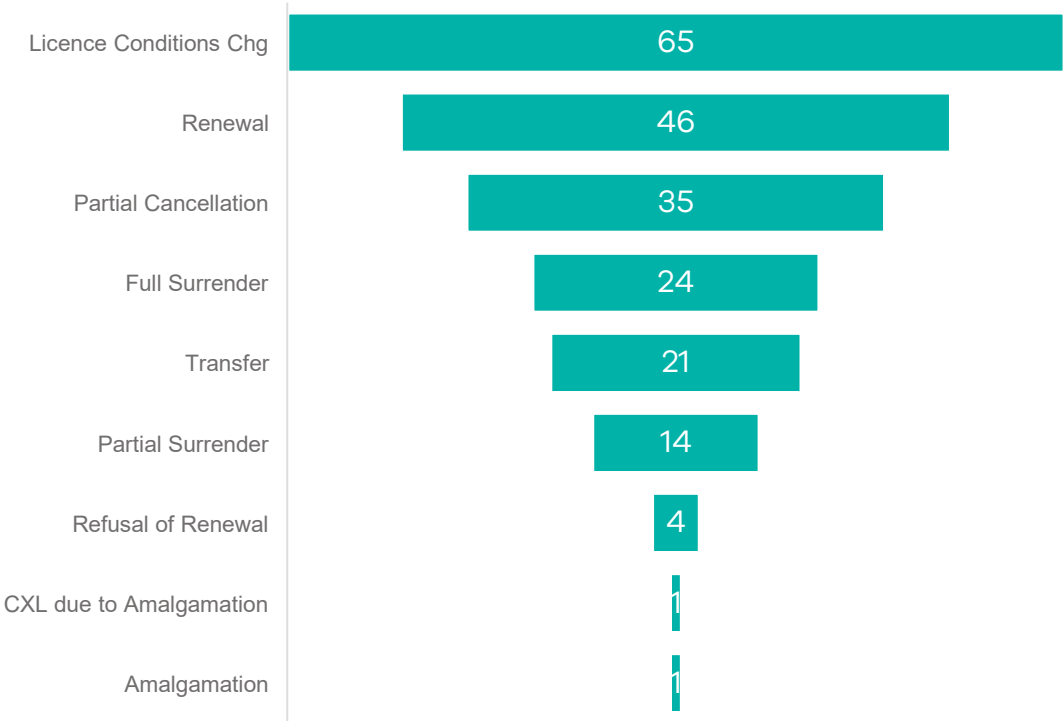
Variation Submitted and Processed



Variation Processed

Licence Variation Status	FY 2024-25 Q1	FY 2024-25 Q2	FY 2024-25 Q3	FY 2024-25 Q4	FY 2024-25
Approved	58	42	54	57	211
Withdrawn	4	6	2	2	14
Refusal		3			3
Not Progressing	1		4	1	6
Declined		1			1
Licence Variations Total	63	52	60	60	235

Variation Approved FY2024-25

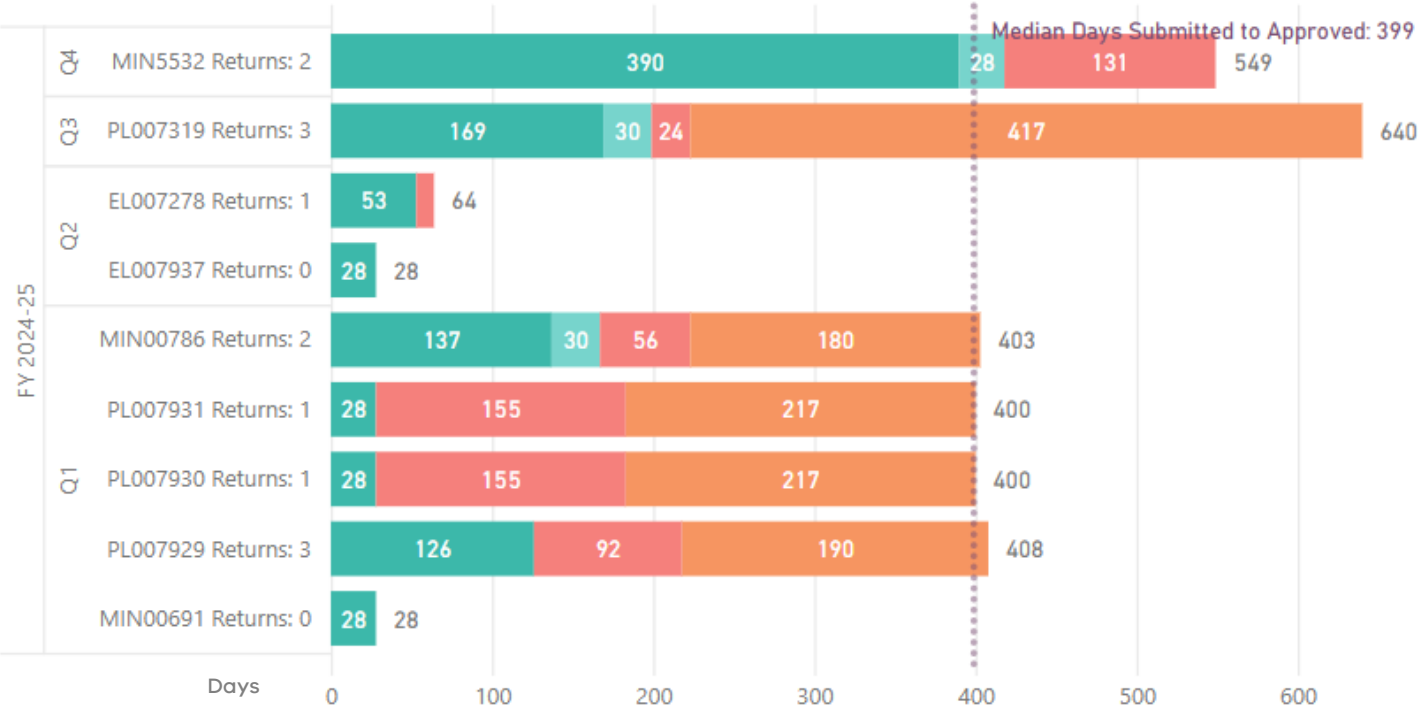


- In Q4 57 licence variations were approved bringing the FY24/25 total approvals to 211.
- FY24-25 212 licence variations were submitted and 235 licence variations were processed (approved, withdrawn, refused, delinked, not progressing)

Initial Mineral Work Plan Approved in FY 2024-25 (01 Jul 2024 to 30 June 2025)

Work Plan Submitted to Approved

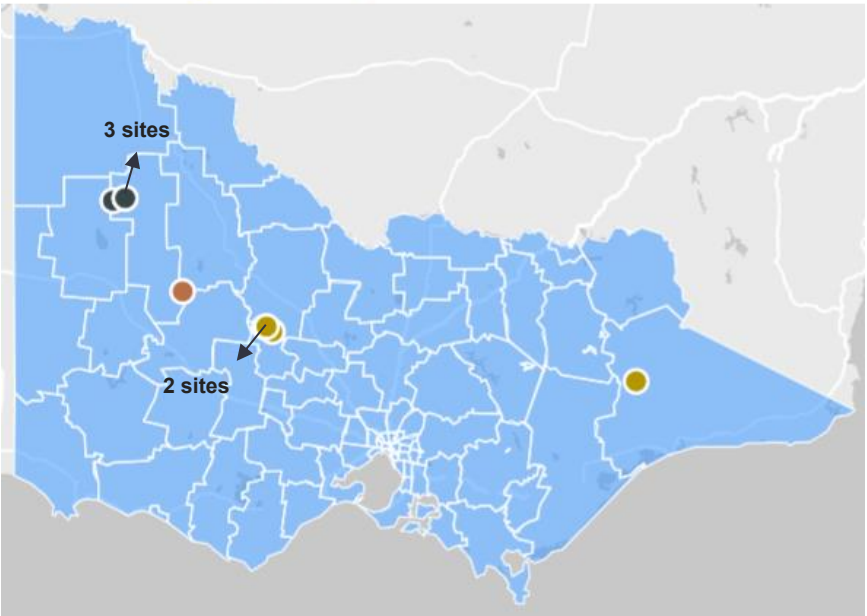
Stage ● Plan with ERR ● Plan with Agency ● Plan with Applicant ● Plan Seek Permit



9 Work Plans Approved

Geographic location

Mineral ● Gold ● Gypsum ● Rare Earth Elements

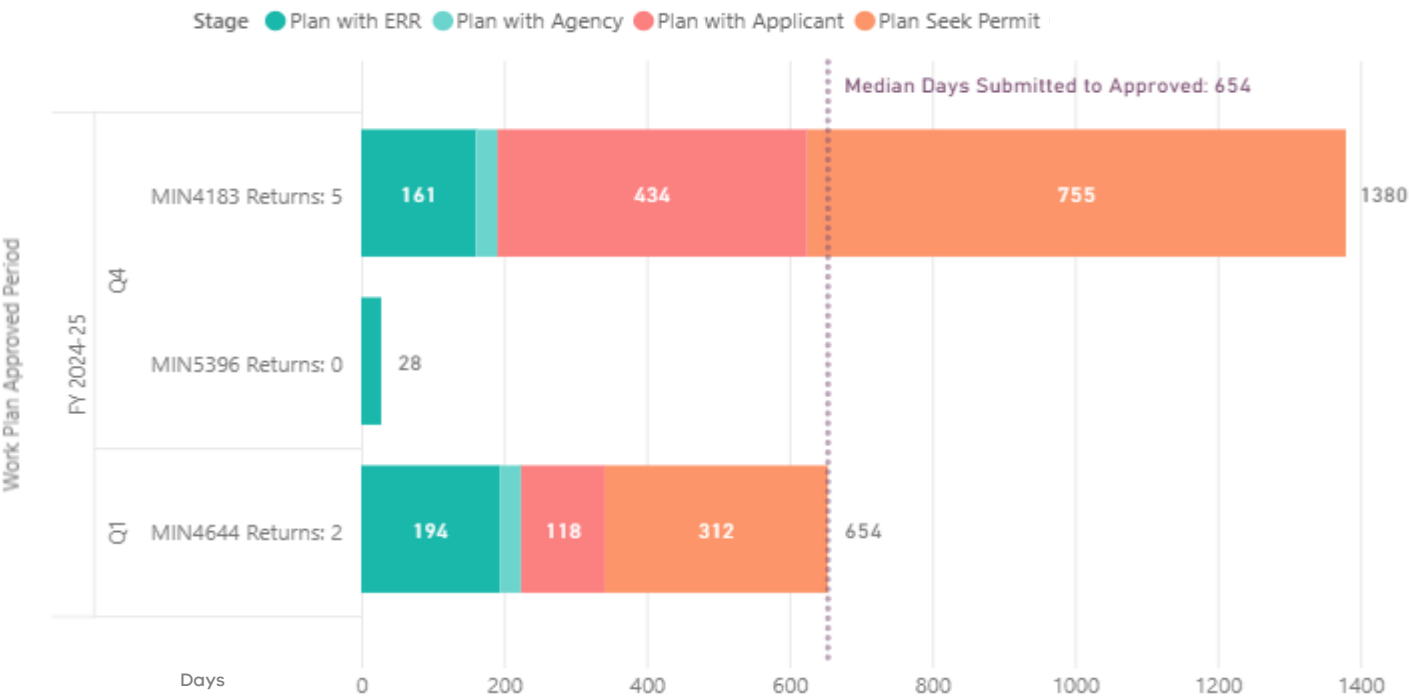


- In Q4 there was one initial work plan approved. This brings the FY24/25 total to nine initial work plans approved (4 Gold, 4 Gypsum, 1 Rare Element – Mineral Sands).
- Average number of returns to applicant was two

Stage	FY21/22 Median Days	FY22/23 Median Days	FY23/24 Median Days	FY24/25 Median Days
Work Plans Approved	10	1	9	9
With Reg Ops	57	159	72	53
With Internal Agency	0	-	-	0
With Applicant	18	184	146	56
Seek Permit	204	-	67	217
End to End	77	343	281	399

Mineral Work Plan Variation Approved in FY 2024-25

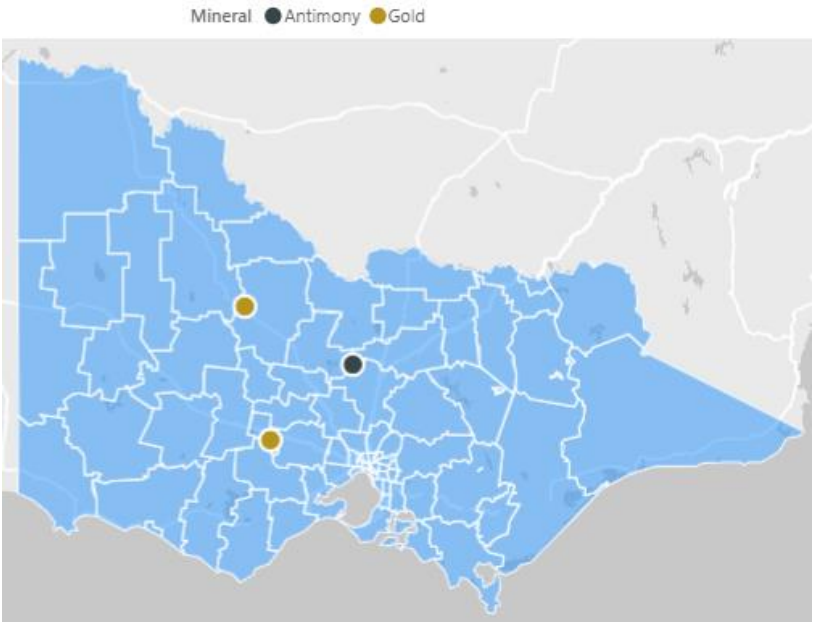
Work Plan Submitted to Approved – Planning Permit Required



Stage	FY21/22 Median Days	FY22/23 Median Days	FY23/24 Median Days	FY24/25 Median Days
Work Plans Approved	2	2	4	3
With Reg Ops	22	197	121	161
With Internal Agency	0	15	0	30
With Applicant	11	212	64	118
Seek Permit	-	601	201	534
End to End	77	607	431	654

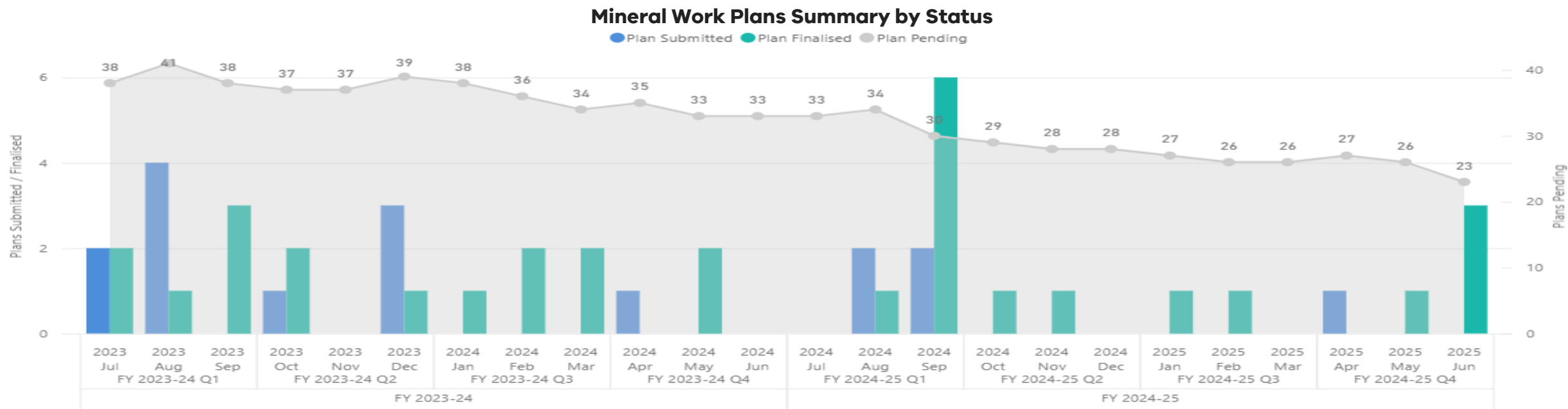
3 Work Plan Approved

Geographic location



- In Q4 there were two work plan variation approvals bringing the total to three for FY24/25.

Mineral Work Plan Applications In the Pipeline (30 June 2025)

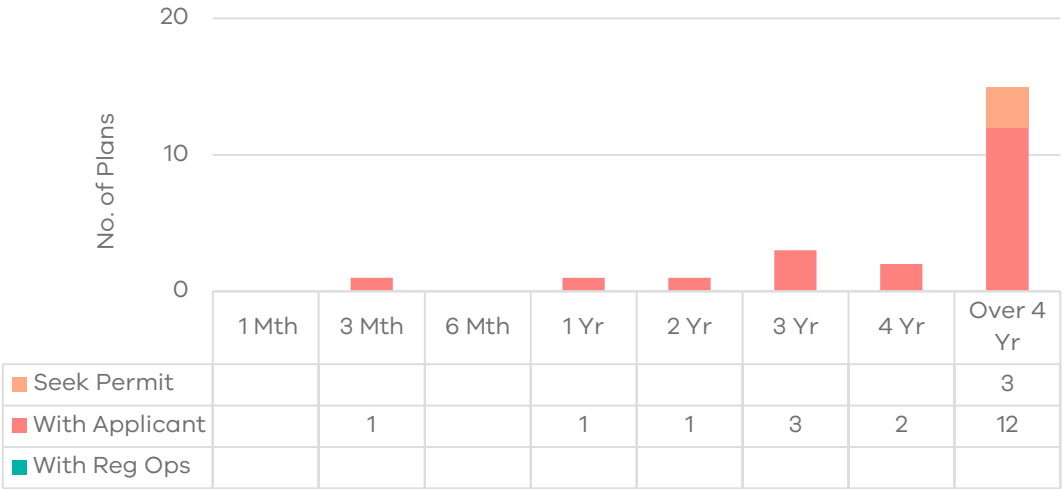


Status: Submitted | finalised (Approved, Withdrawn, Refused) | Pending (work plan submitted yet to be finalised)

Work Plan Application Stage

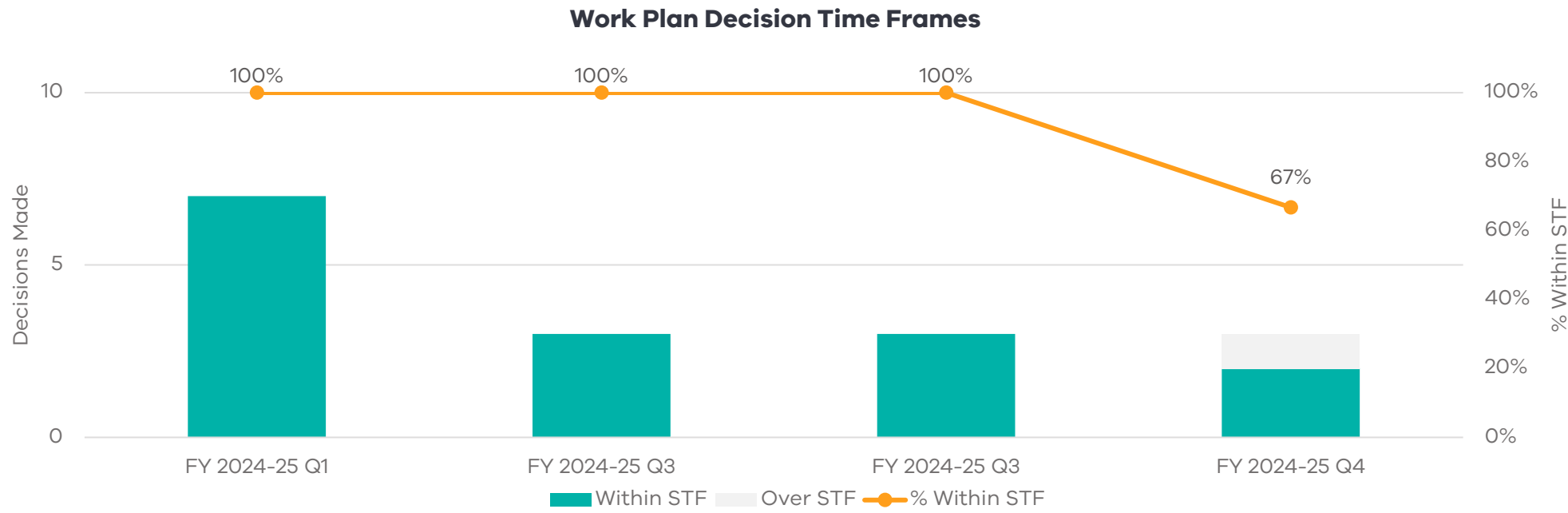
Stage	No.
With Applicant	20
Seeking Planning Permit	3
With Reg Ops for Assessment	0
Work Plans Applications	23

Stage Duration of work plan applications



- There are 23 mineral work plan applications in the pipeline as of 30 Jun 2025. All the applications were with the applicant seeking further information or seeking a planning permit.

Work Plan Decisions Made Within Statutory Time Frame (STF)



Work Plan Decision Time Frames

Decisions Time frame	FY 2024-25 Q1	FY 2024-25 Q2	FY 2024-25 Q3	FY 2024-25 Q4	FY 2024-25
Within STF	7	3	3	2	15
Over STF	0	0	0	1	1
Decisions	7	3	3	3	16
% Within STF	100%	100%	100%	67%	93.8%

FY24/25 Decision Outcomes

Outcomes	Within STF	Over STF	Total
Approved by Delegate	10	0	10
Return to Applicant	3	1	4
Agency Referral	2	0	2
Total Outcomes	15	1	16

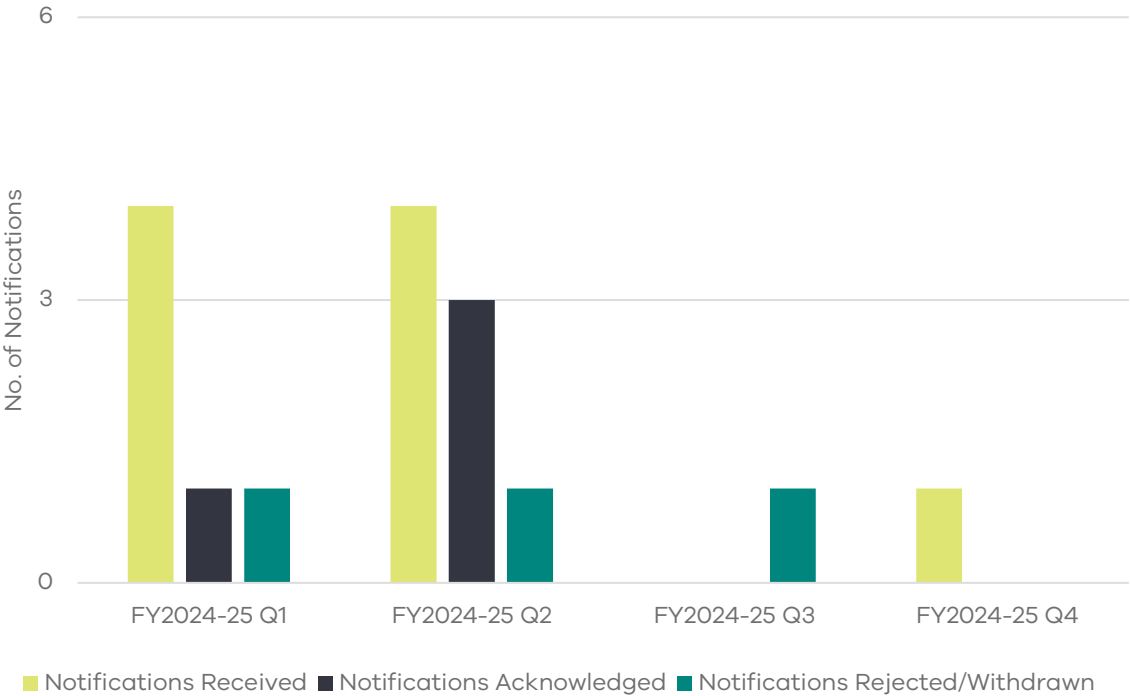
- In FY24/25, 93.8% (15 out of 16) of mineral work plan decisions were made within statutory time frame . One work plan decision exceeded statutory timeframe due to complexity.

Work Plan Administrative Updates by Notification

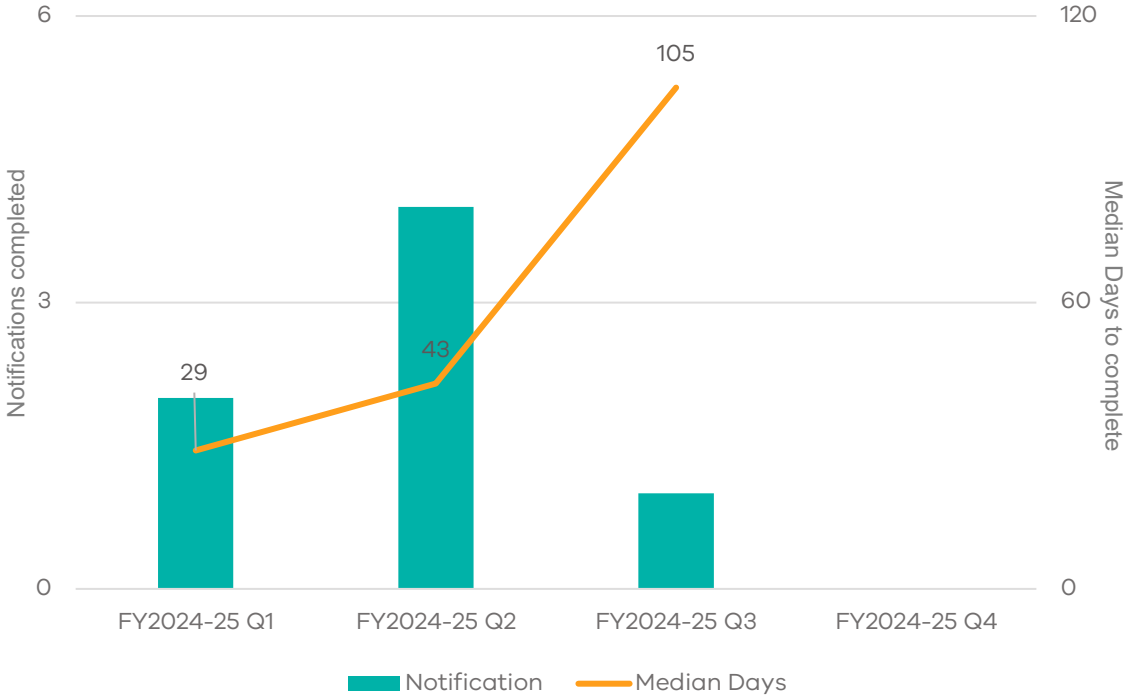
Mineral industries	FY 2024-25 Q1	FY 2024-25 Q2	FY 2024-25 Q3	FY 2024-25 Q4	FY 2024-25
Notifications Received	4	4	0	1	9
Notifications Acknowledged	1	3	0	0	4
Notifications Rejected / Withdrawn	1	1	1	0	3

- In FY24/25 there were 9 administrative updates submitted, 4 acknowledged and 3 rejected/withdrawn.

Administrative updates by notification



Notifications Completed and Median Days



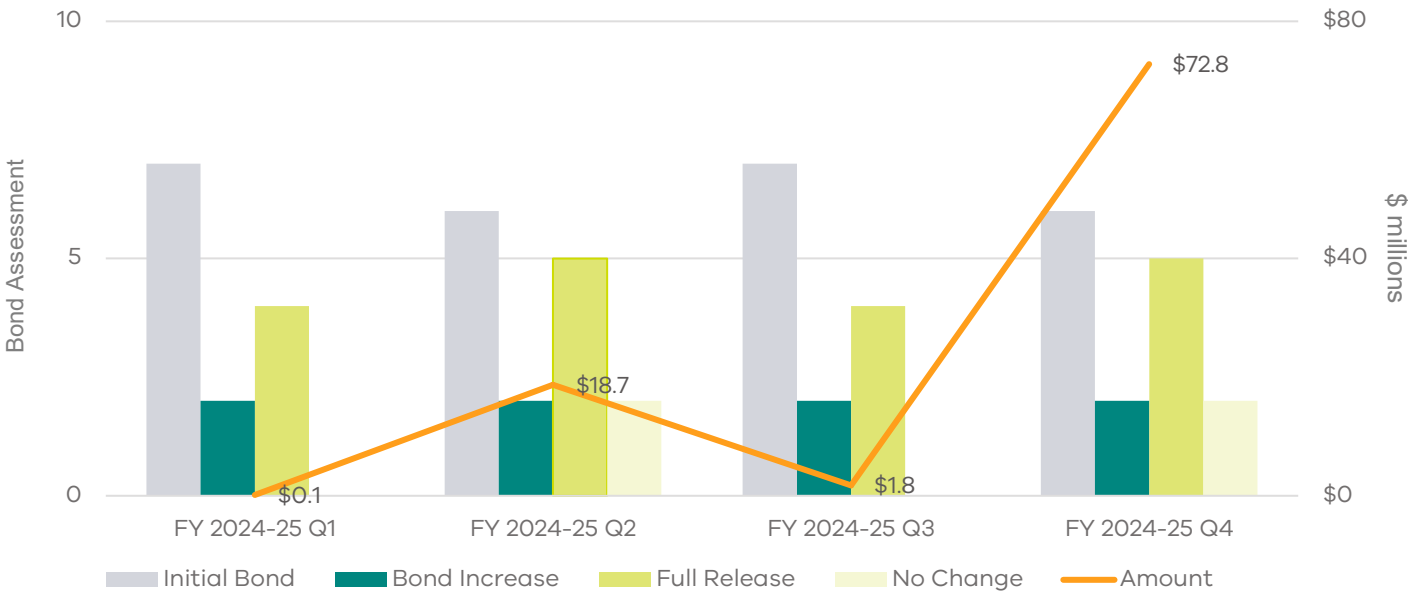
Mineral Bond Assessments

\$760 million
value of bonds
(at 30 June 2025)

539
Tenements with
bonds

- In FY FY24/25, 50 bond reviews were undertaken totalling ~ \$1.75M.
 - \$216K – 18 Initial bonds
 - \$92.9M- 7 Bond increases
 - \$278K – 22 Bond releases
- Link to website on bonds information and public bonds dashboard: [Rehabilitation - Resources Victoria](#)

Bond Assessments



Bond Assessments

Bond Assessment	FY 2024-25 Q1		FY 2024-25 Q2		FY 2024-25 Q3		FY 2024-25 Q4		FY 2024-25	
	Assessed	Amount	Assessed	Amount	Assessed	Amount	Assessed	Amount	Assessed	Amount
Bond Increase			2	\$18,579,000	2	\$1,587,000	3	\$72,720,500	7	\$92,886,500
Full Release	10	\$110,500	4	\$30,000	5	\$103,000	3	\$34,900	22	\$278,400
Initial Bond	3	\$30,000	7	\$106,000	6	\$60,000	2	\$20,000	18	\$216,000
No Change					2		1		3	
Total Value of Assessments	13	\$140,500	13	\$18,715,000	15	\$1,750,000	9	\$72,775,400	50	\$93,380,900*

* Bonds may not have been received yet

Mineral Bond Increase

Bond Increase fig 1



Bond Increase fig 2

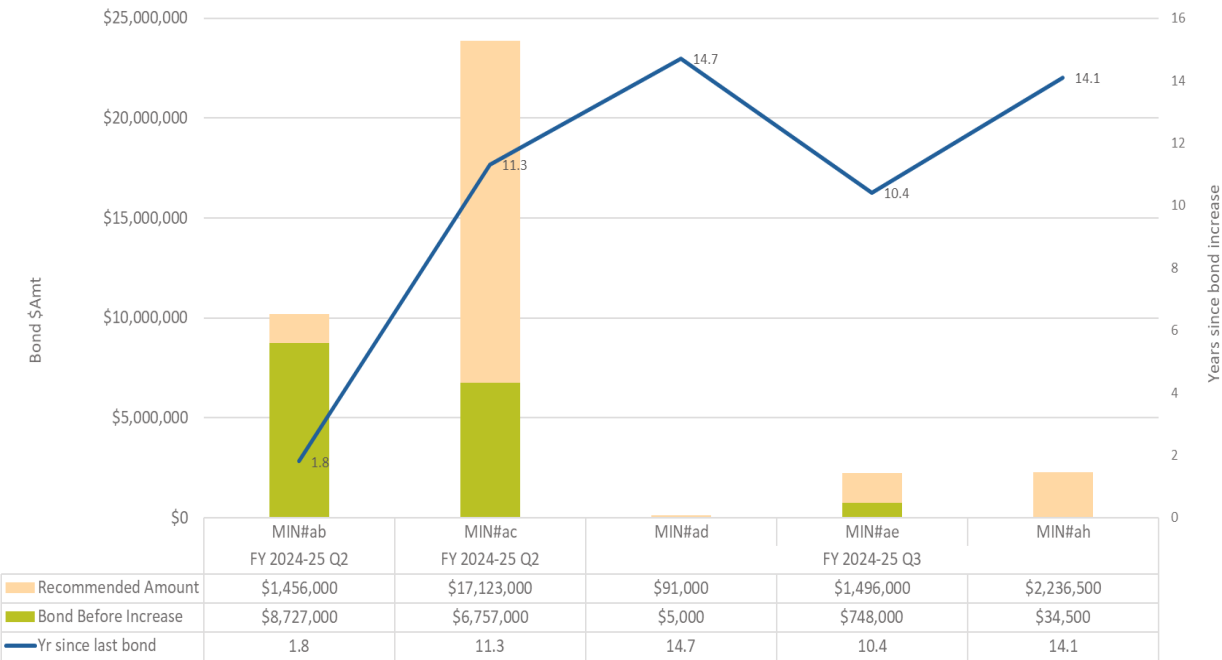


Fig1 have been separated from fig2 due to the difference in bond amount scales * Mineral Licences have been deidentified.

\$2,236,500

Median
Increased
amount

10 years

Median years
since previous
bond increase

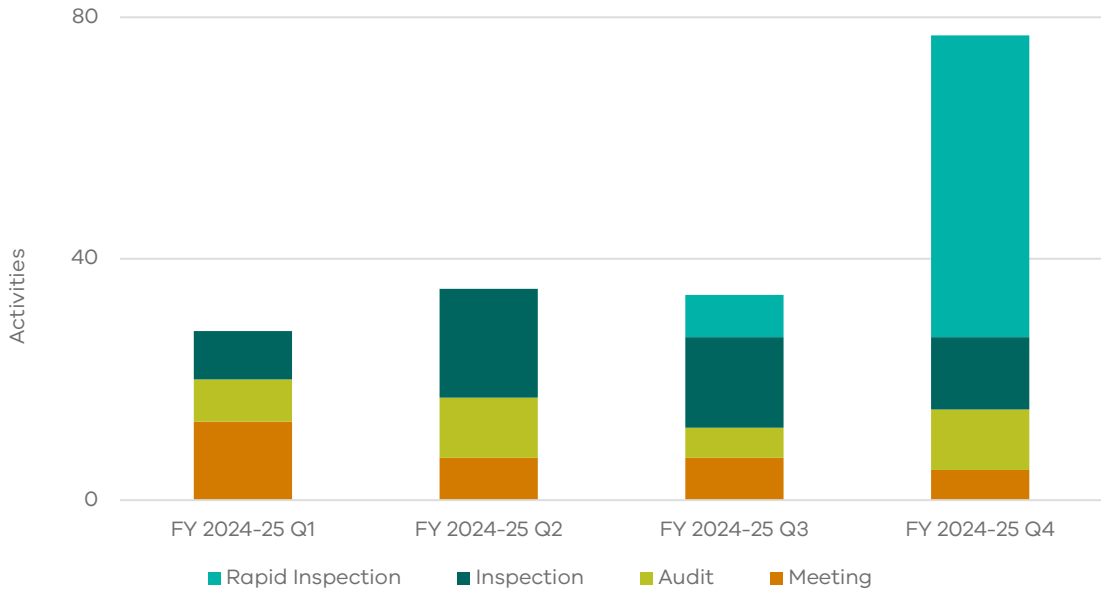
Bond Increase	FY 2024-25 Q1		FY 2024-25 Q2		FY 2024-25 Q3		FY 2024-25 Q4		FY 2024-25	
Reasons	No. bond Assessed	Amount	No. bond Assessed	Amount	No. bond Assessed	Amount	No. bond Assessed	Amount	No. bond Assessed	Amount
Scheduled / Annual Review							2	\$70,484,000	2	\$70,484,000
MRSDA Section 79A			1	\$17,123,000			1	\$2,236,500	2	\$19,359,500
Renewal					2	\$1,587,000			2	\$1,587,000
Work Plan Variation			1	\$1,456,000					1	\$1,456,000
Total Increases	0	\$0	2	\$18,579,000	2	\$1,587,000	3	\$72,720,500	7	\$92,886,500

- In FY24/25 there were seven bond increases assessed totalling ~\$92.9M
- Three bond increases were assessed in Q4 FY 2024-25 totalling to \$72.7M. Two related to the Declared Mines Stage 1 bond uplift, and one following a request under MRSDA Section 79A.

Compliance Activities FY2024-25 Q4

Compliance Activities

Compliance Activity	FY 2024-25 Q1	FY 2024-25 Q2	FY 2024-25 Q3	FY 2024-25 Q4	FY 2024-25
Rapid Inspection			7	50	57
Inspection	8	18	15	12	53
Audit	7	10	5	10	32
Meeting	13	7	7	5	32
Total	28	35	34	77	174



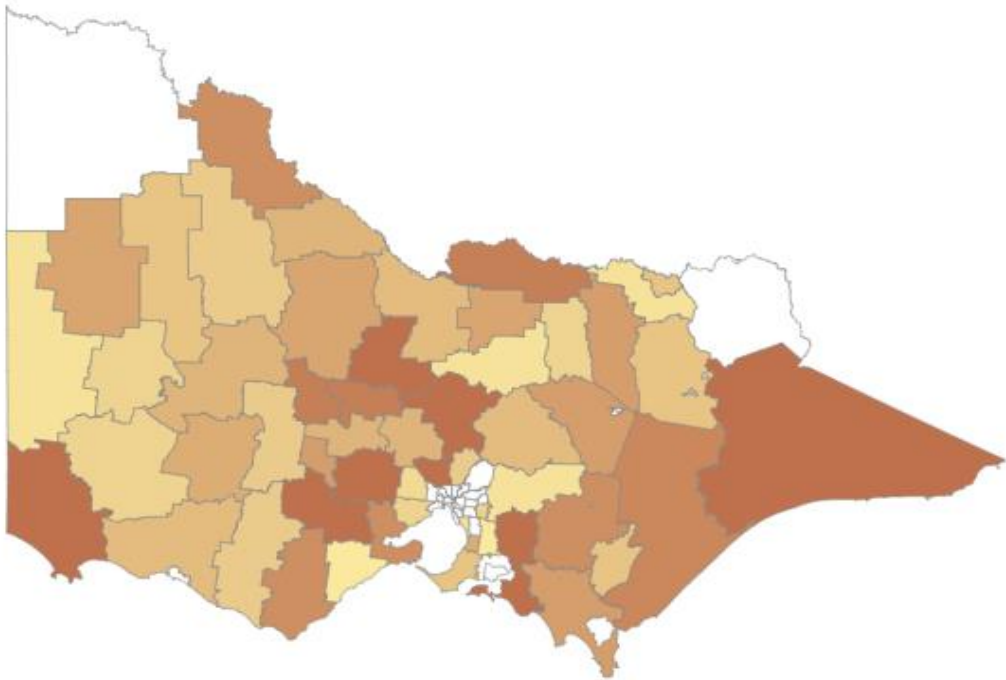
174

Activities

107

Unique sites

LGA heatmap - Compliance Activities



- In FY 2024-25 there were 174 compliance activities conducted for 107 unique sites. Out of 174 activities 57 rapid inspections were conducted.

Compliance Actions FY 2024-25

Education

Compliance Action	FY 2024-25 Q1	FY 2024-25 Q2	FY 2024-25 Q3	FY 2024-25 Q4	FY 2024-25
Official Warning Letter				1	1
Written Instruction / Education	1	1	5	15	21
Actions	1	1	5	16	22

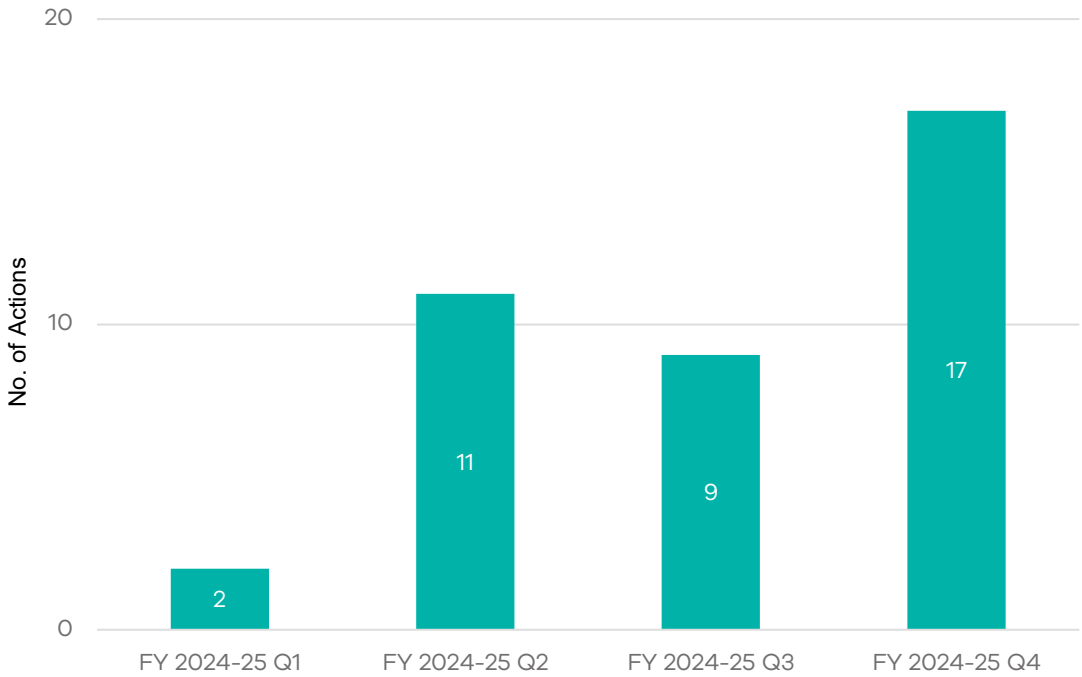
S110 / S110a Notices

Reasons for notice	FY 2024-25 Q1	FY 2024-25 Q2	FY 2024-25 Q3	FY 2024-25 Q4	FY 2024-25
Work Without Licence or Consents	1	1			2
Hazardous Materials Management		1	1		2
Ground Disturbance		1			1
Tailings and Slime Management		3		1	4
Waste and Redundant Plan		2	1		3
Reporting; Monitoring and Auditing		1	1		2
Total notices issued	1	9	3	1	14

Enforcement

Compliance Action	FY 2024-25 Q1	FY 2024-25 Q2	FY 2024-25 Q3	FY 2024-25 Q4	FY 2024-25
Infringement Notice			1		1
Direction		1			1
Actions	0	1	1	0	2

Compliance Actions by Quarter



- In Q4 there were 17 compliance enforcement actions issued out of which 15 were written instructions mainly relating to derelict equipment on site waste and vegetation management.
- In FY24/25 38 compliance actions were recorded.

More information on regulatory actions can be found here [Regulatory actions - Resources Victoria](#)

Compliance Incidents FY 2024-25

Incidents	FY 2024-25 Q1	FY 2024-25 Q2	FY 2024-25 Q3	FY 2024-25 Q4	FY 2024-25
Fire Precautions & Risk Control	14	50	47	20	131
Internal Roads & Tracks		1			1
Slope Stability	2	1			3
Environmental Incident Notification	1			3	4
Drainage, Erosion & Discharge				1	1
Waterway Quality & Aquatic Habitat		1			1
Dust Emissions		1		1	2
Explosives Air & Ground Vibration	1	2			3
Other (Not Specified Above)	3		2	1	6
Total Incidents	21	56	49	26	152
Unique sites	4	6	5	5	9

- In Q4 there were 26 incidents out of which 42% (11) incidents were reported from one site.
- In FY 24/25 there were 152 incidents from 9 unique sites out of which 67% (102) incidents were related to smoulder and 54% (82) of incidents were reported from one site.

Community Complaints FY 2024-25

Complaints	FY 2024-25 Q1	FY 2024-25 Q2	FY 2024-25 Q3	FY 2024-25 Q4	FY 2024-25
Work without License or Consents		2	3	4	9
Dust Emissions	1	1		2	4
Explosives Air & Ground Vibration	2	1			3
Authorized Activity Compliance			2		2
Noise Emissions	1			1	2
Community Engagement			1		1
Complaints Management				1	1
Rehabilitation of Site				1	1
Public Safety & Site Security	1				1
Fire Precautions & Risk Control		1			1
Drainage, Erosion & Discharge				1	1
Total Complaints Received	5	5	6	10	26
Unique Tenements	4	4	4	6	12
Unique Informants	5	5	6	10	26

Compliance Community Reference Group Attendance FY 2024-25

Tenement	Tenement Holder	LGA	FY 2024-25 Q1	FY 2024-25 Q2	FY 2024-25 Q3	FY 2024-25 Q4	FY 2024-25
MIN4644	Mandalay Resources Costerfield Operations Pty Ltd	Greater Bendigo	1	1	1	1	4
MIN5003	EnergyAustralia Yallourn Pty Ltd	Latrobe	1	1	1	1	4
MIN5396	Victory Minerals Pty Ltd	Ballarat	1	1	1	1	4
MIN5404	Fosterville Gold Mine Pty Ltd	Greater Bendigo	1	1	1	1	4
MIN5146	Kaiser Operations Pty Ltd	Mount Alexander	1	1		1	3
MIN5260	Stawell Gold Mines Pty Ltd	Northern Grampians		1	1	1	3
MIN5567	Mandalay Resources Costerfield Operations Pty Ltd	Greater Bendigo	1	1	1		3
MIN5004	Hazelwood Power Corporation Pty Ltd	Latrobe		1		1	2
MIN5189	AGL Generation Holdco Pty Ltd, AGL Generation Proprietary Limited	Latrobe	1		1		2
MIN4701	Maddingley Brown Coal Pty Ltd	Moorabool				1	1
MIN5458	Basin Minerals Holdings Pty Ltd	Mildura			1		1
MIN5497	Basin Minerals Holdings Pty Ltd	Mildura			1		1
MIN5525	Basin Minerals Holdings Pty Ltd	Mildura			1		1
Attendance			7	8	10	8	33

Department of Energy, Environment and Climate Action

Resources Victoria - Regulatory Operations

8 Nicholson Street
East Melbourne VIC 3002
Telephone: 1300 366 356

© Copyright State of Victoria, Department of Energy, Environment and Climate Action
2025

Except for any logos, emblems, trademarks, artwork and photography, this document is made available under the terms of the Creative Commons Attribution 3.0 Australia licence.

Resources Victoria Regulatory Operations performance reporting site:
[Regulator performance reporting - Resources Victoria](#)