




Regulatory Operations Performance Report Minerals Sector

2025-26 Q3



We acknowledge and respect Victorian Traditional Owners as the original custodians of Victoria's land and waters, their unique ability to care for Country and deep spiritual connection to it.

We honour Elders past and present whose knowledge and wisdom has ensured the continuation of culture and traditional practices.

Resources Victoria is committed to genuinely partnering with Victorian Traditional Owners and Victoria's Aboriginal community to progress their aspirations.

Mineral Summary FY 2025-26 YTD (1 July 2025 to 31 Mar 2026)



Licence Applications / Licence Variations

17

new licences granted

100%

licences granted within statutory timeframes

99

licence applications in the pipeline

120

licence variations approved



Current Licences

392

exploration licences

107

mining licences

29

prospecting licences

45

retention licences



Work Plans

94.4%

of decisions made within statutory timeframes

11

work plans / wp var / minor var / admin updates approved



Compliance

178

compliance activities

77

compliance actions

74

incidents

24

complaints received



Bonds

\$832

million bonds held

84

bond assessments completed

Mineral summary

What we delivered in FY25/26 Q3 and YTD

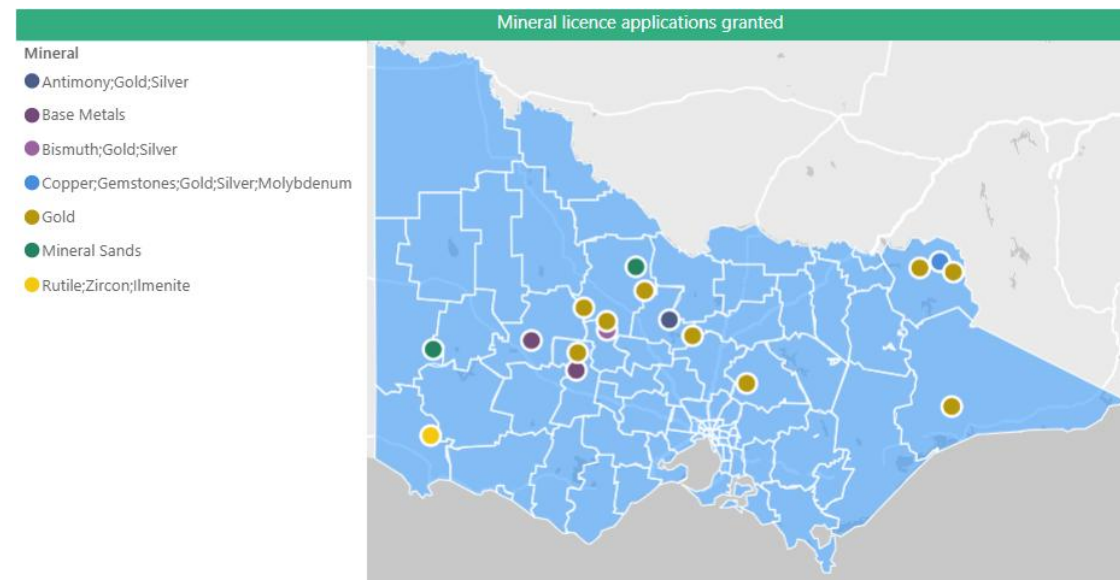
- In Q3 six licence applications were granted, YTD 17 licence applications granted (12 Exploration, 1 Retention and 4 Prospecting)
- YTD, 120 licence variations approved – including 30 licence condition changes, 25 partial cancellations and 17 transfers
- YTD, 94.4% of work plan decisions (17 out of 18) made within statutory timeframe
- Licence application and licence variation compliance declaration:
 - Licence applications take up at 74% (56 out of 76)
 - 6 of the applications with declaration was granted with a median end to end timeframe of 172 days.
 - 2 for the applications without declaration was granted with a median end to end timeframe of 395 days.
 - Licence variations (Renewals and Transfer) take up at 61% (60 out of 98)
 - The inclusion of declaration in licence variations is associated with faster processing times, resulting in shorter departmental and end-to-end completion timeframes

Work Plan / Work Plan Variations Approvals:

FY	Work Plans / Var Approved	Median Days with Reg Ops	Median Days with Applicant	Median Days to Seek Permit	Median Days End to End	Ave No. returns to applicant per plan
FY2025-26 YTD*	8	36	28	1925	68	< 2
FY2024-25	12	90	74	217	399	< 2
FY2023-24	13	84	74	134	304	< 2
FY2022-23	3	159	184	147	475	< 5

- Work Plan approval time frame for FY25/26 YTD was lower overall compared to previous years, however there was one plan that spend a considerable amount of time seeking a planning permit. No work plan or work plan variations were approved in Q3

Licence Applications Granted



Variations after Compliance Declaration - Not Auth

Variation Type	Variations	Median Days with Dept	Median End to End
☐ Renewal	4	96	114
☐ Transfer	12	123	127
Total	16	109	127

Variations After Compliance Declaration - Auth

Variation Type	Variations	Median Days with Dept	Median End to End
☐ Renewal	15	77	102
☐ Transfer	10	46	90
Total	25	65	92

Mineral summary – rehabilitation liabilities

What we delivered in FY25/26 Q3

- Assessed \$1.1M from 28 bonds.
 - 5 bond increase (\$952K)
 - 7 initial bonds (\$70K)
 - 15 bonds released as rehabilitation commitments were met (\$127K)
- Progressive rehabilitation and more frequent self-assessment can reduce bond held to accurately reflect current rehabilitation liability (for more information see resources.vic.gov.au/community-and-land-use/rehabilitation)

Bonds

Bonds Held	Previous year	FY25/26 YTD
Sites with bonds	539	525
Amount (\$M)	\$758	\$832
Bond Assessment	Previous year	FY25/26 YTD
Sites bond assessed	40	84
Total bond assessed amount (\$M)	\$20.5	\$10

Rehabilitation bond assessments last four quarters

Bond Assessment	FY 2024-25 Q4		FY 2025-26 Q1		FY 2025-26 Q2		FY 2025-26 Q3	
	Assessed	Amount	Assessed	Amount	Assessed	Amount	Assessed	Amount
Bond Increase	3	\$72,720,500	1	\$147,000	7	\$8,034,500	5	\$952,000
Full Release	3	\$34,900	6	\$63,800	19	\$177,000	15	\$127,350
Initial Bond	2	\$20,000	5	\$50,000	13	\$135,705	7	\$70,000
No Change	1	-	1	-	1	-	1	-
Bond Call In	-	-	1	\$153,000	2	\$129,000	-	-
Total Value of Assessments	9	\$72,775,400	14	\$413,800	42	\$8,476,250	28	\$1,149,350

\$63K

Median Increased amount YTD

17.2 years

Median years since previous bond increase YTD

Minerals summary – compliance

What we delivered in FY25/26 Q3 and YTD

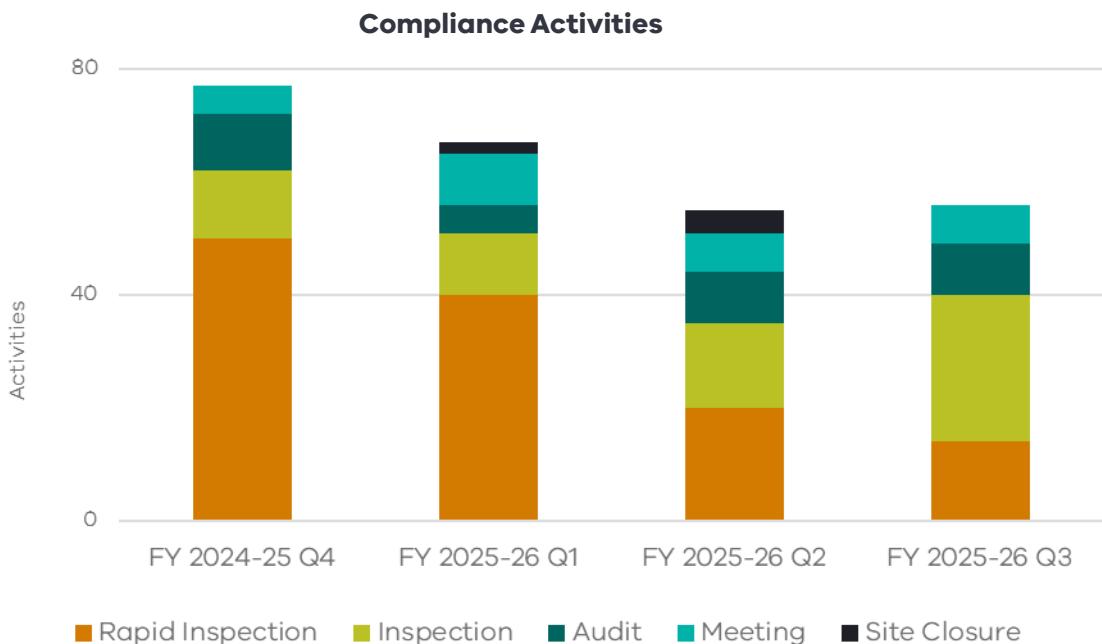
- In Q3, 56 audits, inspections, rapid inspections and meetings were conducted, bringing the YTD total to 178.
- In Q3, 26 compliance actions were recorded, with 17 relating to failure to submit annual returns.
- In Q3 there were 39 incidents reported, relating to fire and smouldering, 25 incidents were from the declared mines.
- During Q3, 8 community complaints were received across 5 sites, with blasting related noise and vibration and extraction outside the boundaries were the main concerns. YTD there were 24 complaints received in total.
- 9 community reference group meetings were attended in Q2, 16 in total YTD.

178
compliance
activities YTD

102
Unique sites

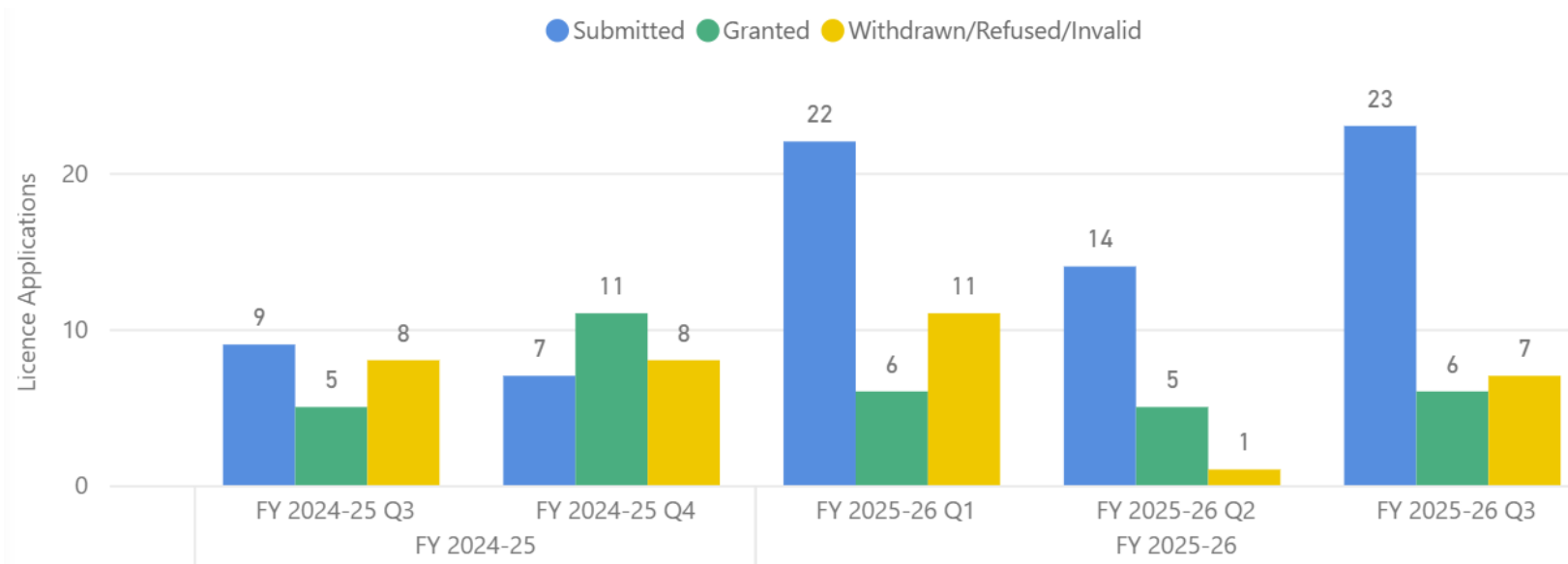
Key points to note

- As at the end of the FY 25/26 Q3 inspectors had attended 74 mining sites with the rapid inspection program.
- During the first half of FY25/26, the Compliance team prioritise rapid inspections, focusing on swift and targeted compliance checks. The second half has emphasis a shift towards audits & inspections
- Compliance activities have and will continue to focus on maintenance and monitoring of tailings dams, removing derelict and redundant plant, rehabilitation and non-compliance with licence conditions aligned to our 5 priority areas.
- Where significant non-compliance or uncontrolled risks have been identified, the prompt issuing of remedial notices has and will continue to occur.

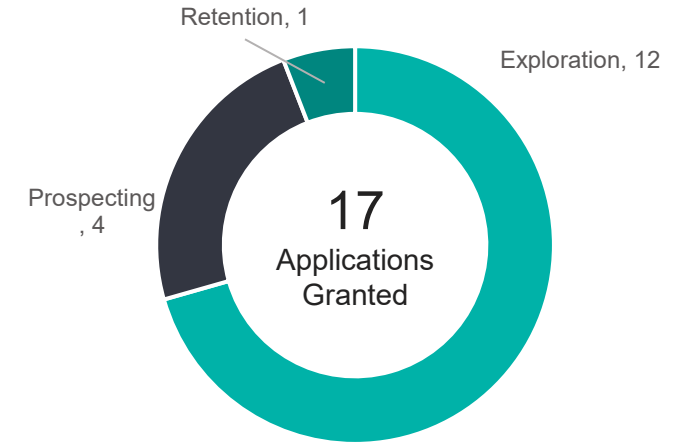


Mineral Licences Summary

Mineral Application Submitted, Granted and Withdrawn/Refused



FY2025-26 YTD Application Granted by Licence Types



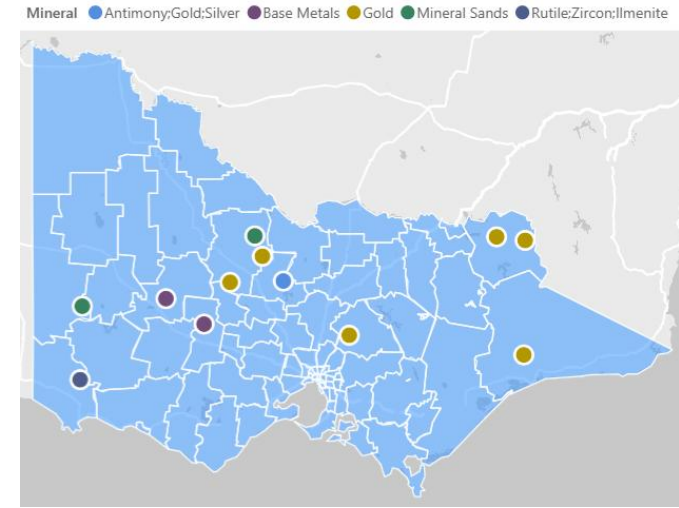
Mineral Application granted statutory time frame (STF)

Approval Time Frame	FY 2024-25 Q4	FY 2025-26 Q1	FY 2025-26 Q2	FY 2025-26 Q3
Within STF	11	6	5	6
Over STF	-	-	-	-
Total	11	6	5	6
% Within STF	100%	100%	100%	100%

• In Q3 FY25/26, 23 licence applications were received. Six licences (five exploration and one prospecting) were granted, totaling 17 licences granted for FY25/26 YTD.

Exploration Licence Granted FY 2025-26 YTD (1 July 2025 to 31 Mar 2026)

Exploration Licence Applications Submitted to Granted (End to End)

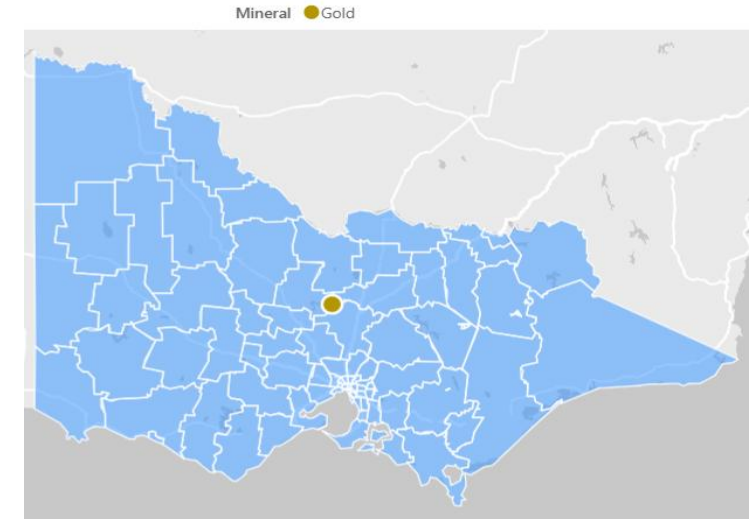
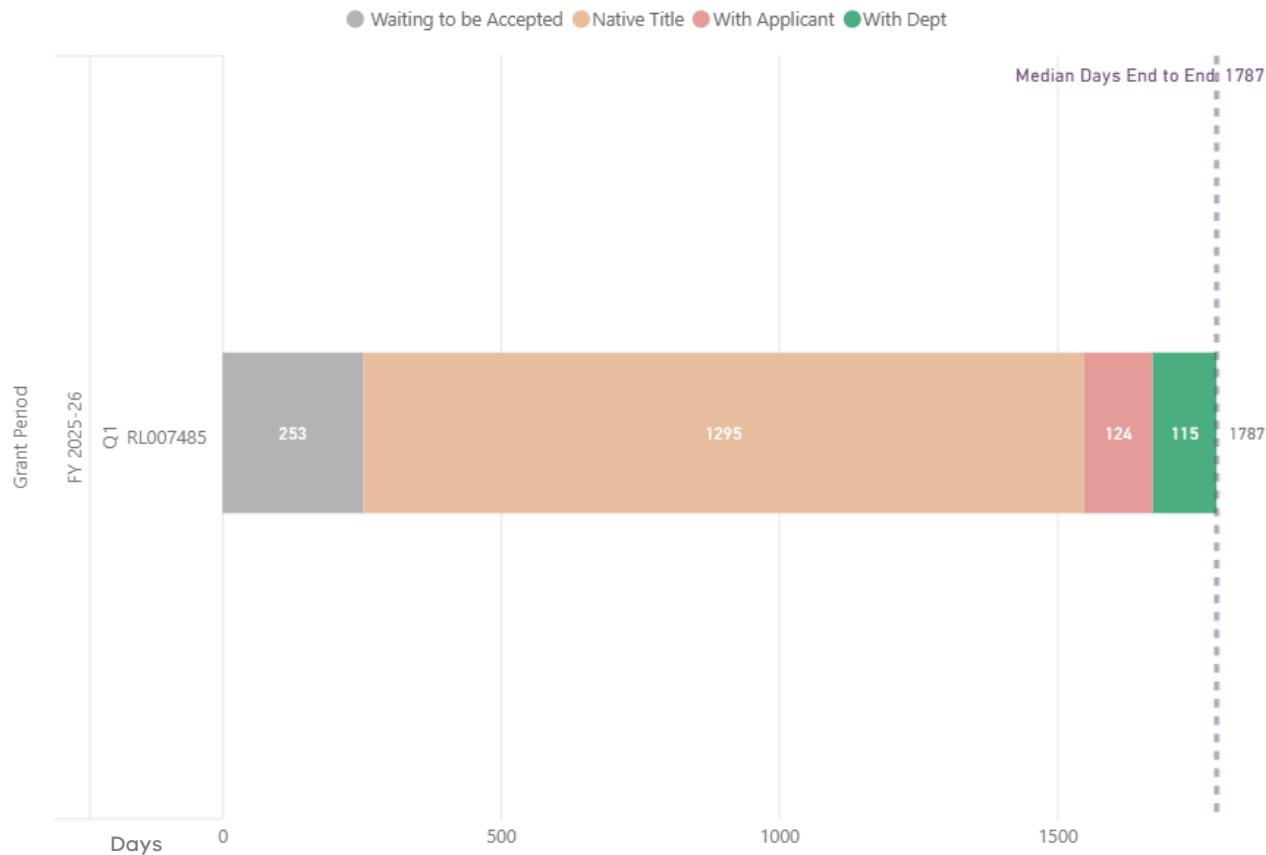


Stage	FY 22-23 YTD Q3 Average Days	FY 23-24 YTD Q3 Average Days	FY 24-25 YTD Q3 Average Days	FY 25-26 YTD Q3 Average Days
Applications Granted	71	56	9	12
Waiting to be Accepted	99	60	60	75
Competing Application	191	218	458	777
Native Title	520	267	558	512
With Reg Ops	99	96	49	56
With Applicant	185	127	116	80
Median End to End	468	416	458	283

- In Q3 FY25/26 12 exploration licence applications were granted.
- The median end to end timeframe for exploration licences granted in Q3 was 283 days. Two applications were in the native tile stage for over 1500 days and another application was a completing applications for 777 days.

Retention Licence Granted FY 2025-26 YTD (1 July 2025 to 31 Mar 2026)

Retention Licence Application Submitted to Granted (End to End)

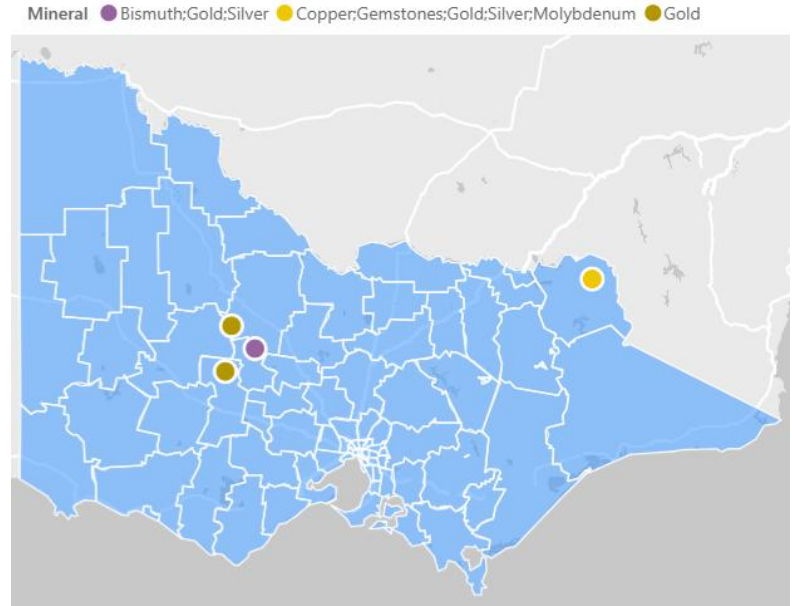


Stage	FY 22-23 YTD Q3 Average Days	FY 23-24 YTD Q3 Average Days	FY 24-25 YTD Q3 Average Days	FY 25-26 YTD Q3 Average Days
Applications Granted	-	11	-	1
Waiting to be Accepted	-	511	-	253
Native Title	-	324	-	1295
With Reg Ops	-	579	-	115
With Applicant	-	399	-	124
End to End	-	1493	-	1787

- There were no retention applications granted in Q3 FY25/26.
- One retention application was granted in Q1 , the application spent a considerable time in the native title process.

Prospecting Licence Granted FY 2025-26 YTD (1 July 2025 to 31 Mar 2026)

Prospecting Licence Applications Submitted to Granted (End to End)

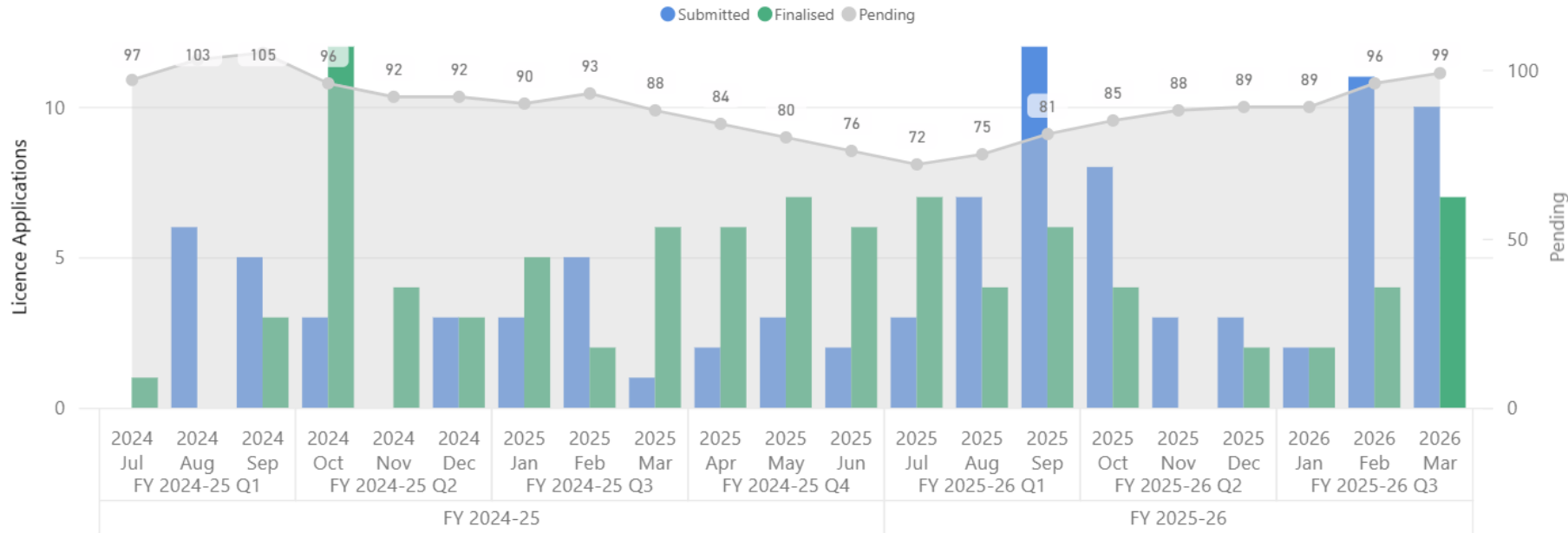


Stage	FY 22-23 YTD Q3 Average Days	FY 23-24 YTD Q3 Average Days	FY 24-25 YTD Q3 Average Days	FY 25-26 YTD Q3 Average Days
Applications Granted	5	1	1	4
Waiting to be Accepted	75	79	155	117
Native Title	-	-	-	33
With Reg Ops	66	12	86	54
With Applicant	62	49	167	63
End to End	136	140	408	233

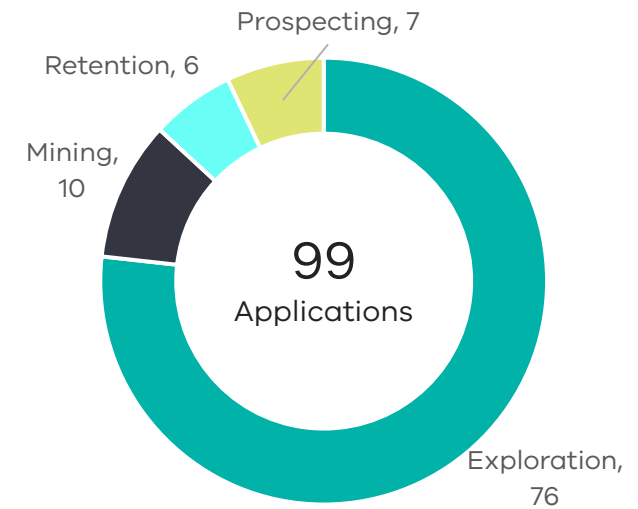
- There was one prospecting licences granted in Q3 FY25/26
- Four prospecting licence applications were granted in FY25/26 YTD with a median 233 days to grant a licence

Mineral Licence Applications in the Pipeline (31 Mar 2026)

Mineral Applications Summary by Status



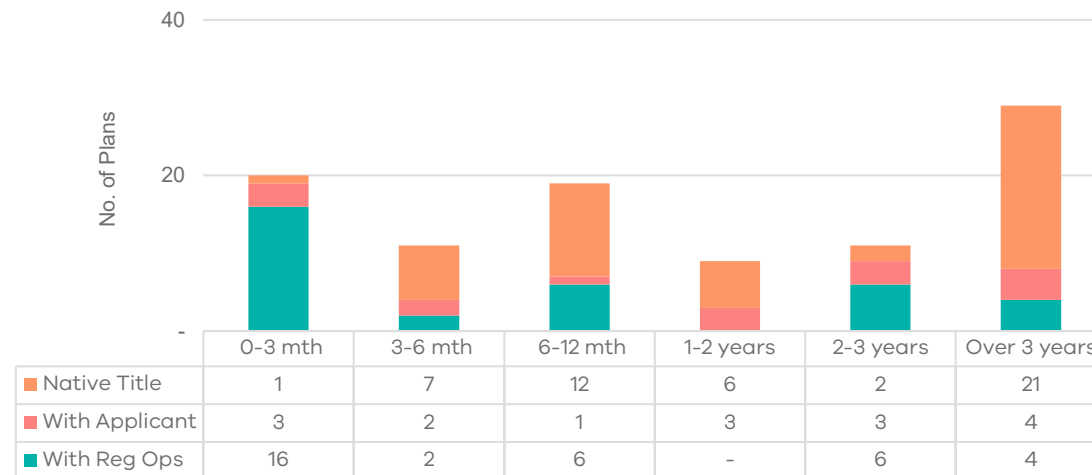
Pending Application Licence Types



Licence Application Pipeline

Stage	No.
Native Title	49
With Reg Ops	34
With Applicant	16
Pending Applications	99

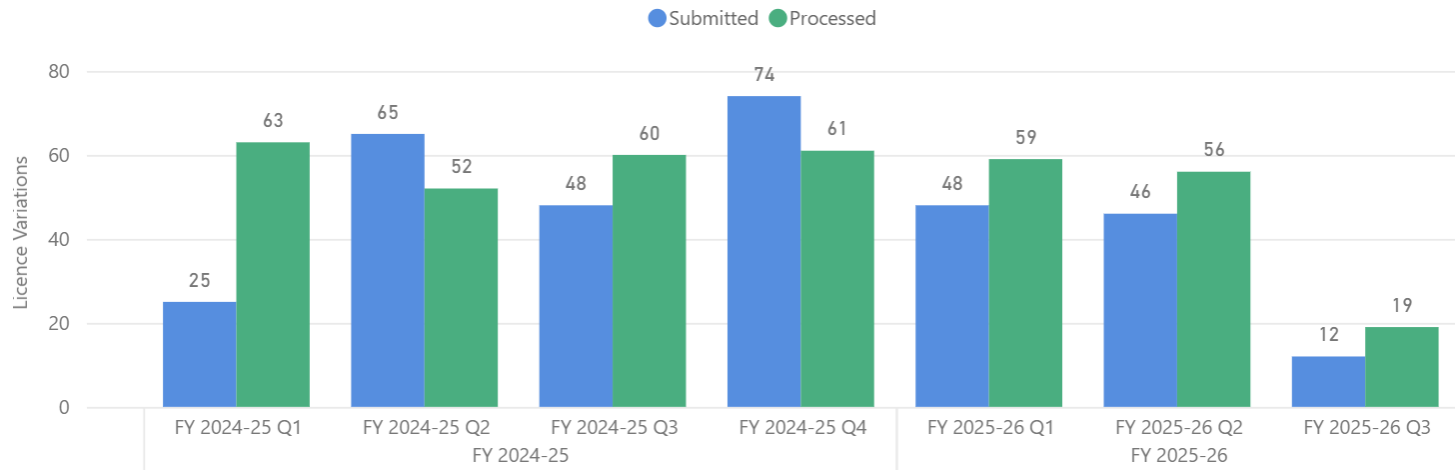
Stage Duration of pending licence applications



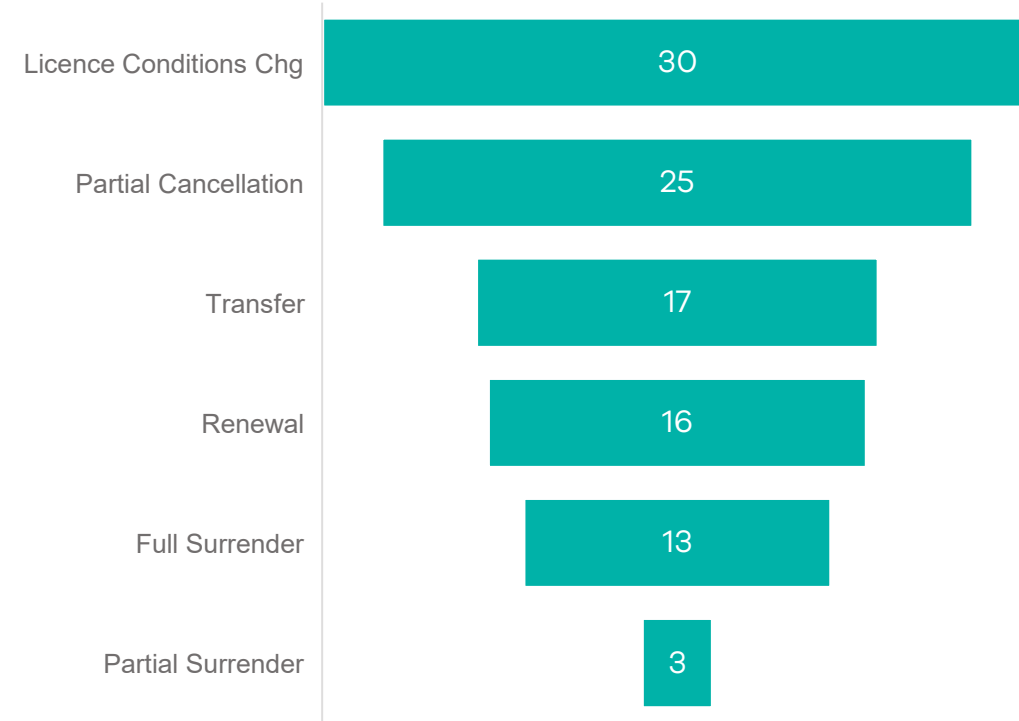
- As at 31 Mar 2026 there were 99 licence applications in the pipeline, 23 applications were submitted in the quarter, the highest quarter in the last three years.
 - 66% (65) of applications were in the Native Title process or with the Applicant.
 - 34% (34) applications were with Reg Ops

Mineral Licence Variations Summary

Variation Submitted and Processed



Variation Approved FY2025-26 YTD



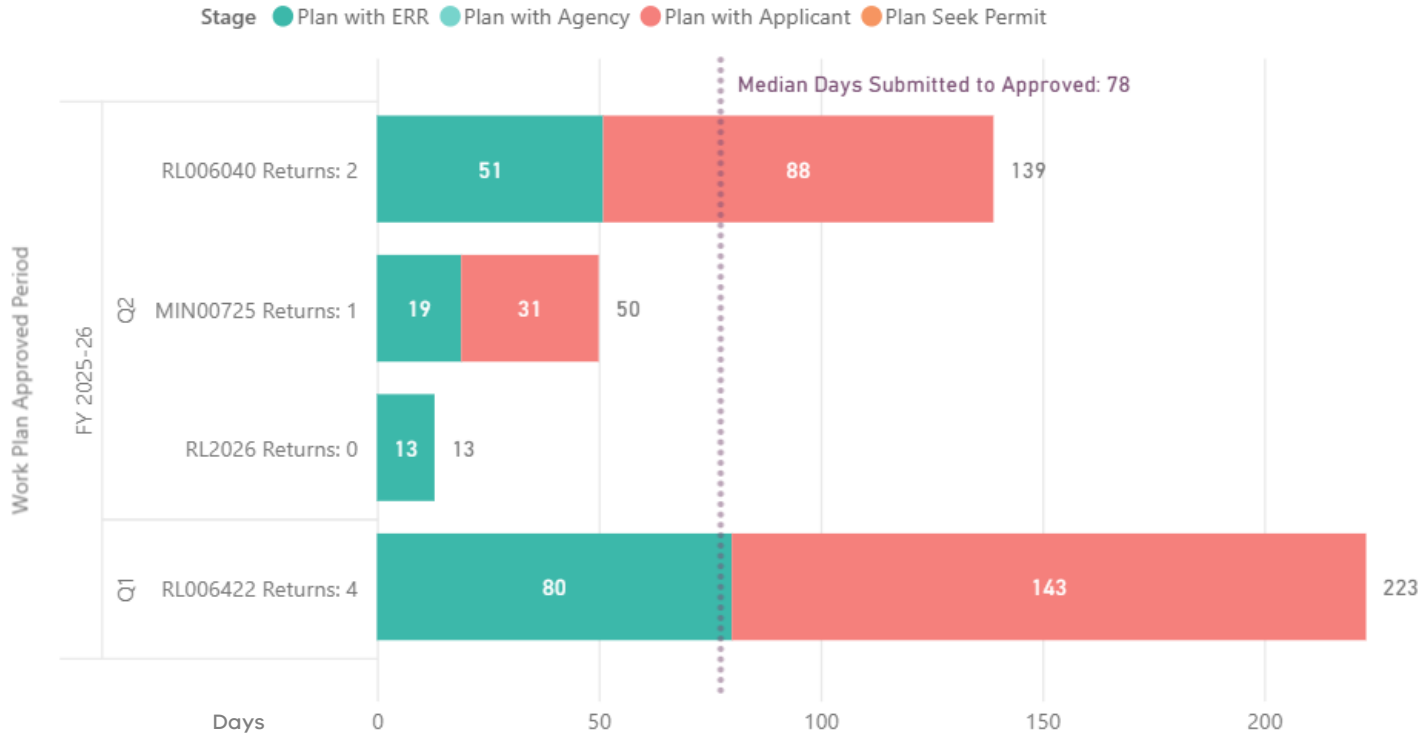
Variation Processed

Licence Variation Status	FY 2024-25 Q4	FY 2025-26 Q1	FY 2025-26 Q2	FY 2025-26 Q3
Approved	58	52	54	14
Not Progressing	1	4	1	2
Refusal	-	1	-	-
Withdrawn	2	2	1	3
Licence Variations Total	61	59	56	19

- In Q3 FY25/26, 14 licence variations were approved. Renewals and Licence Condition Changes were the highest variation types.
- YTD FY25/26, 106 licence variations were submitted and 134 licence variations were processed (approved, withdrawn, refused, declined, not progressing)

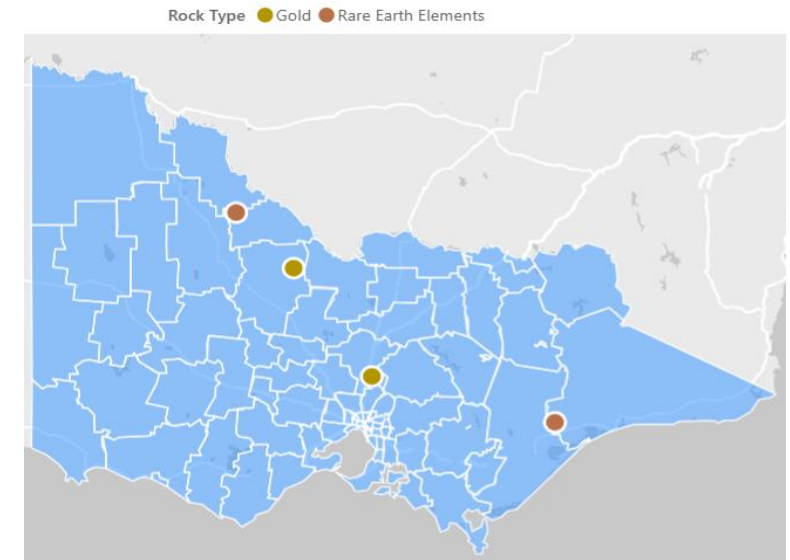
Initial Mineral Work Plan Approved FY 2025-26 YTD (1 July 2025 to 31 Mar 2026)

Work Plan Submitted to Approved



4 Work Plans Approved

Geographic location



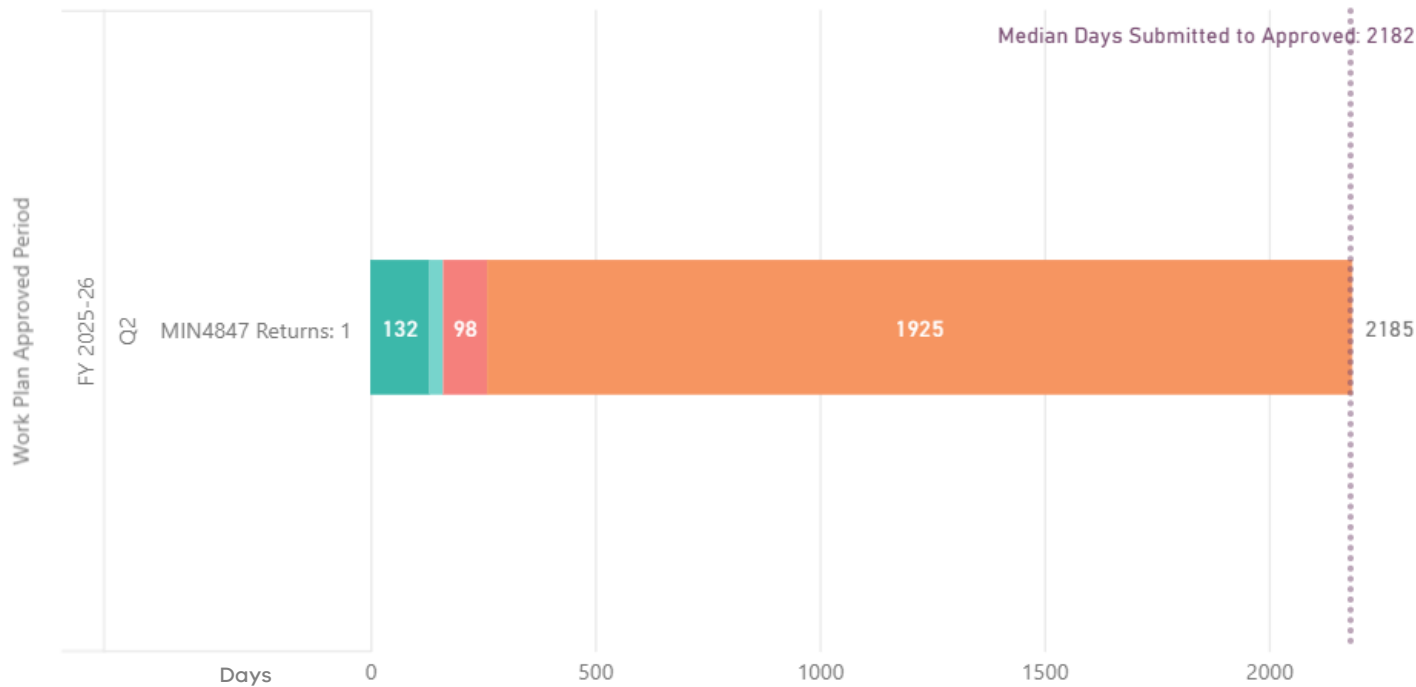
Stage	FY 22-23 YTD Q3 Median Days	FY 23-24 YTD Q3 Median Days	FY 24-25 YTD Q3 Median Days	FY 25-26 YTD Q3 Median Days
Work Plans Approved	1	7	8	4
With Reg Ops	159	72	41	35
With Internal Agency	-	-	-	-
With Applicant	184	146	40	60
Seek Permit	-	67	217	-
End to End	343	281	399	78

- In Q3 FY25/26 there were no initial work plan approvals
- YTD FY25/26 four initial work plans (3 Retention and one Mining) were approved within 78 median days.

Mineral Work Plan Variation Approved FY 2025-26 YTD (1 July 2025 to 31 Mar 2026)

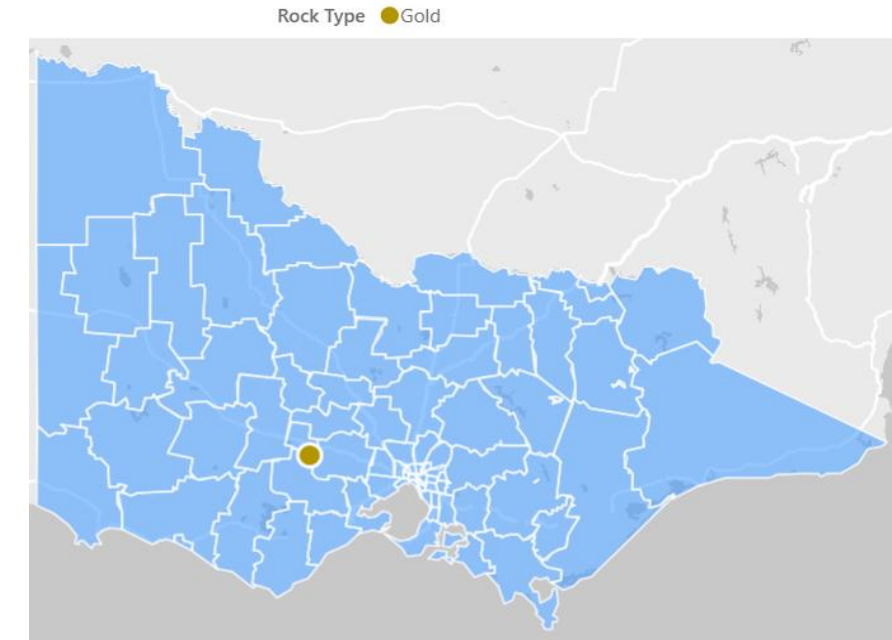
Planning Permit Required - Work Plan Submitted to Approved

Stage ● Plan with ERR ● Plan with Agency ● Plan with Applicant ● Plan Seek Permit



1 Work Plans Approved

Geographic location

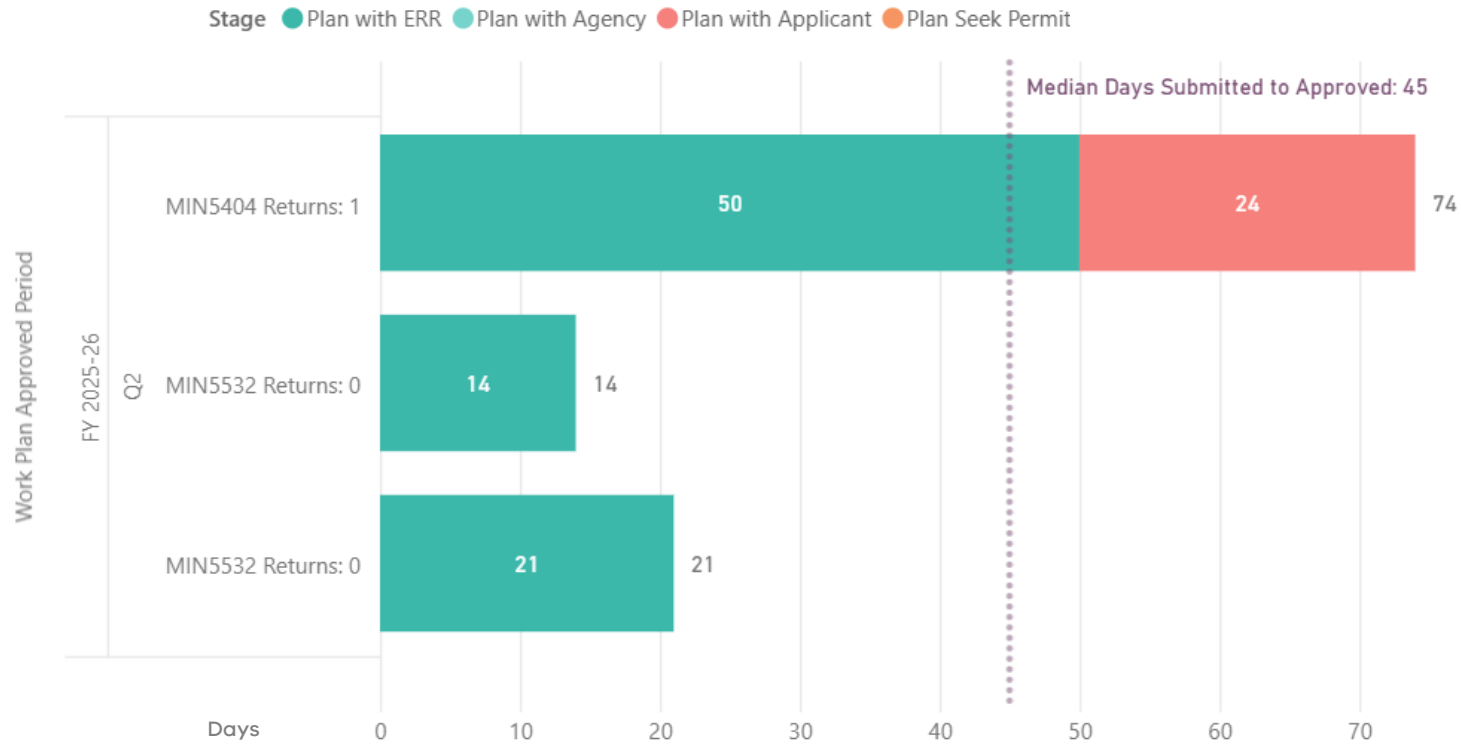


Stage	FY 22-23 YTD Q3 Median Days	FY 23-24 YTD Q3 Median Days	FY 24-25 YTD Q3 Median Days	FY 25-26 YTD Q3 Median Days
Work Plans Approved	0	1	1	1
With Reg Ops	-	156	194	132
With Internal Agency	-	30	30	30
With Applicant	-	74	118	98
Seek Permit	-	201	312	1925
End to End	-	461	654	2182

- In Q3 FY25/26 there were no work plan variation approvals.
- YTD FY25/26, a work plan variation requiring a planning permit was approved for a mining licence. The extended timeframe for obtaining the permit was due to the complexity of the variation, which included on site tailings storage facilities.

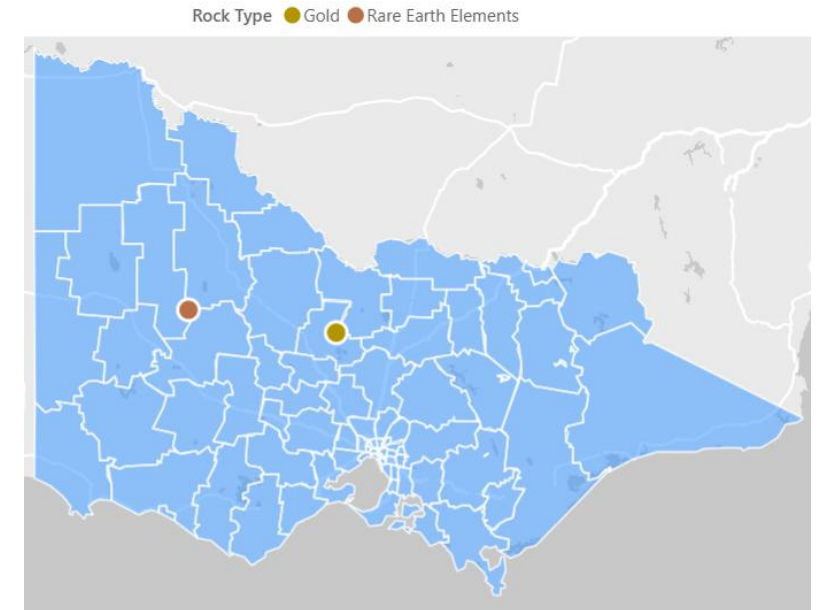
Mineral Work Plan Variation Approved FY 2025-26 YTD (1 July 2025 to 31 Mar 2026)

Planning Permit Not Required - Work Plan Submitted to Approved



3 Work Plans Approved

Geographic location

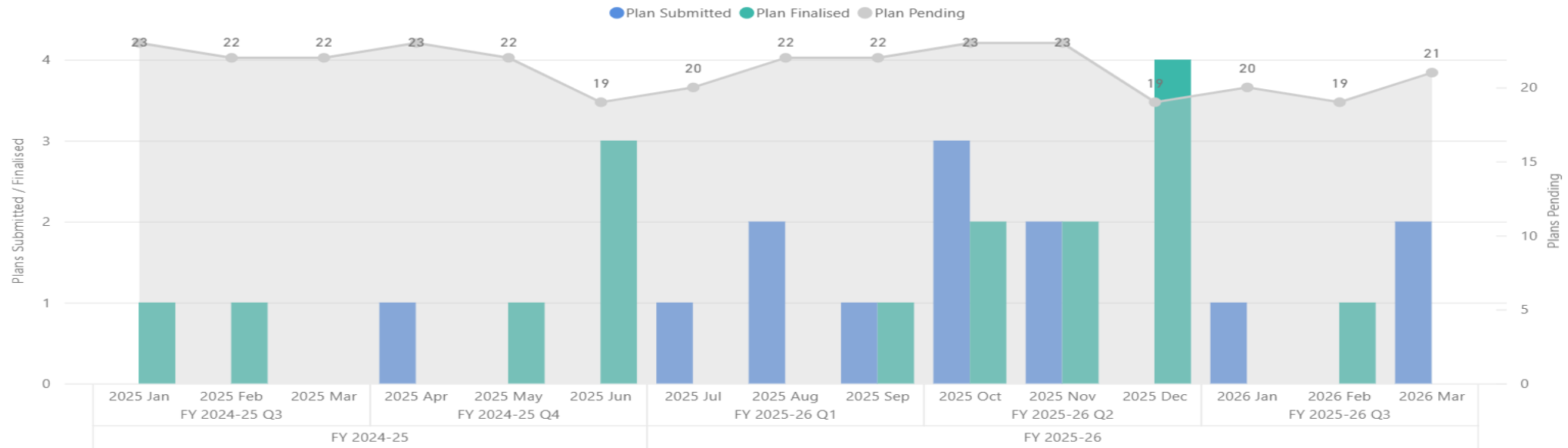


Stage	FY 22-23 YTD Q3 Median Days	FY 23-24 YTD Q3 Median Days	FY 24-25 YTD Q3 Median Days	FY 25-26 YTD Q3 Median Days
Work Plans Approved	1	3	0	3
With Reg Ops	317	244	-	21
With Internal Agency	-	-	-	-
With Applicant	28	53	-	0
End to End	601	401	-	45

- In Q3 FY25/26 there were no work plan variation approvals.
- YTD FY25/26, three work plan variations not requiring a planning permit was approved. One licence had two different variations approved in the same period.
- The median end to end time frame was 45 days

Mineral Work Plan Applications In the Pipeline (31 Mar 2026)

Mineral Work Plans Summary by Status

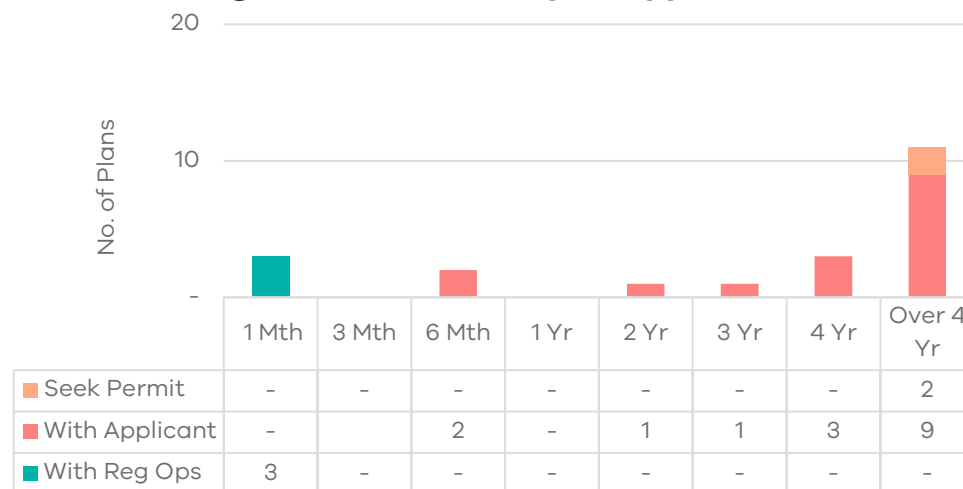


Status: Submitted | finalised (Approved, Withdrawn, Refused) | Pending (work plan submitted yet to be finalised)

Work Plan Application Pipeline

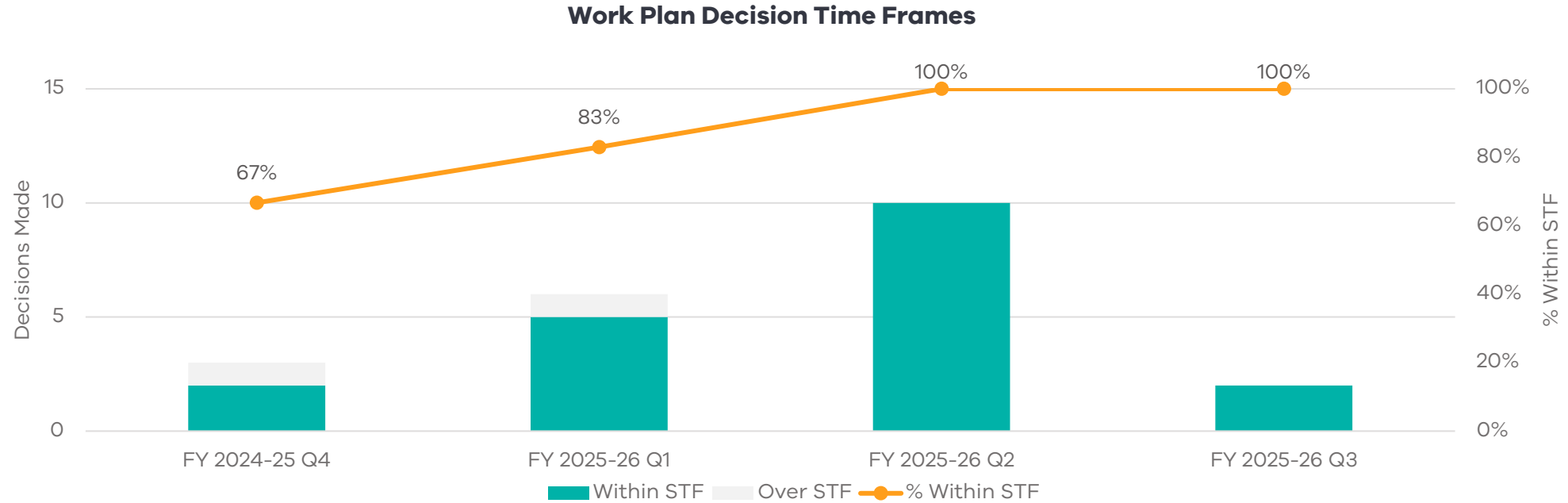
Stage	No.
With Applicant	16
Seeking Planning Permit	2
With Reg Ops for Assessment	3
Work Plans Applications	21

Stage Duration of work plan applications



- There were 21 mineral work plan applications in the pipeline as of 31 Mar 2025.
- 14% (3) of the work plan applications is with the Reg Ops for assessment.
- 86% (18) are seeking a planning permit or with the applicant.
- RV periodically contacts applicants that have projects that appear to have stalled to confirm if they are still pursuing the applications and if so, what is holding it up and whether the department can provide any assistance to progress.

Work Plan Decisions Made Within Statutory Time Frame (STF)



Work Plan Decision Time Frames

Decisions Time frame	FY 2024-25 Q4	FY 2025-26 Q1	FY 2025-26 Q2	FY 2025-26 Q3
Within STF	2	5	10	2
Over STF	1	1	-	-
Decisions	3	6	10	2
% Within STF	67%	83%	100%	100%

FY25/26 Q3 Decision Outcomes

Outcomes	Within STF	Over STF	Total
Approved by Delegate	1	-	1
Crown Land Minister	1	-	1
Total Outcomes	2	0	2

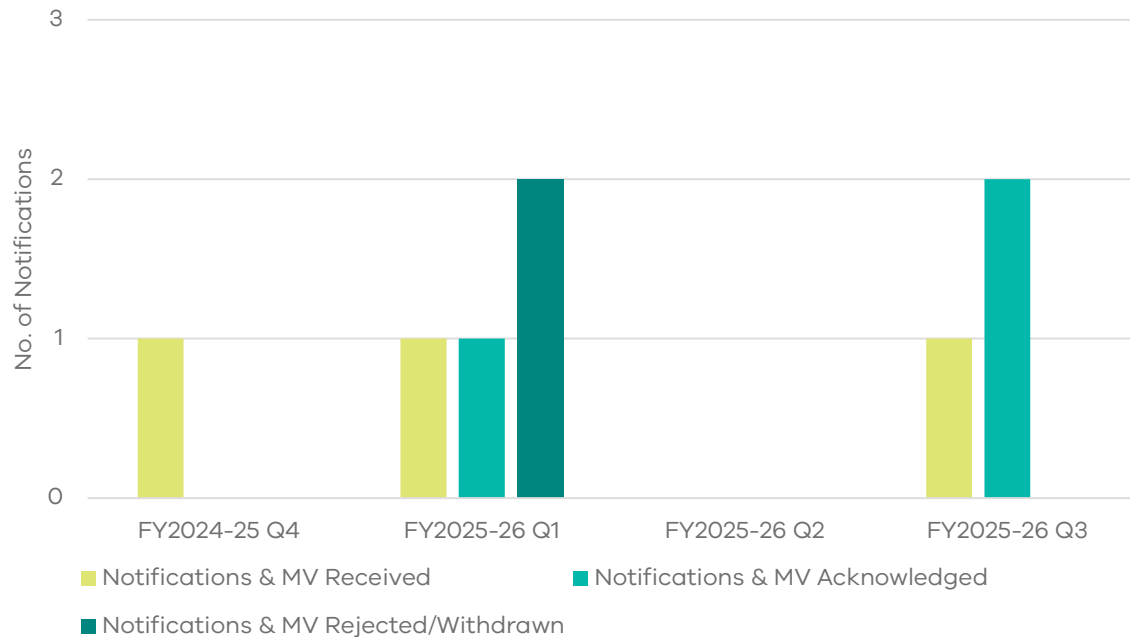
- In Q3 FY25/26, 100% (2 out of 2) of mineral work plan decisions were made within statutory time frame .
- One work plan was approved and one was referred to the Crown Land Minister for a decision under MRSDA s41(6)

Work Plan Administrative Updates by Notification & Minor Variations

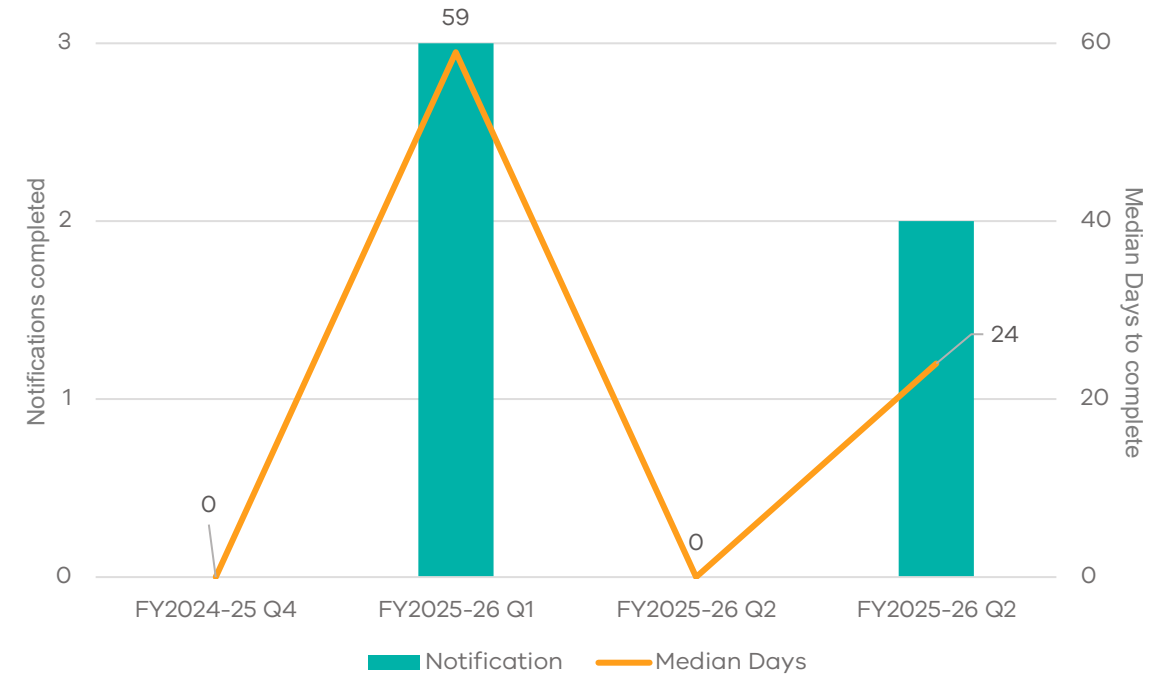
Mineral industries	FY 2024-25 Q4	FY 2025-26 Q1	FY 2025-26 Q2	FY 2025-26 Q3
Notifications & MV Received	1	1	1	1
Notifications & MV Acknowledged	-	1	-	2
Notifications & MV Rejected / Withdrawn	-	2	-	-

- Minor Variation pathway was introduced in Q2 to replace Administrative Update by Notification.
- (Further guidance is available online via the : [Extractive industry work plan guideline - Resources Victoria](#))
- In Q3 FY25/26 there was one minor variation received and approvals were completed for one administrative updates and one minor variation.

Admin updates & Minor Variations

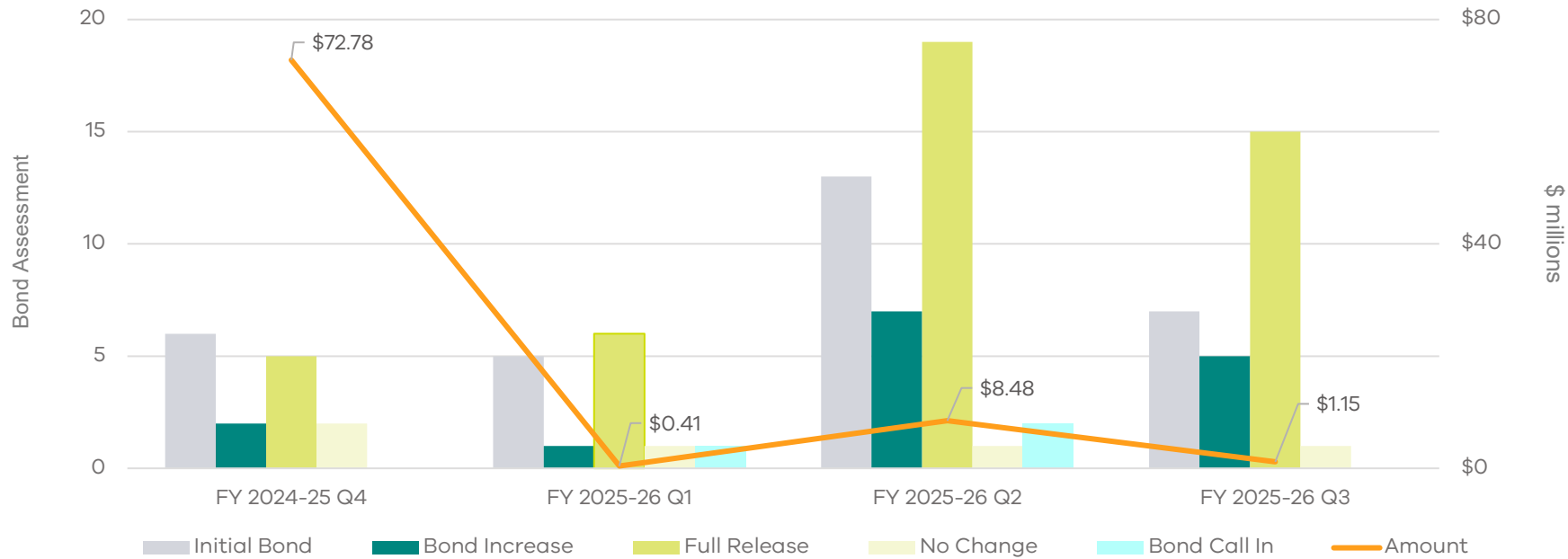


Admin updates & Minor Variations Completed Median Days



Mineral Bond Assessments

Bond Assessments



\$832million
value of bonds
(at 31 Mar 2026)

525
Tenements with
bonds

- 79.5% (\$661.5 million) of the bonds are related to the declared mines.
 - In Q3 FY25/26, 28 bond reviews were undertaken totalling \$1.1M.
 - Five bond increases, renewal of a tenement and work plan variations were the top two reasons.
 - Seven initial bonds for a new site set.
 - 15 bonds were released across the state following successful completion of rehabilitation commitments.
- Link to website on bonds information and public bonds dashboard: [Rehabilitation bonds interactive dashboard - Resources Victoria](#)

Bond Assessments

Bond Assessment	FY 2024-25 Q4		FY 2025-26 Q1		FY 2025-26 Q2		FY 2025-26 Q3	
	Assessed	Amount	Assessed	Amount	Assessed	Amount	Assessed	Amount
Bond Increase	3	\$72,720,500	1	\$147,000	7	\$8,034,500	5	\$952,000
Full Release	3	\$34,900	6	\$63,800	19	\$177,000	15	\$127,350
Initial Bond	2	\$20,000	5	\$50,000	13	\$135,705	7	\$70,000
No Change	1	-	1	-	1	-	1	-
Bond Call In	-	-	1	\$153,000	2	\$129,000	-	-
Total Value of Assessments	9	\$72,775,400	14	\$413,800	42	\$8,476,250	28	\$1,149,350

* Bonds may not have been received yet

Mineral Bond Increase

Bond Increase fig 1



Bond Increase fig 2



Fig1 have been separated from fig2 due to the difference in bond amount scales

* Mineral Licences have been deidentified.

\$63K

Median Increased amount YTD

17.2 years

Median years since previous bond increase YTD

Bond Increase	FY 2024-25 Q4		FY 2025-26 Q1		FY 2025-26 Q2		FY 2025-26 Q3	
Reasons	No. bond Assessed	Amount	No. bond Assessed	Amount	No. bond Assessed	Amount	No. bond Assessed	Amount
Scheduled / Annual Review	2	\$70,484,000	-	-	-	-	-	-
MRSA Section 79A	1	\$2,236,500	-	-	-	-	-	-
Renewal	-	-	1	\$147,000	3	\$6,197,500	2	\$66,500
Work Plan Variation	-	-	-	-	3	\$1,822,500	2	\$876,000
Transfers	-	-	-	-	1	\$14,500	1	\$9,500
Total Increases	3	\$72,720,500	1	\$147,000	7	\$8,034,500	5	\$952,000

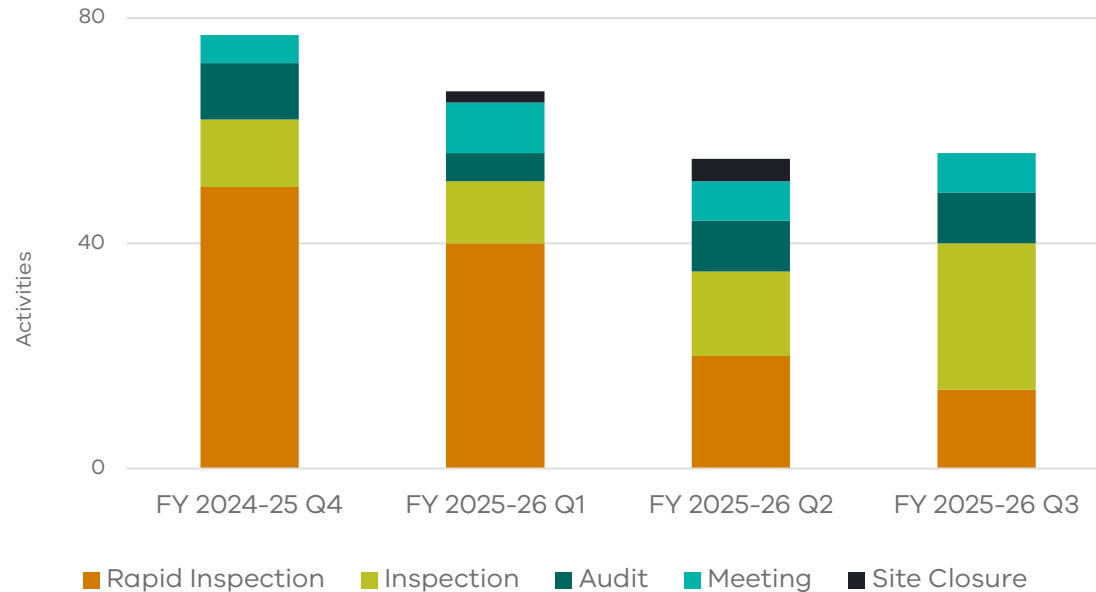
- In Q3 FY25/26 there were five bond increases assessed totalling \$952K.
- The median amount increased YTD was \$63K and the median years since the last increase was 17.2 years.

Compliance Activities

Compliance Activities

Compliance Activity	FY 2024-25 Q4	FY 2025-26 Q1	FY 2025-26 Q2	FY 2025-26 Q3
Rapid Inspection*	50	40	20	14
Inspection	12	11	15	26
Audit	10	5	9	9
Meeting	5	9	7	7
Site Closure	-	2	4	-
Total	77	67	55	56

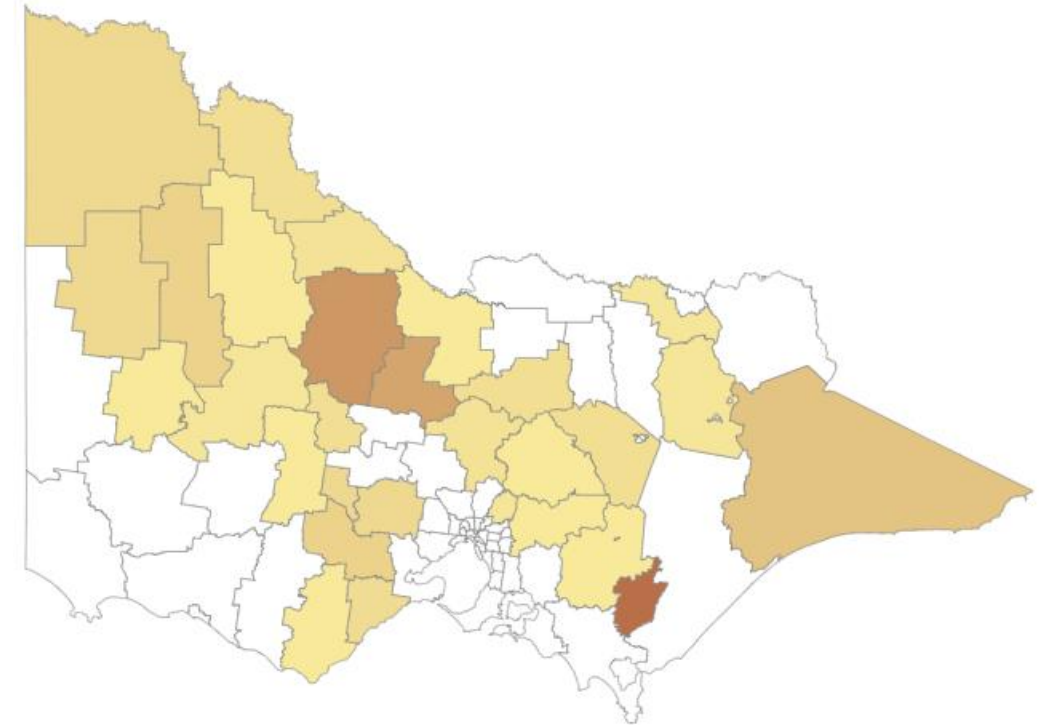
*Rapid Inspection program commenced in Jan 2025



178
compliance activities YTD

102
Unique sites

LGA heatmap - Compliance Activities last four quarters



- In Q3 FY25/26, 56 compliance activities were conducted.
- YTD, 178 compliance activities were conducted on 102 unique sites. 42% (74) were rapid inspections.

Compliance Actions

Education

Compliance Action	FY 2024-25 Q4	FY 2025-26 Q1	FY 2025-26 Q2	FY 2025-26 Q3
Written Instruction / Education	15	-	11	2
Official Warning Letter	1	-	12	12
Actions	16	0	23	14

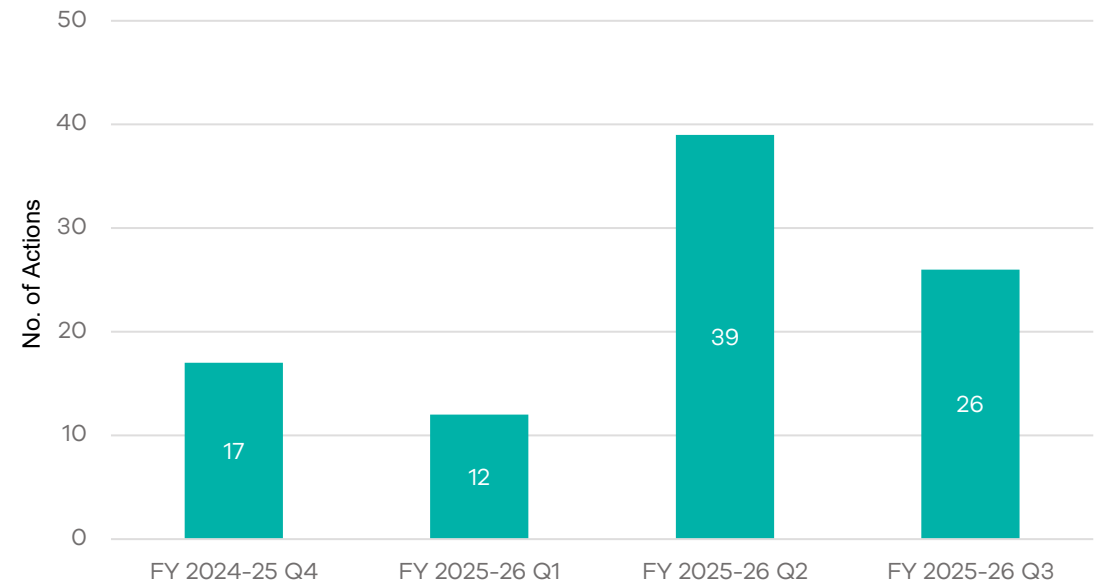
S110 / S110a Notices

Reasons for notice	FY 2024-25 Q4	FY 2025-26 Q1	FY 2025-26 Q2	FY 2025-26 Q3
Tailings and Slime Management	1	6	-	1
Waste and Redundant Plan	-	2	1	-
Work Without Licence or Consents	-	2	1	-
Reporting; Monitoring and Auditing	-	-	-	2
Authorised Activity Compliance	-	1	1	-
Other - Not Specified Above	-	-	-	1
Rehabilitation of Site	-	-	-	1
Public Safety and Site Security	-	1	-	-
Noxious Weeds, Plants and Pests	-	-	1	-
Cyanide Management	-	-	1	-
Total notices issued	1	12	5	5

Enforcement

Compliance Action	FY 2024-25 Q4	FY 2025-26 Q1	FY 2025-26 Q2	FY 2025-26 Q3
Infringement Notice	-	-	10	7
Prosecution	-	-	1	-
Actions	-	-	11	7

Compliance Actions by Quarter



- In Q3 FY25/26 there were 26 compliance actions issued noticeable themes were:
 - Environmental protection and site safety.
 - Annual reporting failures
 - Escalation where earlier instructions were ignored.
 - Undertaking activities outside of the licence requirements

Compliance Incidents

Mineral site incidents

Incidents	FY 2024-25 Q4	FY 2025-26 Q1	FY 2025-26 Q2	FY 2025-26 Q3
Other	1	2	2	8
Environmental Incident Notification	3	-	1	2
Fire Precautions & Risk Control	3	-		1
Dust Emissions	1	-	2	
Drainage, Erosion & Discharge	1	-	-	1
Public Safety & Site Security	-	-	-	1
Impacts Outside Tenement Site	-	-	1	-
Waterway Quality & Aquatic Habitat	-	-	1	-
Drill Sites, Costeans & Trenches	-	-	-	1
Total Incidents	9	2	7	14
Unique sites	3	1	2	4

Declared mine incidents

Incidents	FY 2024-25 Q4	FY 2025-26 Q1	FY 2025-26 Q2	FY 2025-26 Q3
Fire Precautions & Risk Control	17	10	14	24
Slope Stability	-	2	-	1
Total Incidents	17	12	14	25

In Q3 FY25/26, a total of 39 incidents were reported. The key themes identified were:

- **Fire & Smouldering:** Predominantly small, localised smoulders involving conveyors, mobile plant, fuel pads and stockpiles, with low consequence outcomes.
- **Equipment & Maintenance:** Recurrent issues linked to conveyors and mobile plant highlight friction points, idlers, brakes and housekeeping as key risk areas.
- **Environmental & Natural Factors:** Humidity, rainfall and lightning contributed to spontaneous combustion and one rainfall triggered ground stability event.
- **Detection & Emergency Response:** Early detection and response were effective, with prompt extinguishment, fire watches and appropriate escalation to FRV.
- **People & Safety:** No serious injuries from fire incidents; isolated non fire safety issues managed with controls and regulatory notification.

Community Complaints

Complaints	FY 2024-25 Q4	FY 2025-26 Q1	FY 2025-26 Q2	FY 2025-26 Q3
Explosives Air & Ground Vibration	-	5	2	3
Noise Emissions	1	1	1	1
Dust Emissions	2	-	-	-
Buffer Zones	-	-	-	2
Waterway Quality & Aquatic Habitat	-	-	2	-
Working Hours	-	-	1	-
Rehabilitation of Site	1	-	-	-
Native Vegetation & Fauna	-	-	-	1
Complaints Management	1	-	-	-
Other	-	-	-	1
Cyanide Management	-	1	-	-
Drainage, Erosion & Discharge	-	1	-	-
Environmental Incident Notification	-	1	-	-
Groundwater Impacts	-	1	-	-
Total Complaints Received	5	10	6	8
Unique Tenements	5	6	4	5
Unique Informants	5	10	6	5

In Q3 FY25/26, a total of 8 complaints were reported. The key themes identified were:

- Blasting related noise and vibration remain a key concern, with multiple reports of house vibration, unusual blast patterns, and perceived impacts on residential properties (even where compliance was later confirmed).
- Alleged non compliances focus on buffer zones and site boundaries, including claims of extraction occurring outside approved Mine/Work Authority limits and vegetation clearing at site edges.
- Community uncertainty and amenity concerns persist, particularly around proximity of operations to residences, dust and noise from reprocessing activities, and clarity on separation distances and operating controls.
- Most matters are managed through engagement and clarification, with operator discussions, inspections, and education used to address concerns, and no substantiated breaches in some cases.

Compliance Community Reference Group Attendance

Tenement	Tenement Holder	LGA	FY 2024-25 Q4	FY 2025-26 Q1	FY 2025-26 Q2	FY 2025-26 Q3
MIN4644	Mandalay Resources Costerfield Operations Pty Ltd	Greater Bendigo	1	1	1	1
MIN4701	Maddingley Brown Coal Pty Ltd	Moorabool	1	1	-	-
MIN5003	EnergyAustralia Yallourn Pty Ltd	Latrobe	1	-	1	1
MIN5004	Hazelwood Power Corporation Pty Ltd	Latrobe	1	-	-	-
MIN5146	Kaiser Operations Pty Ltd	Mount Alexander	1	1	1	1
MIN5189	AGL Generation Holdco Pty Ltd, AGL Generation Proprietary Limited	Latrobe	-	1	-	-
MIN5260	Stawell Gold Mines Pty Ltd	Northern Grampians	1	1	1	1
MIN5396	Victory Minerals Pty Ltd	Ballarat	1	-	1	1
MIN5404	Fosterville Gold Mine Pty Ltd	Greater Bendigo	1	1	2	1
MIN5458	Basin Minerals Holdings Pty Ltd	Mildura	-	1	-	1
MIN5497	Basin Minerals Holdings Pty Ltd	Mildura	-	1	-	1
MIN5525	Basin Minerals Holdings Pty Ltd	Mildura	-	1	-	1
Attendance			8	9	7	9

Department of Energy, Environment and Climate Action

Resources Victoria - Regulatory Operations

8 Nicholson Street
East Melbourne VIC 3002
Telephone: 1300 366 356

© Copyright State of Victoria, Department of Energy, Environment and Climate Action
2025

Except for any logos, emblems, trademarks, artwork and photography, this document is made available under the terms of the Creative Commons Attribution 3.0 Australia licence.

Resources Victoria Regulatory Operations performance reporting site:
[Regulator performance reporting - Resources Victoria](#)