




# Resources Victoria Minerals Performance Report

2025-26 Q1



We acknowledge and respect Victorian Traditional Owners as the original custodians of Victoria's land and waters, their unique ability to care for Country and deep spiritual connection to it.

We honour Elders past and present whose knowledge and wisdom has ensured the continuation of culture and traditional practices.

Resources Victoria is committed to genuinely partnering with Victorian Traditional Owners and Victoria's Aboriginal community to progress their aspirations.



Licence Applications /  
Licence Variations

6

new licences granted

100%

licences granted within  
statutory timeframes

81

licence applications in the  
pipeline

52

licence variations approved



Current Licences

407

exploration licences

108

mining licences

31

prospecting licences

48

retention licences



Work Plans

83.3%

of decisions made within  
statutory timeframes

2

work plans / wp variations /  
admin update approved



Compliance

62

compliance activities

12

compliance actions

14

incidents

14

complaints received



Bonds

\$830.4

million bonds held

14

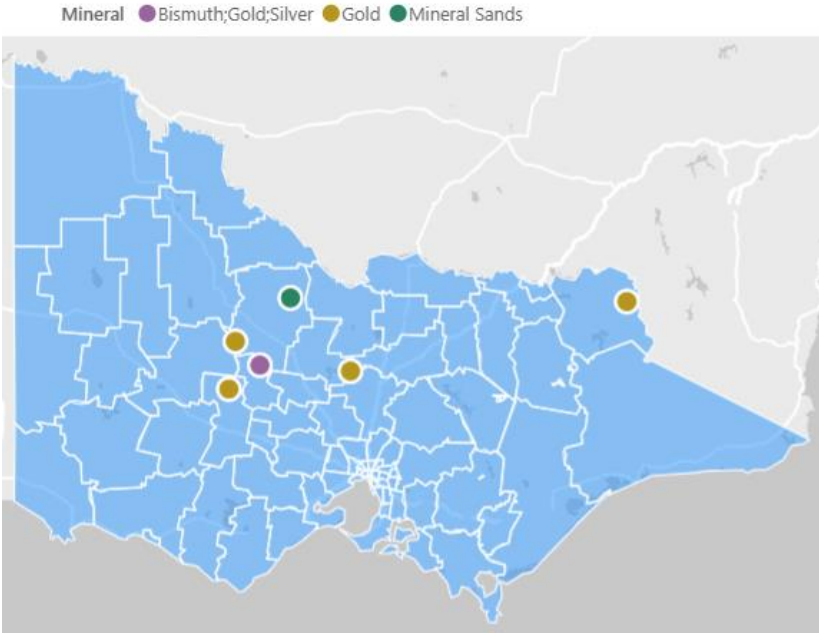
bond assessments completed

# Mineral summary – licences, variations and work plans

## What we delivered in FY25/26 Q1

- 6 licence applications granted ( 2 Exploration, 1 Retention and 3 Prospecting)
- Reduction of applications in the pipeline, with 81 licence applications in the pipeline at the end of Q1 compared to 104 same time last year. In Q1, 22 licence applications were received and 17 processed.
- 52 licence variations approved – including 17 licence condition changes, 16 partial cancellations and 6 renewals
- 93.8% of work plan decisions (15 out of 16) made within statutory timeframe.
- Take up of compliance declaration on applications increase in Q1:
  - Applications 69% (18 out of 26) and variations 58% (21 out of 36)

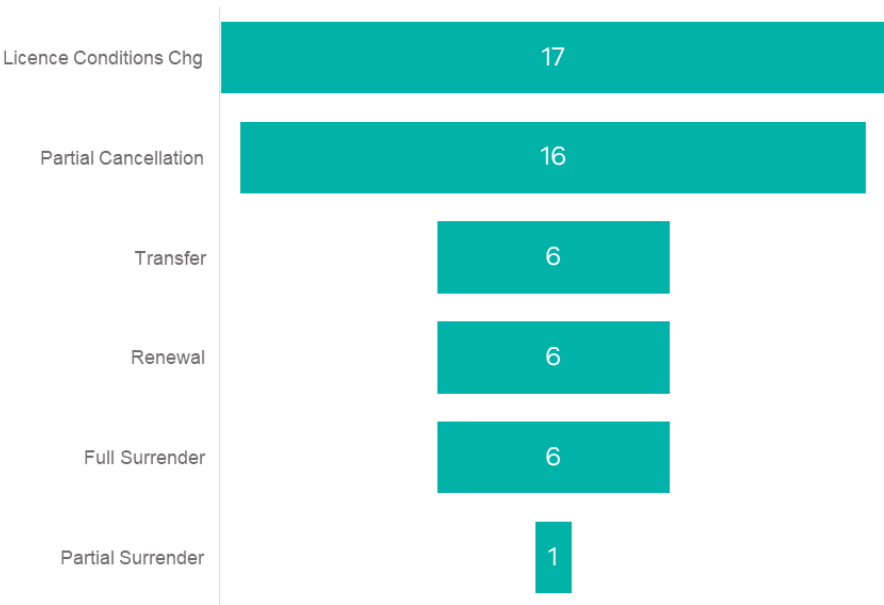
### Licence Applications Granted



### Licence Application Pipeline

Stage	No.
Native Title	37
With Reg Ops	38
With Applicant	6
Competing Applications	0
Pending Applications	81

### Licence Variations Approved: 52



# Mineral summary – rehabilitation liabilities

## What we delivered in FY25/26 Q1

- Assessed \$413K from 14 bonds.
  - 1 bond increase (\$147K)
  - 5 initial bonds (\$50K)
  - 6 bonds released as rehabilitation commitments were met (\$63.8K)
  - 1 Bond was called in due to authority holder entering administration and rehabilitation obligations not met (\$153K)
- Progressive rehabilitation and more frequent self-assessment can reduce bond held to accurately reflect current rehabilitation liability (for more information see [resources.vic.gov.au/community-and-land-use/rehabilitation](https://resources.vic.gov.au/community-and-land-use/rehabilitation) )

## Bonds

Bonds Held	FY24/25 Q1	FY25/26 Q1
Sites with bonds	534	540
Amount (\$M)	\$739.5	\$830.4
Bond Assessment	FY24/25 Q1	FY25/26 Q1
Sites bond assessed	13	14
Total bond assessed amount (\$M)	\$0.14	\$0.4

## Rehabilitation bond assessments last four quarters

Bond Assessment	FY 2024-25 Q2		FY 2024-25 Q3		FY 2024-25 Q4		FY 2025-26 Q1	
	Assessed	Amount	Assessed	Amount	Assessed	Amount	Assessed	Amount
Bond Increase	2	\$18,579,000	2	\$1,587,000	3	\$72,720,500	1	\$147,000
Full Release	4	\$30,000	5	\$103,000	3	\$34,900	6	\$63,800
Initial Bond	7	\$106,000	6	\$60,000	2	\$20,000	5	\$50,000
No Change			2		1		1	
Bond Call In							1	\$153,000
Total Value of Assessments	13	\$18,715,000	15	\$1,750,000	9	\$72,775,400	14	\$413,800

\$1.87M

Median bond increased amount ( over 4 quarters)

10.9 years

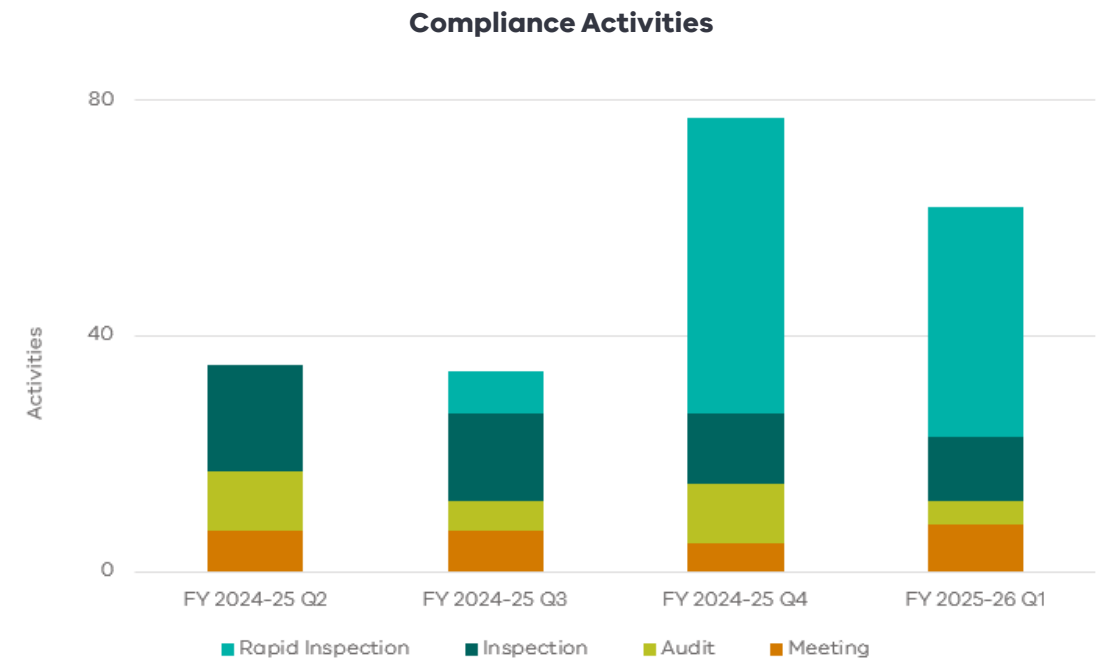
Median years since previous bond increase



# Minerals summary – compliance

## What we delivered in FY25/26 Q1

- 54 Audits, Inspections and Rapid Inspections
- 12 Compliance actions under s.110 notices
- Attended 8 community reference group meetings
- 14 community complaints were received for 7 sites. Working without a licence, dust emission and ground vibration were the most common complaints



62

Compliance  
Activities in Q1

50

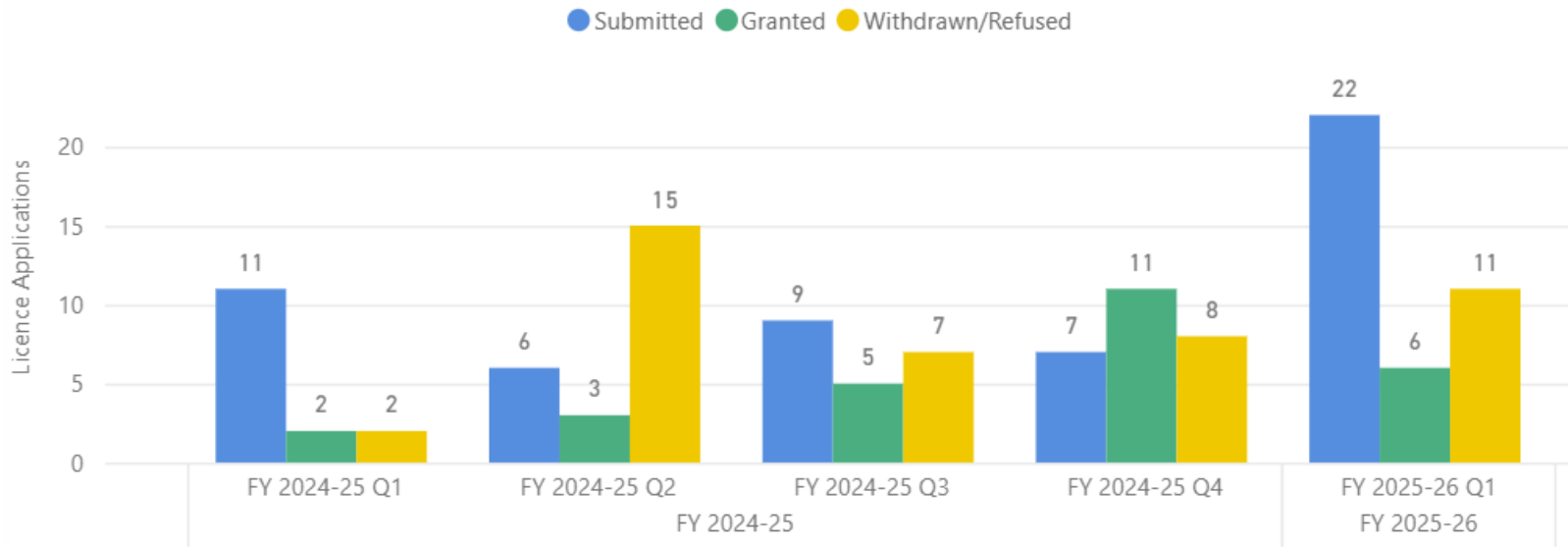
Unique sites

## Key points to note

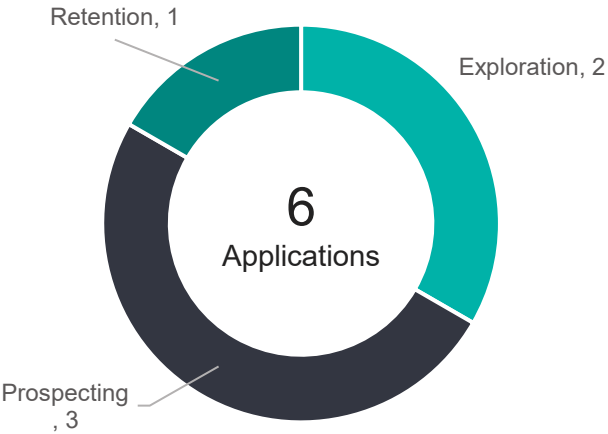
- As at the end of the FY 25/26 Q1, inspectors had attended 53% of all mining and quarry sites with the rapid inspection program.
- During the first half of FY25/26, the Compliance team will prioritise rapid inspections, focusing on swift and targeted compliance checks. In the second half of the financial year, the emphasis will shift towards audits & inspections
- After an early rapid inspection blitz in the northwest and across the central goldfields, the compliance focus shifted to inspections and audits targeting priority sites and focussing on tailings management and rehabilitation.
- Compliance activities have focused on maintenance and monitoring of tailings dams, removing derelict and redundant plant, rehabilitation and non-compliance with licence conditions.
- Where significant non-compliance or uncontrolled risks have been identified, the prompt issuing of remedial notices has occurred.

# Mineral Licences FY2025-26 (01 Jul 2025 to 30 Sep 2025)

Mineral Application Submitted, Granted and Withdrawn/Refused



FY 2025-26 Granted Application by Licence Types



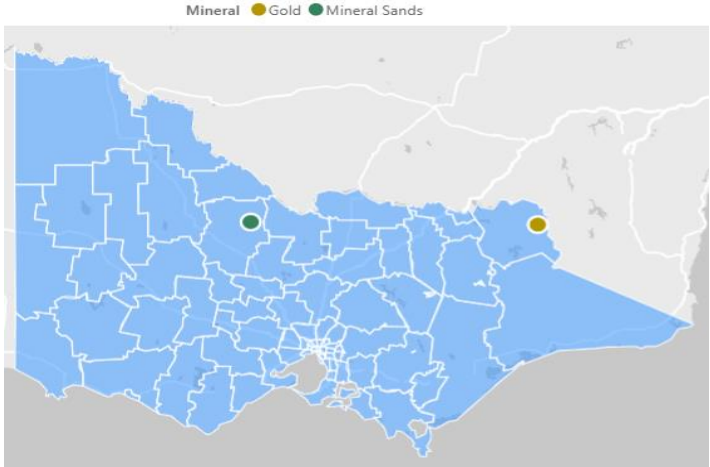
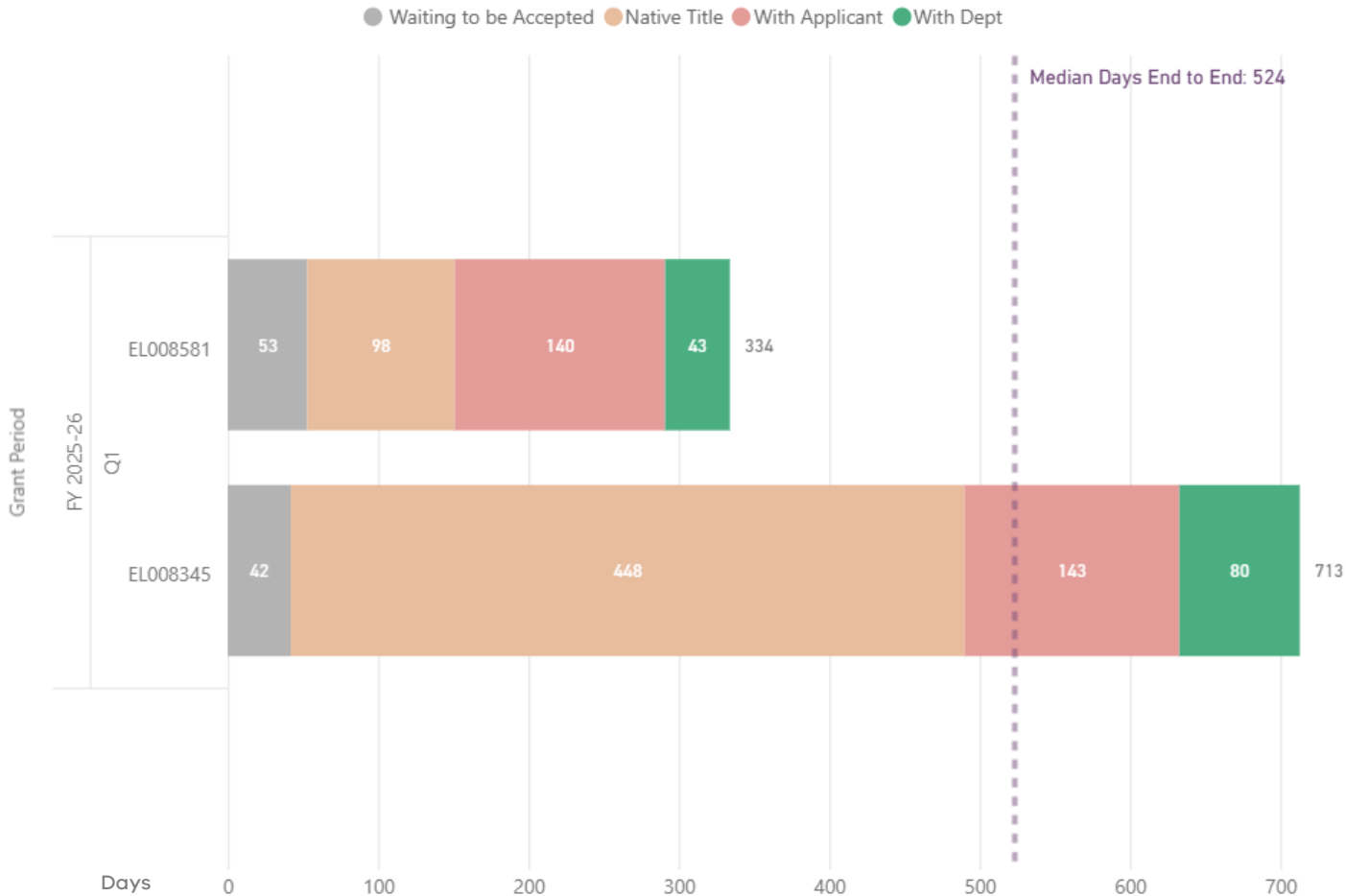
Mineral Application granted statutory time frame (STF)

Approval Time Frame	FY 2024-25 Q2	FY 2024-25 Q3	FY 2024-25 Q4	FY 2025-26 Q1
Within STF	3	2	11	6
Over STF	0	3	0	0
Total	3	5	11	6
% Within STF	100%	40%	100%	100%

- In Q1 22 licence applications were received (17 exploration, four prospecting, one mining licence). 17 licence applications were processed (granted, withdrawn, refused).
- Three prospecting, two exploration and one retention licence applications were granted, all granted within statutory timeframe.
- 11 licence applications were withdrawn by the applicant.

# Exploration Licence Granted in FY2025-26 Q1 (01 Jul 2025 to 30 Sep 2025)

Exploration Licence Applications Submitted to Granted ( End to End)



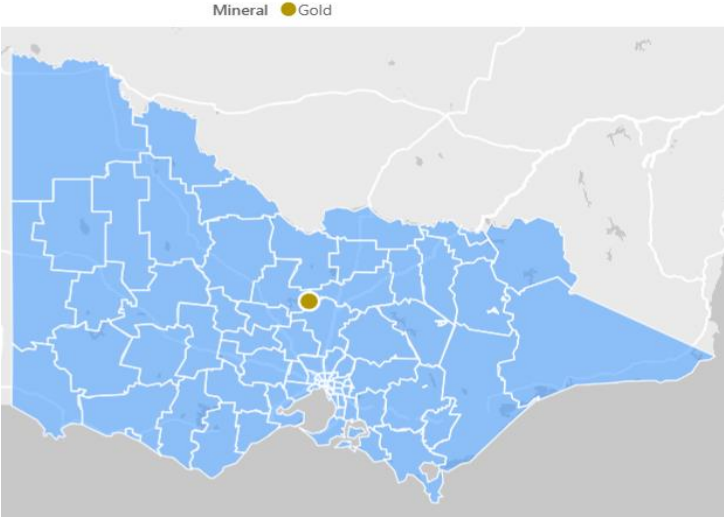
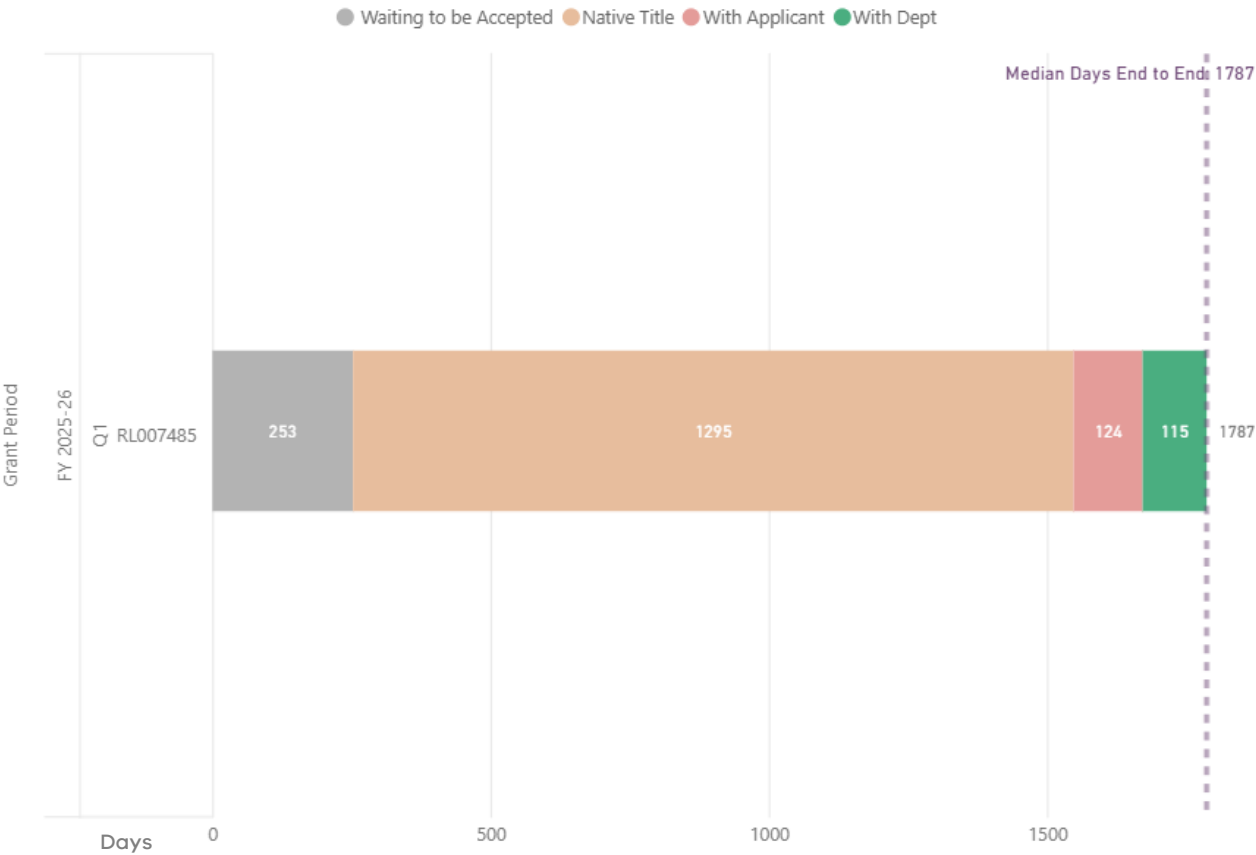
Stage	FY 22-23 Q1 Average Days	FY 23-24 Q1 Average Days	FY 24-25 Q1 Average Days	FY 25-26 Q1 Average Days
Applications Granted	22	20	2	2
Waiting to be Accepted	104	46	27	48
Competing Application	-	227	-	-
Native Title	407	221	74	273
With Reg Ops	108	105	17	62
With Applicant	108	127	50	142
Median End to End	565	414	131	524

- In Q1 two exploration licence applications were granted.
- The median end to end timeframe for exploration licences granted in Q1 was 524 days. Time in Native Tile contributed to higher end to end times.



# Retention Licence Granted in FY2025-26 (01 Jul 2025 to 30 Sep 2025)

Retention Licence Application Submitted to Granted ( End to End)

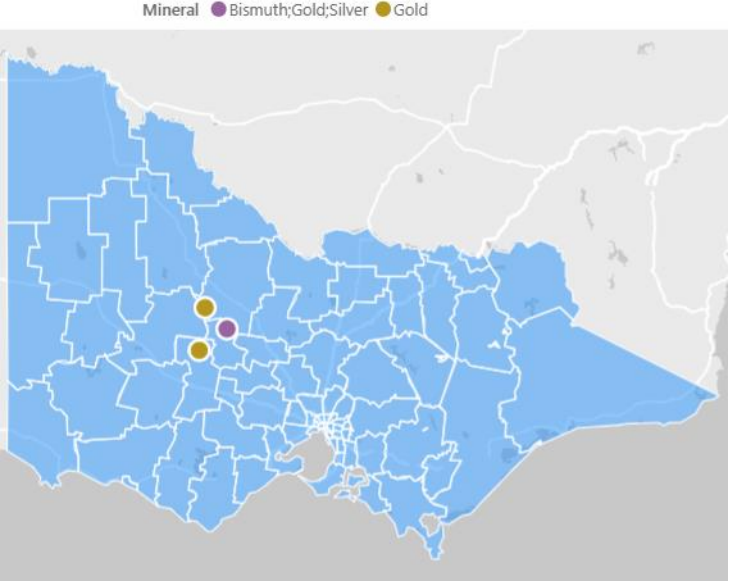
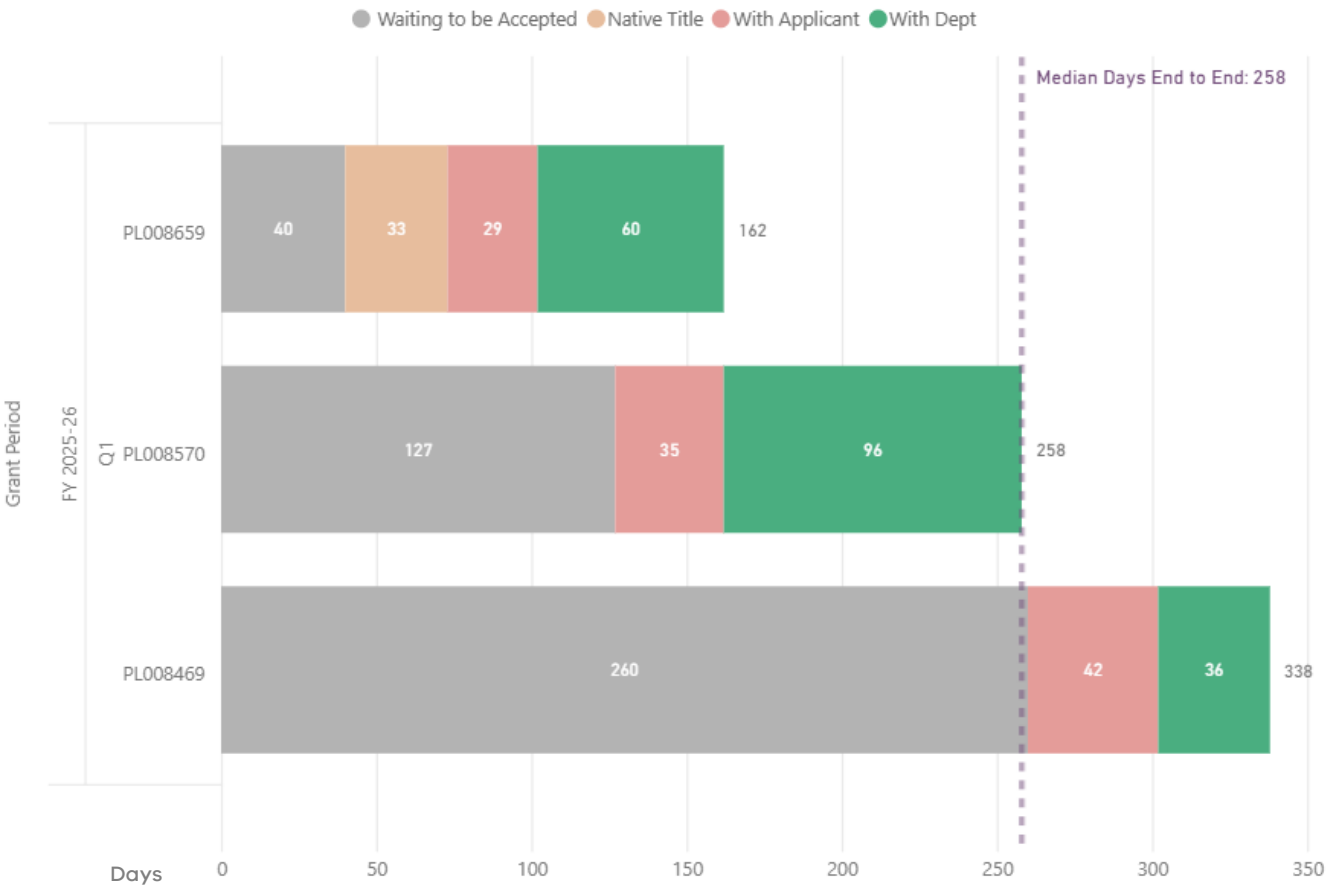


Stage	FY 22-23 Q1 Average Days	FY 23-24 Q1 Average Days	FY 24-25 Q1 Average Days	FY 25-26 Q1 Average Days
Applications Granted	-	5	-	1
Waiting to be Accepted	-	626	-	253
Native Title		168		1295
With Reg Ops	-	478	-	115
With Applicant	-	466	-	124
End to End	-	1378	-	1787

- In Q1 one retention application was granted , the application spend a considerable time in the native title process.

# Prospecting Licence Granted in FY2025-26 Q1 (01 Jul 2025 to 30 Sep 2025)

Prospecting Licence Applications Submitted to Granted ( End to End)

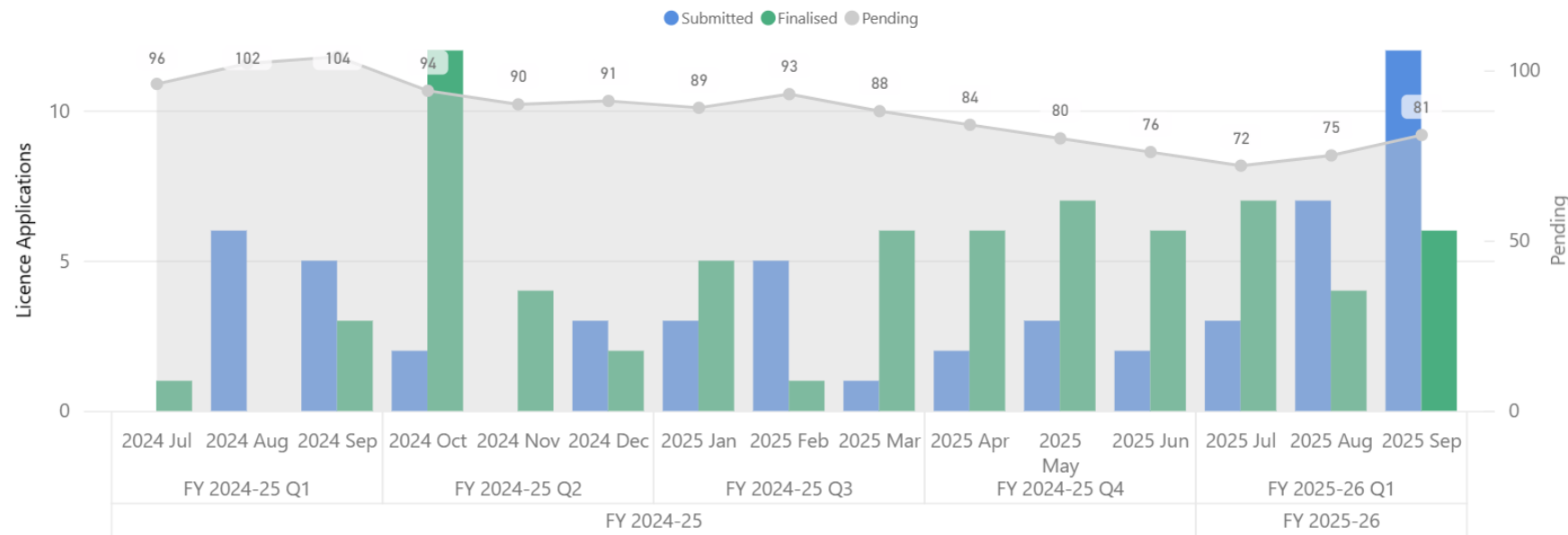


Stage	FY 22-23 Q1 Average Days	FY 23-24 Q1 Average Days	FY 24-25 Q1 Average Days	FY 25-26 Q1 Average Days
Applications Granted	4	-	-	3
Waiting to be Accepted	14	-	-	142
Native Title	-	-	-	33
With Reg Ops	66	-	-	64
With Applicant	56	-	-	33
End to End	136	-	-	258

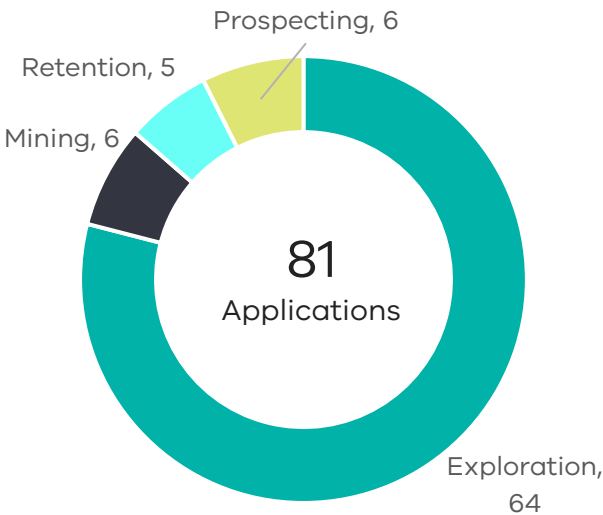
- In Q1 three prospecting licence application was granted and the end to end timeframe was 258 days.

# Mineral Licence Applications in the Pipeline (30 Sep 2025)

Mineral Applications Summary by Status



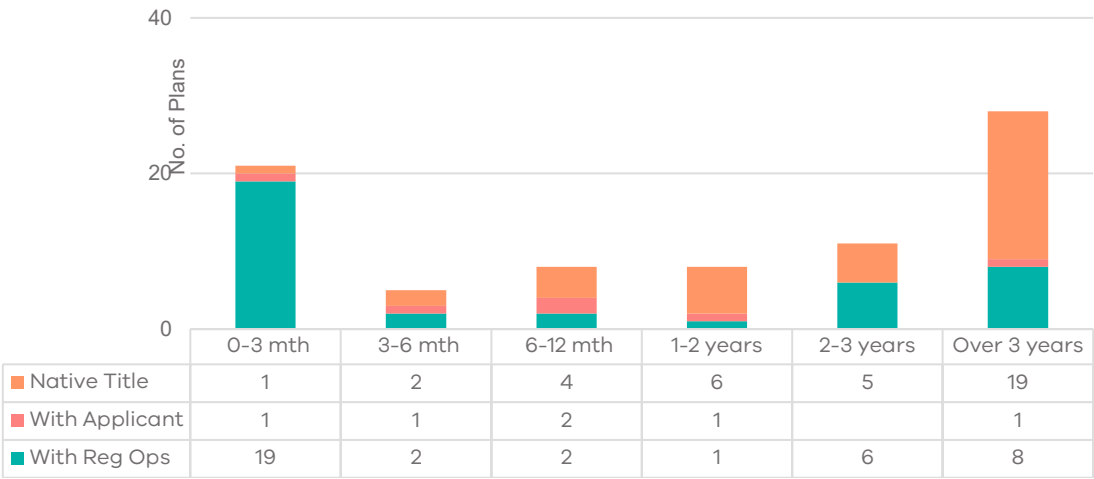
Pending Application Licence Types



Licence Application Pipeline

Stage	No.
Native Title	37
With Reg Ops	38
With Applicant	6
Pending Applications	81

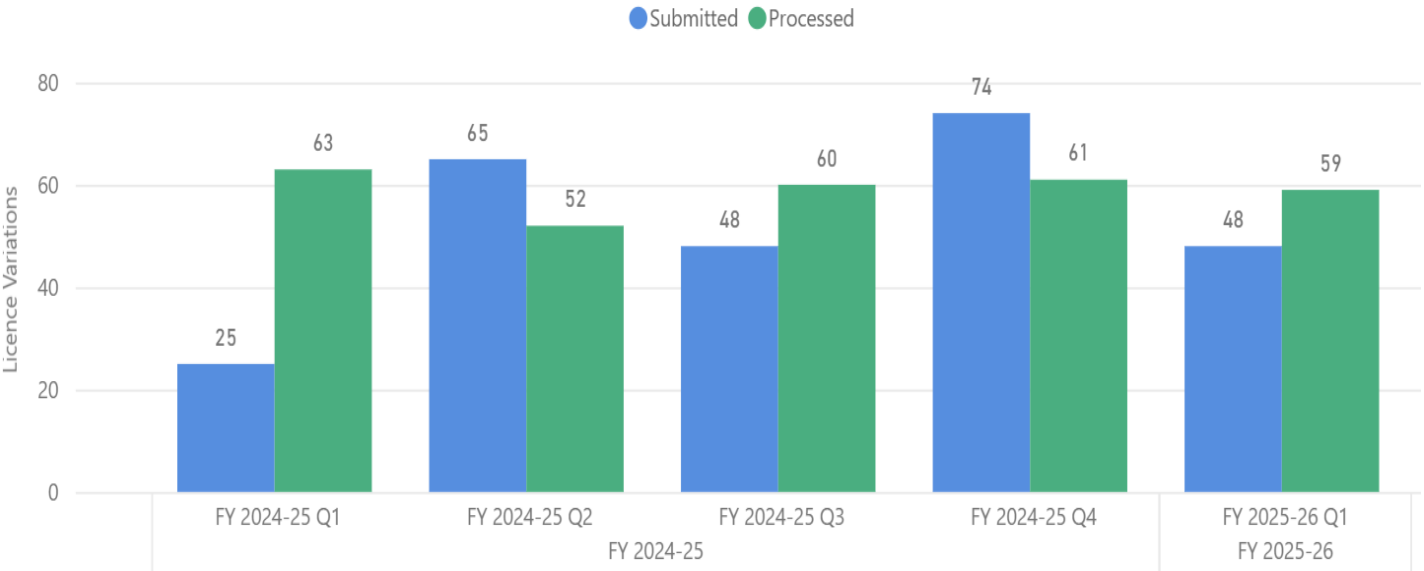
Stage Duration of pending licence applications



- As at 30 Sept 2025 there were 81 licence applications in the pipeline
  - 53% (43) of applications were in the Native Title process or with the applicant.
  - 47% (38) applications were with Reg Ops

# Mineral Licence Variations FY 2025-26 Q1 (01 Jul 2025 to 30 Sep 2025)

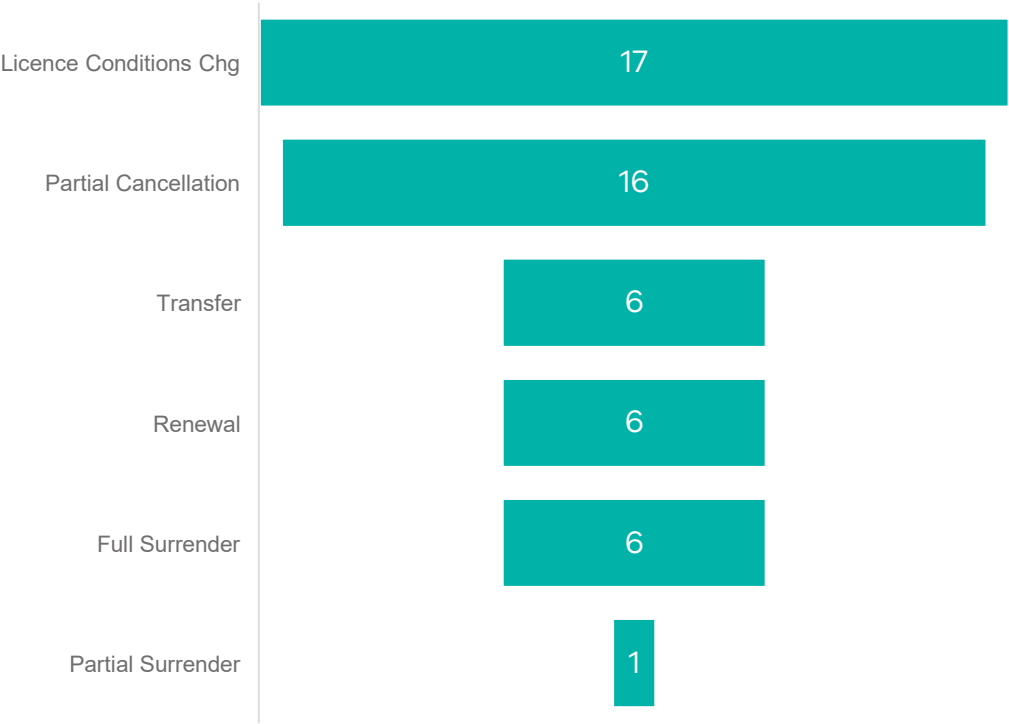
Variation Submitted and Processed



Variation Processed

Licence Variation Status	FY 2024-25 Q2	FY 2024-25 Q3	FY 2024-25 Q4	FY 2025-26 Q1
Approved	42	54	58	52
Withdrawn	6	2	2	2
Refusal	3			1
Not Progressing		4	1	4
Declined	1			
Licence Variations Total	52	60	61	59

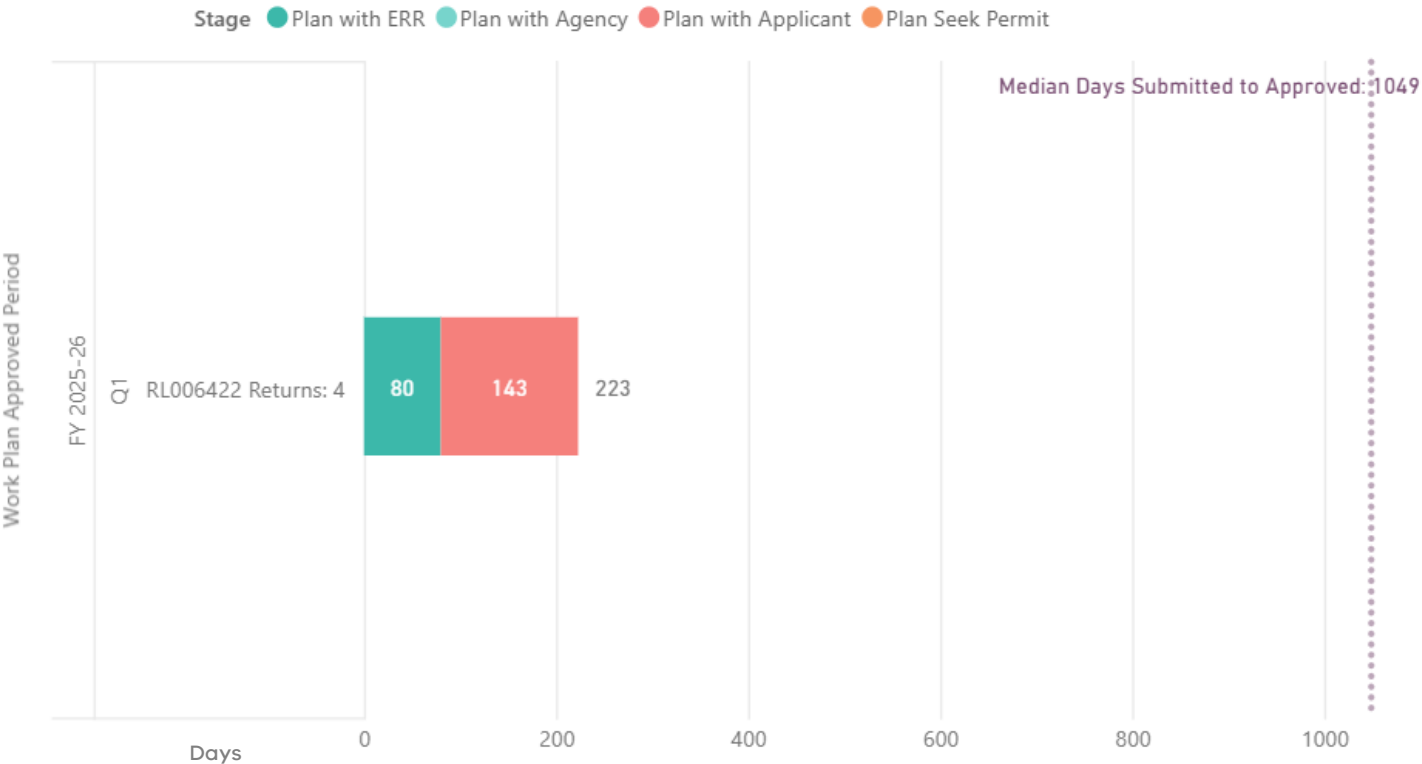
Variation Approved FY2025-26



- In Q1 52 licence variations were approved. Licence Condition Changes and Partial Cancellation were the highest variation types.
- In Q1 48 licence variations were submitted and 59 licence variations were processed (approved, withdrawn, refused, declined, not progressing)

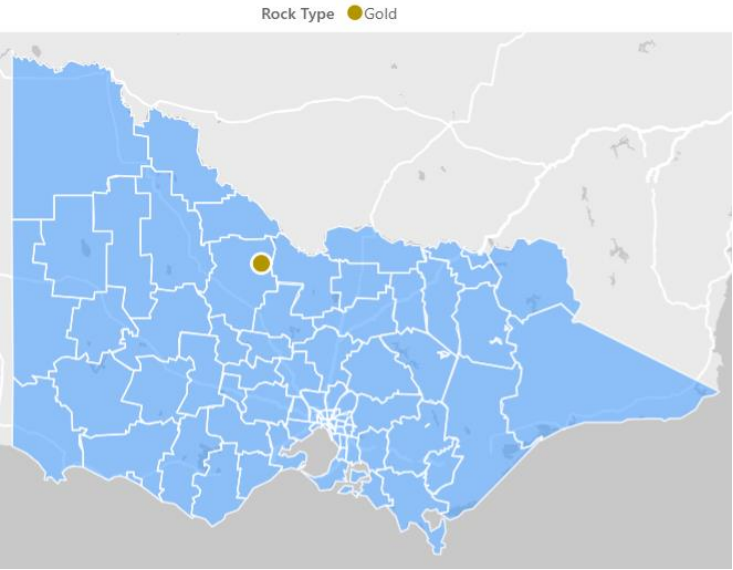
# Initial Mineral Work Plan Approved in FY 2025-26 Q1 (01 Jul 2025 to 30 Sep 2025)

## Work Plan Submitted to Approved



1 Work Plans Approved

## Geographic location

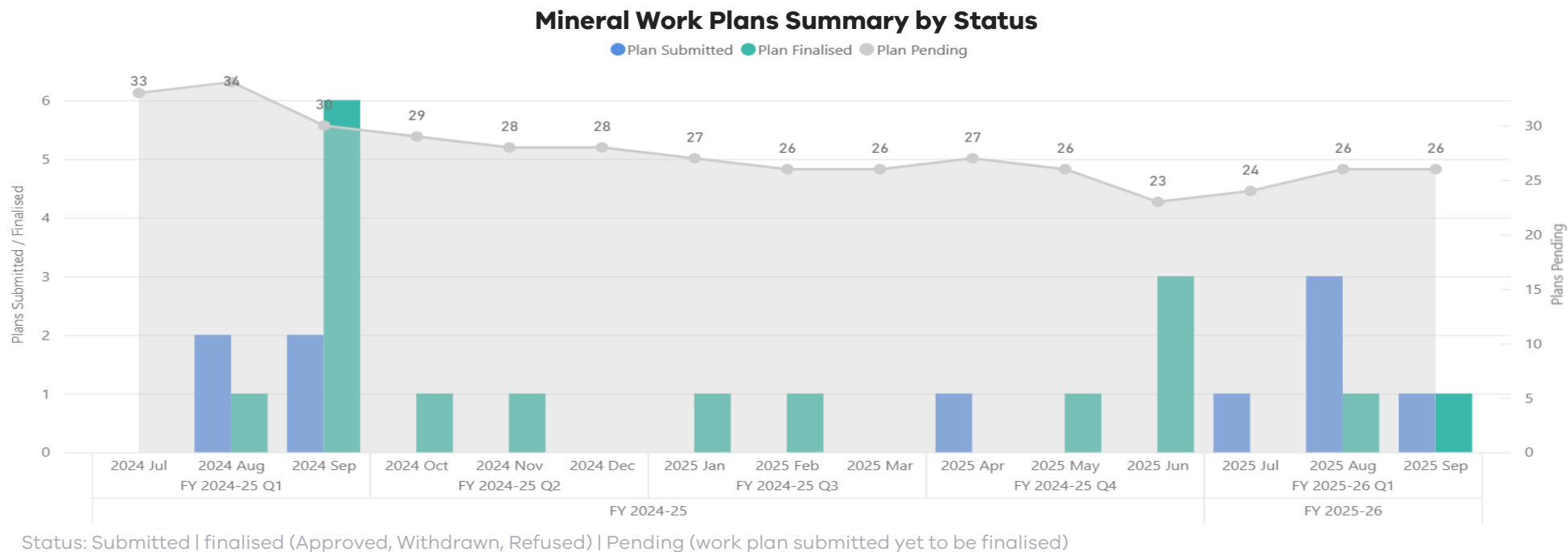


- In Q1 there was one initial exploration work plan approved. This was an extraordinary work plan as it is over the retention and an adjacent of an exploration licence.

\*Note: there was a period of 826 days where the work plan was on hold to for the applicant make the amendments and the department to determine if impact assessment under section 41A was required (there is no statutory timeframe for this process).

Stage	FY22/23 Q1 Median Days	FY23/24 Q1 Median Days	FY24/25 Q1 Median Days	FY24/25Q1 Median Days
Work Plans Approved	0	2	5	1
With Reg Ops	-	72	53	80*
With Internal Agency	-	-	-	-
With Applicant	-	155	56	143
Seek Permit	-	-	204	-
End to End	-	215	399	1049

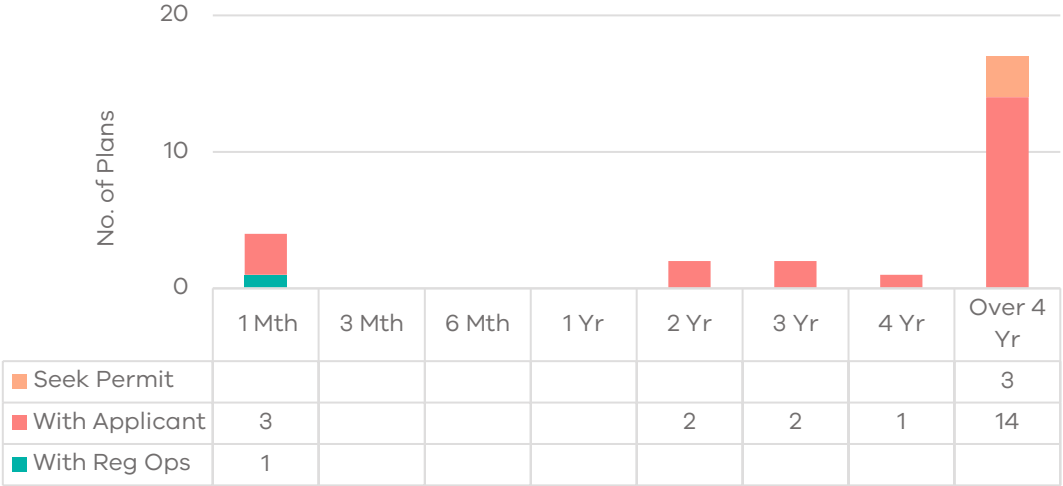
# Mineral Work Plan Applications In the Pipeline (30 Sep 2025)



## Work Plan Application Pipeline

Stage	No.
With Applicant	22
Seeking Planning Permit	3
With Reg Ops for Assessment	1
Work Plans Applications	26

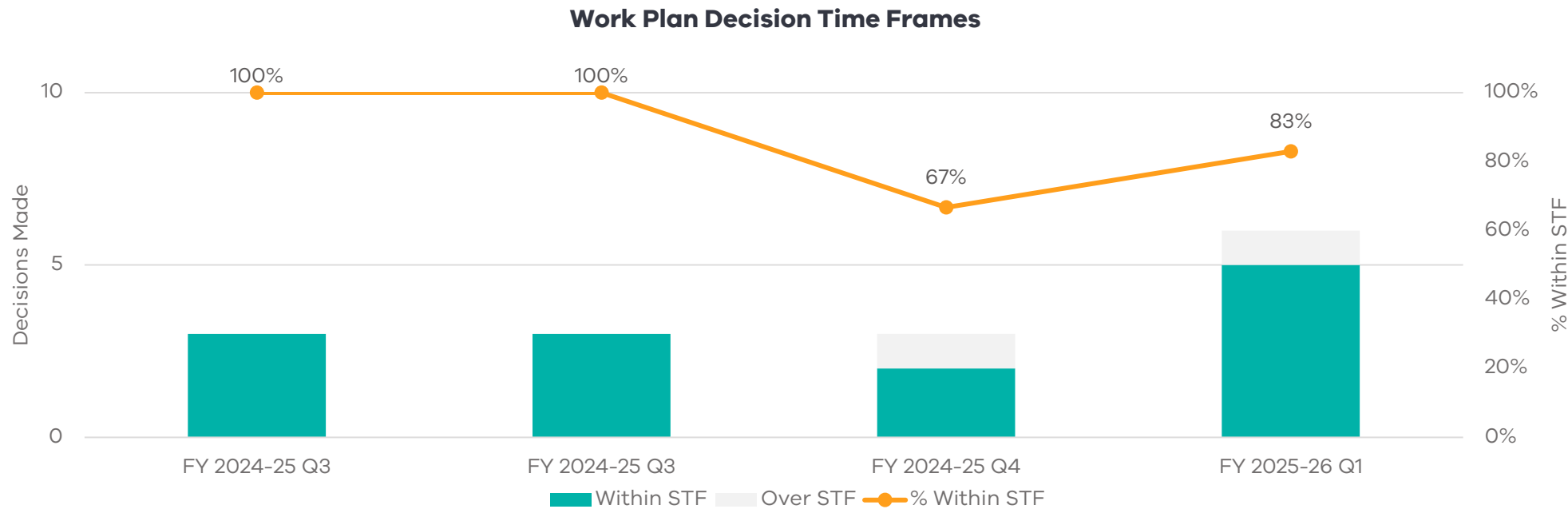
## Stage Duration of work plan applications



- There were 26 mineral work plan applications in the pipeline as of 30 Sept 2025.
- 25 out of the 26 applications were with the applicant seeking further information or seeking a planning permit.



# Work Plan Decisions Made Within Statutory Time Frame (STF)



## Work Plan Decision Time Frames

Decisions Time frame	FY 2024-25 Q2	FY 2024-25 Q3	FY 2024-25 Q4	FY 2025-26 Q1
Within STF	3	3	2	5
Over STF	0	0	1	1
Decisions	3	3	3	6
% Within STF	100%	100%	67%	83%

## FY25/26 Q1 Decision Outcomes

Outcomes	Within STF	Over STF	Total
Approved by Delegate	1	0	1
Return to Applicant	4	1	5
Total Outcomes	5	1	6

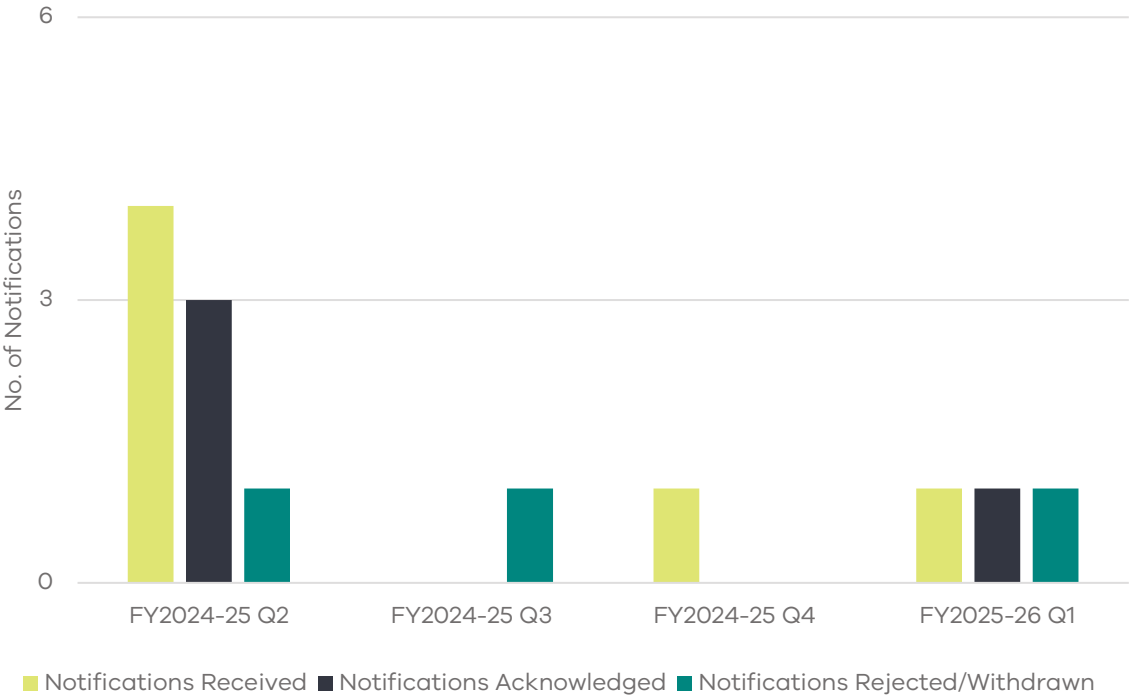
- In Q1, 83.3% (5 out of 6) of mineral work plan decisions were made within statutory time frame . The one delayed decision was due to the complexity of the case, and the work plan was returned to the applicant as it did not meet legislative requirements.

# Work Plan Administrative Updates by Notification

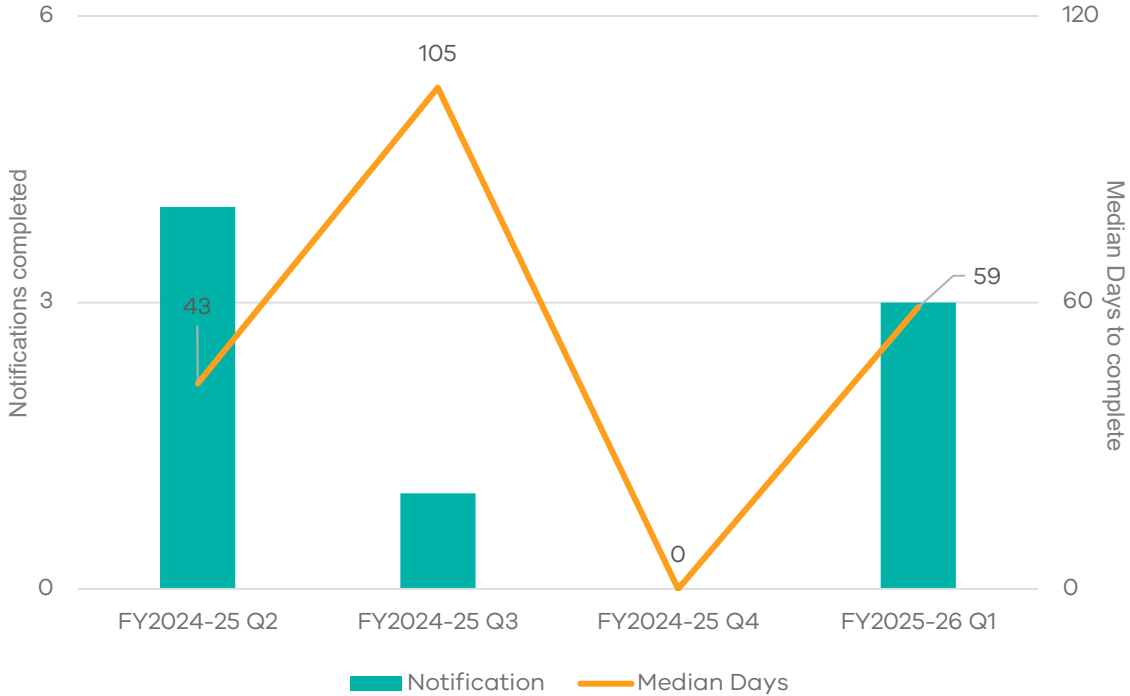
Mineral industries	FY 2024-25 Q2	FY 2024-25 Q3	FY 2024-25 Q4	FY 2025-26 Q1
Notifications Received	4	0	1	1
Notifications Acknowledged	3	0	0	1
Notifications Rejected / Withdrawn	1	1	0	2

- In Q1 there was one administrative update submitted, one acknowledged and two rejected/withdrawn. The median days to complete an administrative update in Q1 was 59 days.

Administrative updates by notification



Notifications Completed and Median Days



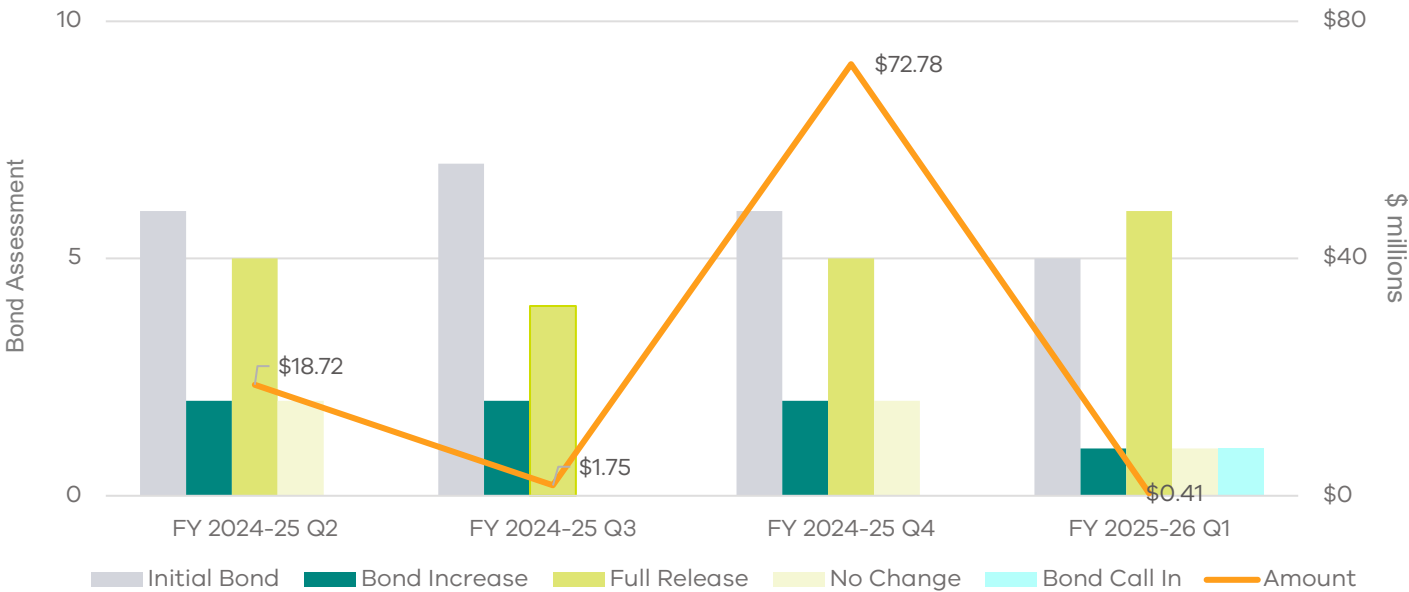
# Mineral Bond Assessments

**\$830.4** million  
value of bonds  
(at 30 Sept 2025)

**540**  
Tenements with  
bonds

- 79.7% (\$661.5 million) of the bonds are related to the declared mines
- In Q1, 14 bond reviews were undertaken totalling ~ \$413K.
  - \$50K – 5 Initial bonds
  - \$147K- 1 Bond increases
  - \$63.8K – 6 Bond releases
- Link to website on bonds information and public bonds dashboard: [Rehabilitation bonds interactive dashboard - Resources Victoria](#)

Bond Assessments



Bond Assessments

Bond Assessment	FY 2024-25 Q2		FY 2024-25 Q3		FY 2024-25 Q4		FY 2025-26 Q1	
	Assessed	Amount	Assessed	Amount	Assessed	Amount	Assessed	Amount
Bond Increase	2	\$18,579,000	2	\$1,587,000	3	\$72,720,500	1	\$147,000
Full Release	4	\$30,000	5	\$103,000	3	\$34,900	6	\$63,800
Initial Bond	7	\$106,000	6	\$60,000	2	\$20,000	5	\$50,000
No Change			2		1		1	
Bond Call In							1	\$153,000
Total Value of Assessments *	13	\$18,715,000	15	\$1,750,000	9	\$72,775,400	14	\$413,800

\* Bonds may not have been received yet

# Mineral Bond Increase

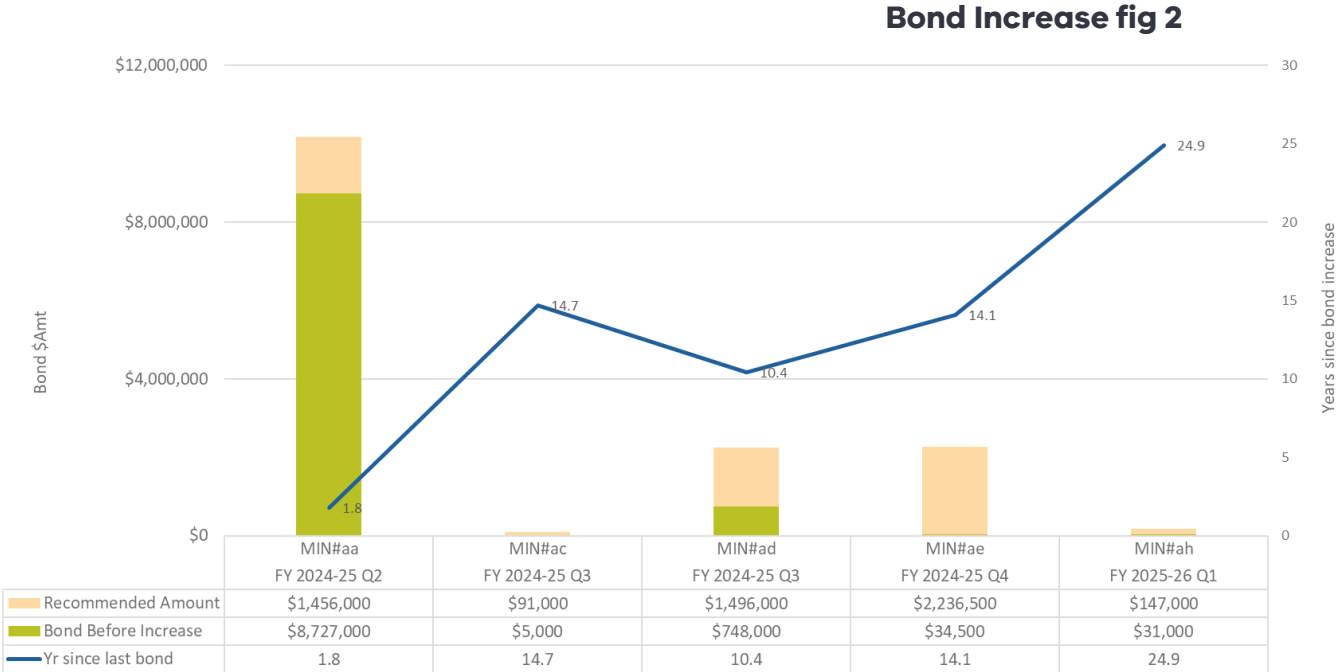
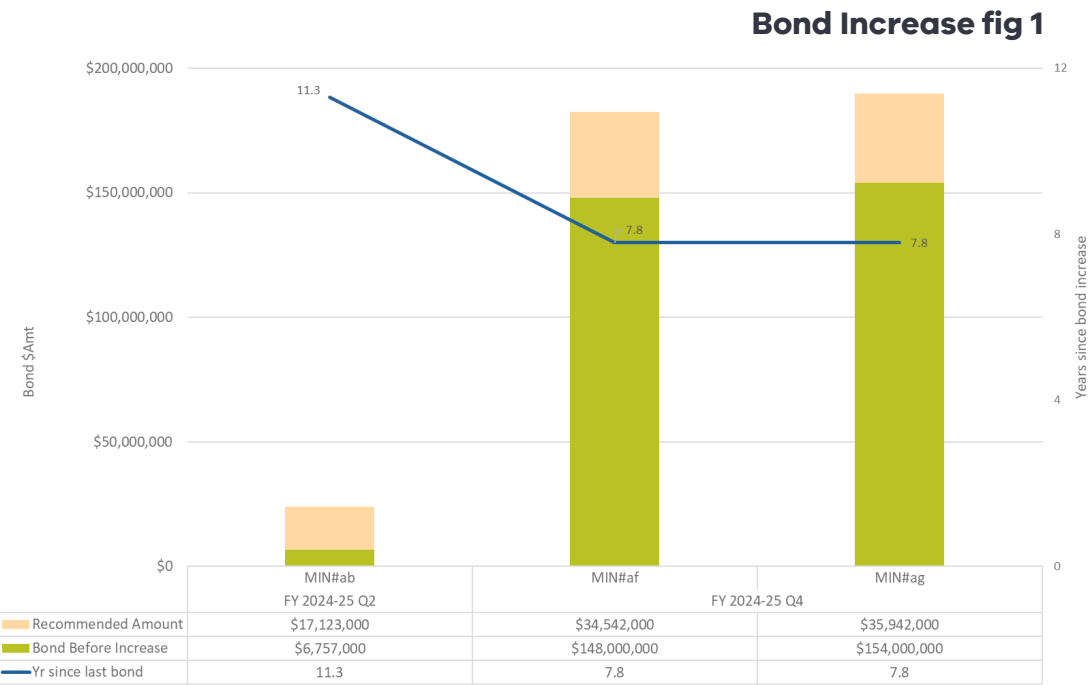


Fig1 have been separated from fig2 due to the difference in bond amount scales      \* Mineral Licences have been deidentified.

**\$1.87M**

Median Increased amount  
( over 4 quarters)

**10.9 years**

Median years  
since previous  
bond increase

Bond Increase	FY 2024-25 Q2		FY 2024-25 Q3		FY 2024-25 Q4		FY 2025-26 Q1	
Reasons	No. bond Assessed	Amount	No. bond Assessed	Amount	No. bond Assessed	Amount	No. bond Assessed	Amount
Scheduled / Annual Review					2	\$70,484,000		
MRSDA Section 79A	1	\$17,123,000			1	\$2,236,500		
Renewal			2	\$1,587,000			1	\$147,000
Work Plan Variation	1	\$1,456,000						
Total Increases	2	\$18,579,000	2	\$1,587,000	3	\$72,720,500	1	\$147,000

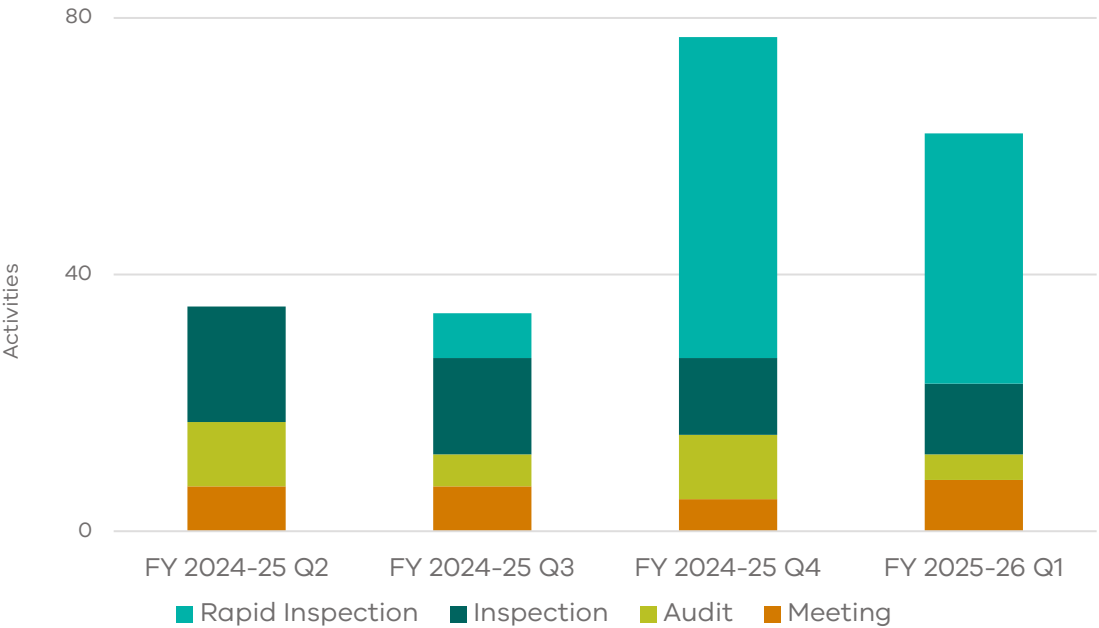
- In Q1 there was one bond increases assessed totalling ~\$147K due to a renewal of a licence
- The median amount increased over the last four quarters was ~\$1.9M and the median years since the last increase was 10.9 years.

# Compliance Activities FY2025-26 Q1

## Compliance Activities

Compliance Activity	FY 2024-25 Q2	FY 2024-25 Q3	FY 2024-25 Q4	FY 2025-26 Q1
Rapid Inspection*		7	50	39
Inspection	18	15	12	11
Audit	10	5	10	4
Meeting	7	7	5	8
Total	35	34	77	62

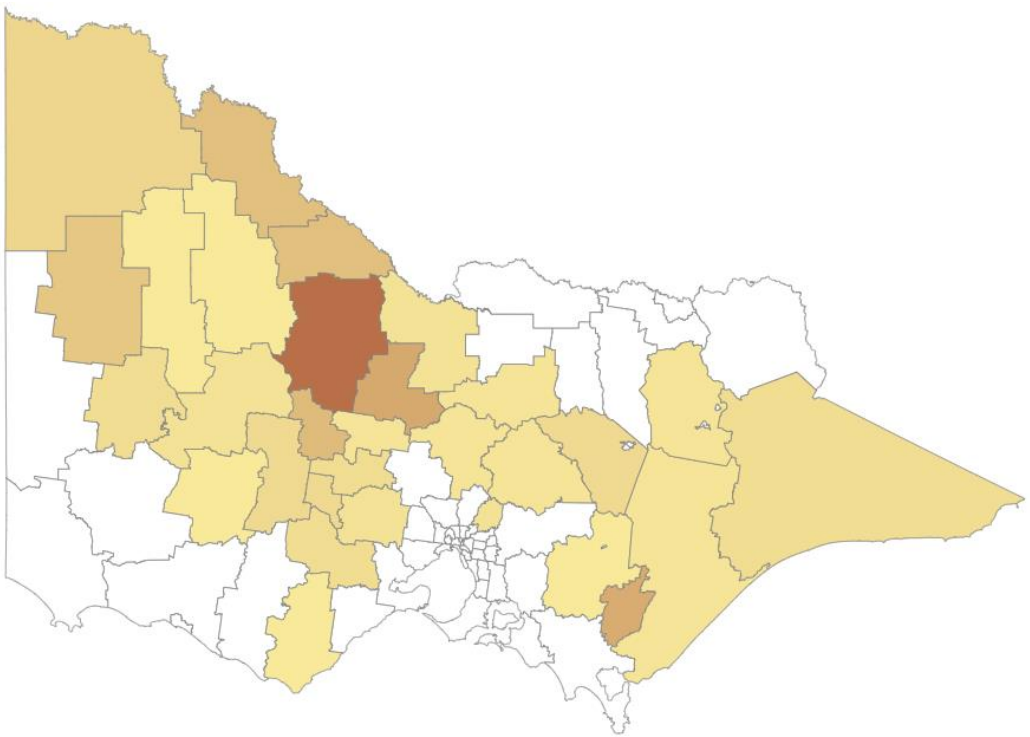
\*Rapid Inspection program commenced in Jan 2025



**62** compliance activities in Q1

**50**  
Unique sites

## LGA heatmap - Compliance Activities last four quarters



- In Q1 there were 62 compliance activities conducted for 50 unique sites.
- Out of 62 activities 50 rapid inspections were conducted.

# Compliance Actions FY 2025-26 Q1

## Education

Compliance Action	FY 2024-25 Q2	FY 2024-25 Q3	FY 2024-25 Q4	FY 2025-26 Q1
Official Warning Letter			1	
Written Instruction / Education	2	5	15	
Actions	1	5	16	0

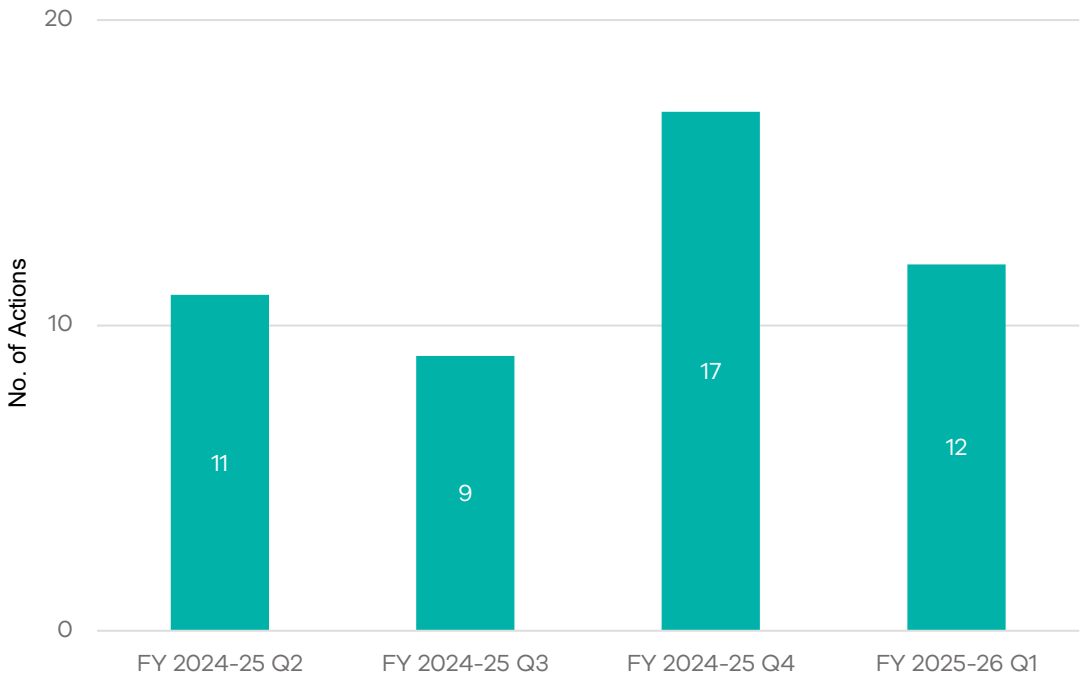
## S110 / S110a Notices

Reasons for notice	FY 2024-25 Q2	FY 2024-25 Q3	FY 2024-25 Q4	FY 2025-26 Q1
Work Without Licence or Consents	1			2
Authorised Activity Compliance				1
Public Safety and Site Security				1
Hazardous Materials Management	1	1		
Ground Disturbance	1			
Tailings and Slime Management	3		1	6
Waste and Redundant Plant	2	1		2
Reporting; Monitoring and Auditing		1		
Total notices issued	8	3	1	12

## Enforcement

Compliance Action	FY 2024-25 Q2	FY 2024-25 Q3	FY 2024-25 Q4	FY 2025-26 Q1
Infringement Notice		1		
Direction	1			
Actions	1	1	0	0

Compliance Actions by Quarter



- In Q1 there were 12 compliance enforcement actions issued out of which 6 were s110/s110a notices relating to tailings and slime management.



# Compliance Incidents FY 2025-26 Q1

## Mineral site incidents

Incidents	FY 2024-25 Q2	FY 2024-25 Q3	FY 2024-25 Q4	FY 2025-26 Q1
Fire Precautions & Risk Control		1	3	
Environmental Incident Notification			3	
Drainage, Erosion & Discharge			1	
Waterway Quality & Aquatic Habitat	1			
Dust Emissions	1		1	
Explosives Air & Ground Vibration	2			
Other		2	1	2
<b>Total Incidents</b>	<b>4</b>	<b>3</b>	<b>9</b>	<b>2</b>
<b>Unique sites</b>	<b>4</b>	<b>2</b>	<b>9</b>	<b>2</b>

- In Q1, a total of 14 incidents were reported. Notably, 12 of these incidents originated from just two declared mine sites, with each site accounting for 6 incidents.

## Declared mine incidents

Incidents	FY 2024-25 Q2	FY 2024-25 Q3	FY 2024-25 Q4	FY 2025-26 Q1
Fire Precautions & Risk Control	50	47	17	10
Internal Roads & Tracks	1			
Slope Stability	1			2
<b>Total Incidents</b>	<b>52</b>	<b>47</b>	<b>17</b>	<b>12</b>

# Community Complaints FY 2025-26 Q1

Complaints	FY 2024-25 Q2	FY 2024-25 Q3	FY 2024-25 Q4	FY 2025-26 Q1
Work without License or Consents	2	3	4	1
Dust Emissions	1		2	
Environmental Incident Notification				1
Cyanide Management				1
Explosives Air & Ground Vibration	1			5
Authorized Activity Compliance		2		
Groundwater Impacts				1
Noise Emissions			1	3
Community Engagement		1		
Other				1
Complaints Management			1	
Rehabilitation of Site			1	
Public Safety & Site Security				
Fire Precautions & Risk Control	1			
Drainage, Erosion & Discharge			1	1
Total Complaints Received	5	6	10	14
Unique Tenements	4	4	6	7
Unique Informants	5	6	10	14

# Compliance Community Reference Group Attendance FY 2025-26 Q1

Tenement	Tenement Holder	LGA	FY 2024-25 Q2	FY 2024-25 Q3	FY 2024-25 Q4	FY 2025-26 Q1
MIN4644	Mandalay Resources Costerfield Operations Pty Ltd	Greater Bendigo	1	1	1	1
MIN4701	Maddingley Brown Coal Pty Ltd	Moorabool			1	1
MIN5003	EnergyAustralia Yallourn Pty Ltd	Latrobe	1	1	1	
MIN5004	Hazelwood Power Corporation Pty Ltd	Latrobe	1		1	
MIN5146	Kaiser Operations Pty Ltd	Mount Alexander	1		1	1
MIN5189	AGL Generation Holdco Pty Ltd, AGL Generation Proprietary Limited	Latrobe		1		
MIN5260	Stawell Gold Mines Pty Ltd	Northern Grampians	1	1	1	1
MIN5396	Victory Minerals Pty Ltd	Ballarat	1	1	1	
MIN5404	Fosterville Gold Mine Pty Ltd	Greater Bendigo	1	1	1	1
MIN5458	Basin Minerals Holdings Pty Ltd	Mildura		1		1
MIN5497	Basin Minerals Holdings Pty Ltd	Mildura		1		1
MIN5525	Basin Minerals Holdings Pty Ltd	Mildura		1		1
MIN5567	Mandalay Resources Costerfield Operations Pty Ltd	Greater Bendigo	1	1		
Attendance			8	10	8	8

# Department of Energy, Environment and Climate Action

## Resources Victoria - Regulatory Operations

8 Nicholson Street  
East Melbourne VIC 3002  
Telephone: 1300 366 356

© Copyright State of Victoria, Department of Energy, Environment and Climate Action  
2025

Except for any logos, emblems, trademarks, artwork and photography, this document is made available under the terms of the Creative Commons Attribution 3.0 Australia licence.

Resources Victoria Regulatory Operations performance reporting site:  
[Regulator performance reporting - Resources Victoria](#)