




Earth Resources Regulator Minerals Performance Report

2024-25 Q1



We acknowledge and respect Victorian Traditional Owners as the original custodians of Victoria's land and waters, their unique ability to care for Country and deep spiritual connection to it.

We honour Elders past and present whose knowledge and wisdom has ensured the continuation of culture and traditional practices.

Resources Victoria is committed to genuinely partnering with Victorian Traditional Owners and Victoria's Aboriginal community to progress their aspirations.

Mineral Summary FY 2024-25 Q1 (1 July 2024 to 30 Sept 2024)



Licence Applications /
Licence Variations

2

new licences granted

100%

licences granted within
statutory timeframes

105

licence applications pending

65

licence variations approved



Current Licences

429

exploration licences

112

mining licences

39

prospecting licences

48

retention licences



Work Plans

100%

of decisions made within
statutory timeframes

6

work plans approved



Compliance

32

compliance activities

1

enforcements

22

incidents

5

complaints received



Bonds

\$739.5

million bonds held

13

bond assessments completed

Mineral summary – licence decision timelines

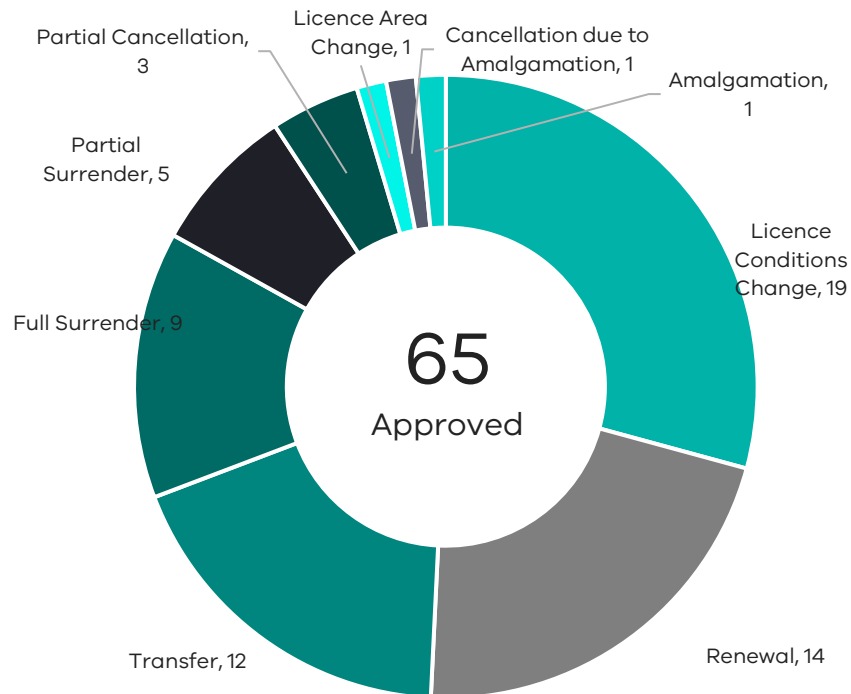
What we promised

- Reduce decision timeframes by 15 per cent (Towards 2030: Resources Victoria Strategy)
- Clear 95 percent of the backlog of long-term mineral licence applications by 30 June 2024 (Towards 2030: Resources Victoria Strategy)

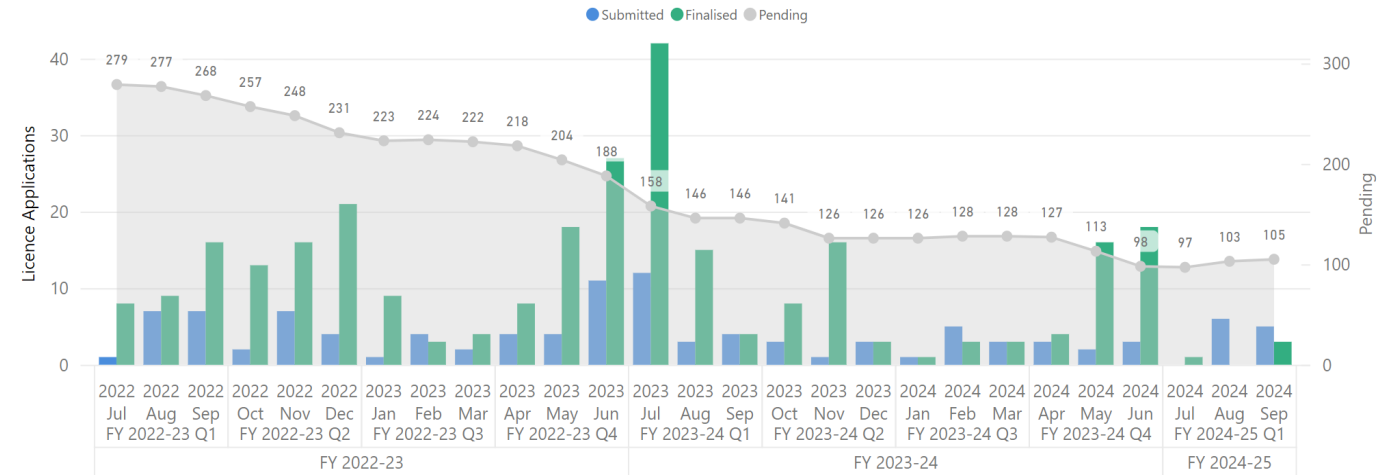
What we delivered in FY2024/25 Q1

- There were 105 licence applications pending at the end of Q1 compared to 146 same time last year.
- 65 licence variations approved – includes 14 renewals
- Two new exploration licences were granted in the quarter both granted within statutory time frame
- Six work Plans approved
- 100% of work plan decisions made within Statutory Timeframe

Licence Variations Approved



Licence Applications



Mineral summary – rehabilitation liabilities

What we promised

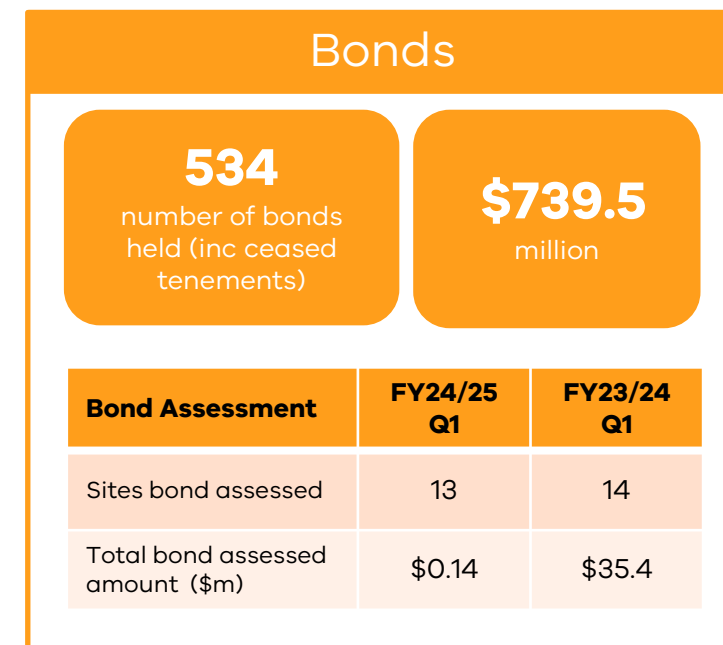
- Ensure adequate rehabilitation bonds are in place to reduce liability of earth resources sites to government ([Towards 2030: Resources Victoria Strategy](#))
- Continue to deliver on our commitments in the [Regulatory Practice Strategy for the Rehabilitation of Earth Resources Sites](#)

What we delivered in Q1

- Assessed \$140K from 13 bonds.
 - \$30K from initial bonds
 - \$110K bond released as rehabilitation commitments were met.

What the numbers tell us

- The number of bond assessments were similar to the same time last financial year.
- There were no bond increases in the quarter.
- Progressive rehabilitation and more frequent self-assessment can reduce bond held to accurately reflect current rehabilitation liability (see resources.vic.gov.au/community-and-land-use/rehabilitation for more information)



Rehabilitation bond assessments in FY2024-25 Q1

Bond Assessment	FY 2023-24 Q2		FY 2023-24 Q3		FY 2023-24 Q4		FY 2024-25 Q1		Rolling Total	
	Assessed	Amount	Assessed	Amount	Assessed	Amount	Assessed	Amount	Assessed	Amount
Initial Bond	11	\$110,000	26	\$409,500	4	\$40,000	3	\$30,000	44	\$589,500
Bond Increase	1	\$2,000	7	\$814,600	1	\$178,000	-	-	9	\$994,600
Full Release	-	-	3	\$30,000	7	\$65,000	10	\$110,500	20	\$205,500
Partial Release	-	-	-	-	1	\$5,500	-	-	1	\$5,500
No Change	3	-	2	-	2	-	-	-	7	-
Total Value of Assessments	15	\$112,000	38	\$1,254,100	15	\$288,500	13	\$140,500	81	\$1,795,100

Minerals summary – compliance

What we promised

- Compliance actions that protect the environment, members of the public, land, property and infrastructure ([Towards 2030: Resources Victoria Strategy](#))

What we delivered in Q1

- 32 audits, inspections and meetings across 20 sites including the Latrobe Valley Declared mines which have a scheduled inspection and audit programme
- Attended seven community reference groups related to large mine operations.
- Responded to increased complaints related to blasting noise and vibration
- Updates on regulatory actions can be view on the [regulatory actions webpage](#)

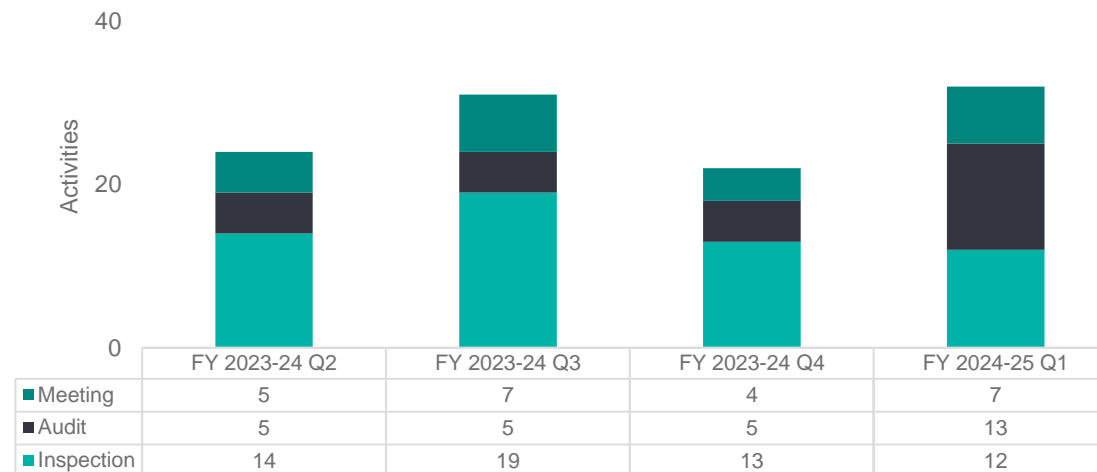
What the numbers tell us

- In Q1 FY2024-25, Five community complaints were received for four sites.
- Increased audits related to tailings management as well as closed mine sites in regard to site rehabilitation.
- Declared mines engagement in the Latrobe Valley focuses on stability, fire prevention and rehabilitation at all sites as well as progressing the Declared Mine Rehabilitation Programme.

32
Activities

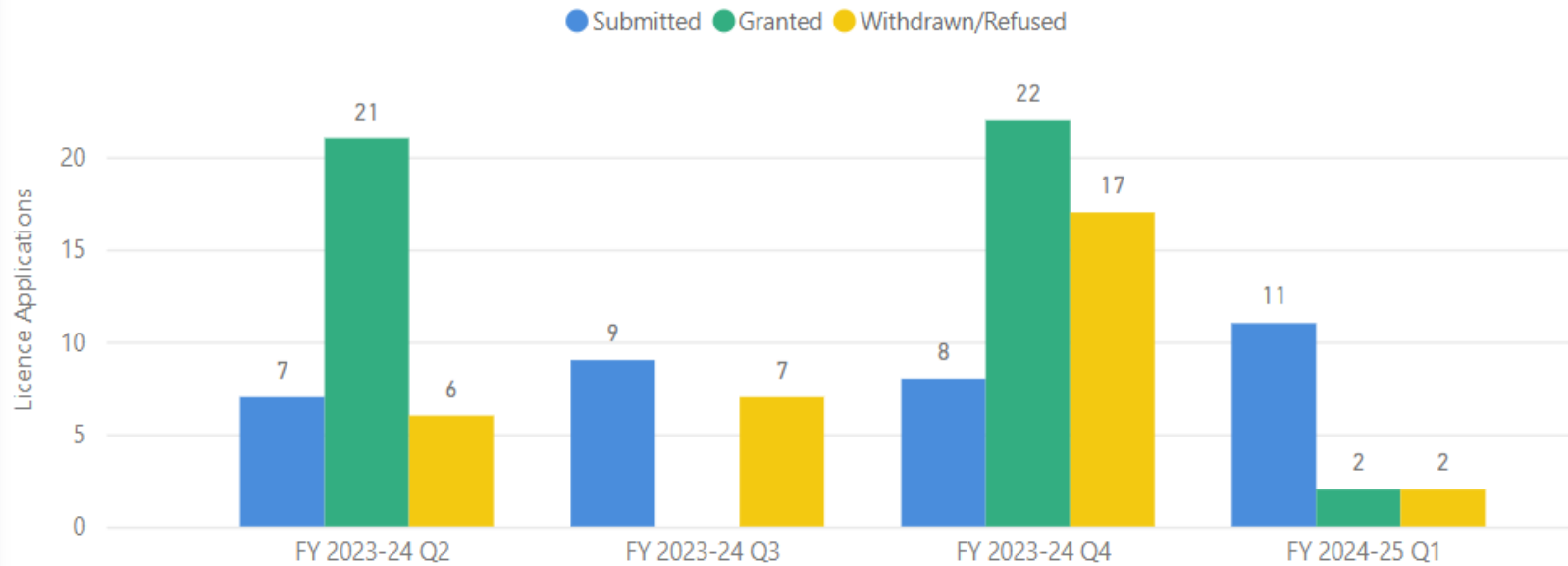
20
Unique sites

Compliance Activities Quarterly Summary

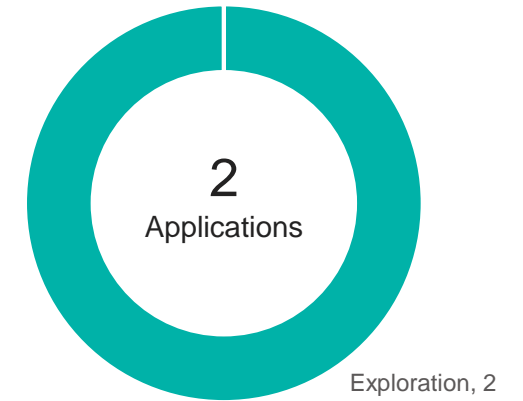


Mineral Licences FY2024-25 Q1 (01 Jul 2024 to 30 Sept 2024)

Mineral Application Submitted, Granted and Withdrawn/Refused



FY 2024-25 Q1 Granted Application by Licence Types



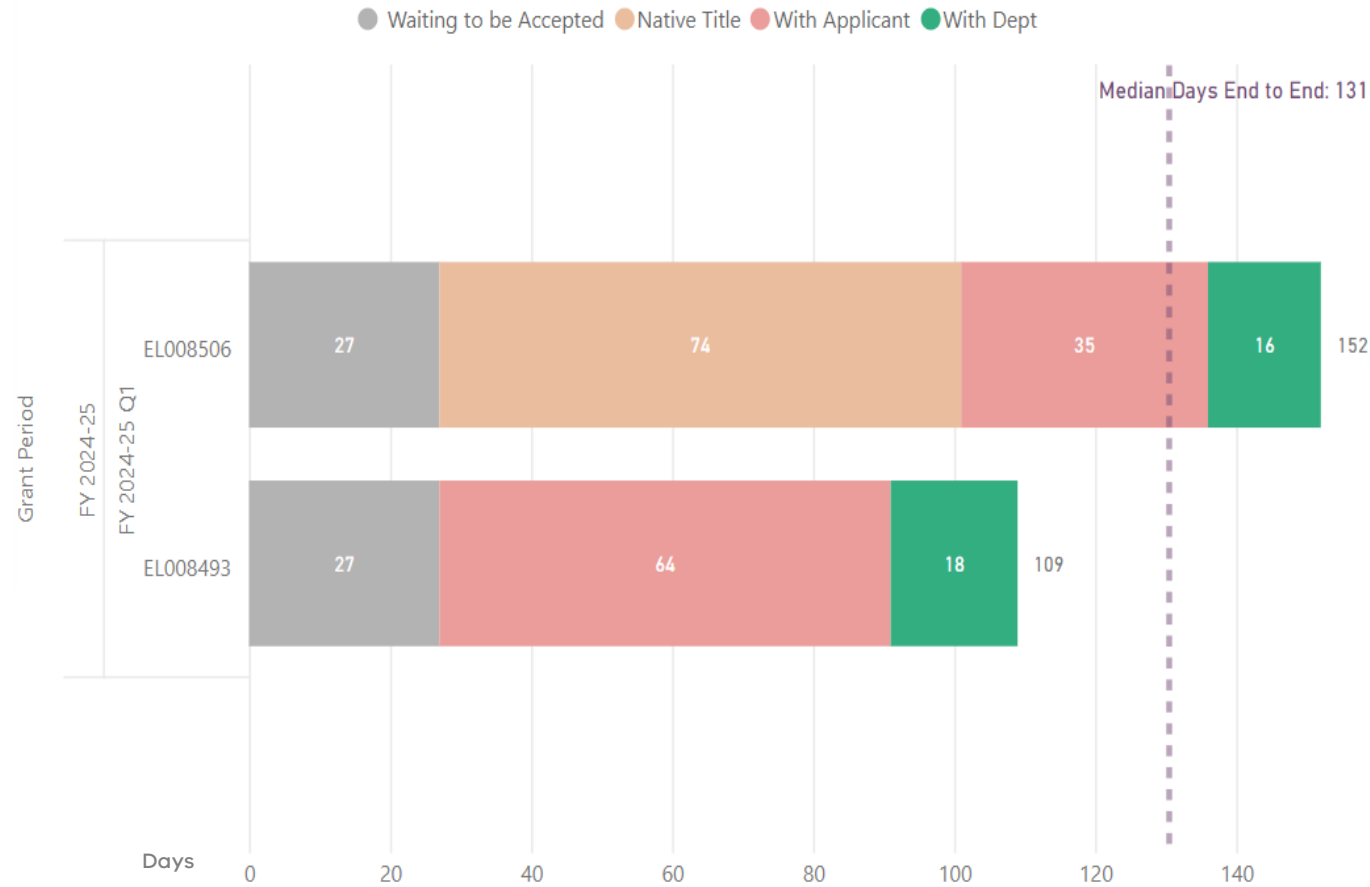
Mineral Application granted within statutory time frame (STF)

Decisions Time Frame	FY 2023-24 Q2	FY 2023-24 Q3	FY 2023-24 Q4	FY 2024-25 Q1	Rolling Total
Within STF	9	-	14	2	25
Over STF	12	-	8	0	20
Total	21	-	22	2	45
% Within STF	43%	-	64%	100%	55%

- In Q1, 11 licence applications were received, 10 exploration and one prospecting.
- Two exploration licence applications were granted within statutory time frame.
- Two exploration licences applications were withdrawn by the applicant.

Minerals Licence Granted in FY2024-25 Q1 (01 Jul 2024 to 30 Sept 2024)

Exploration Licence Applications Submitted to Granted (End to End)



Granted Primary Minerals

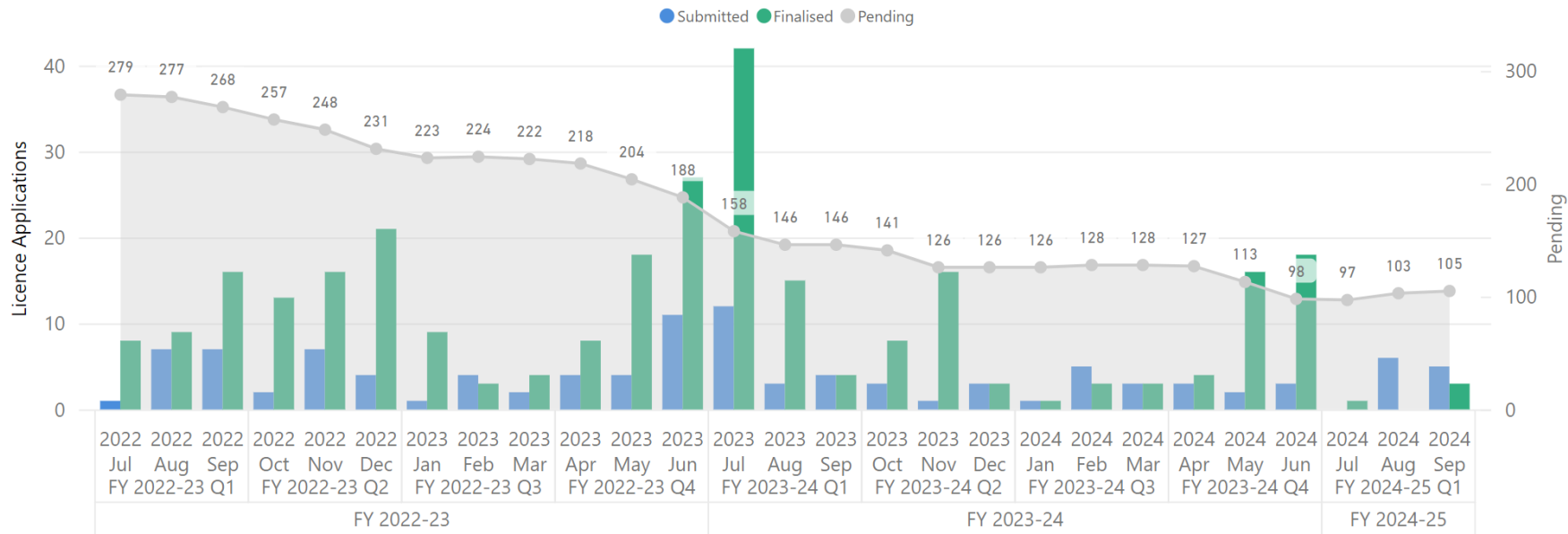


Stage	FY24-25 Q1 Average Days	FY23-24 Q1 Average Days	FY22-23 Q1 Average Days	FY21-22 Q1 Average Days
Mineral Applications Granted	2	20	22	23
Waiting to be Accepted	27	46	104	122
Competing Application	0	227	0	277
Native Title	74	221	407	272
With Department	17	105	108	64
With Applicant	50	75	148	118
End to End	131	414	564	446

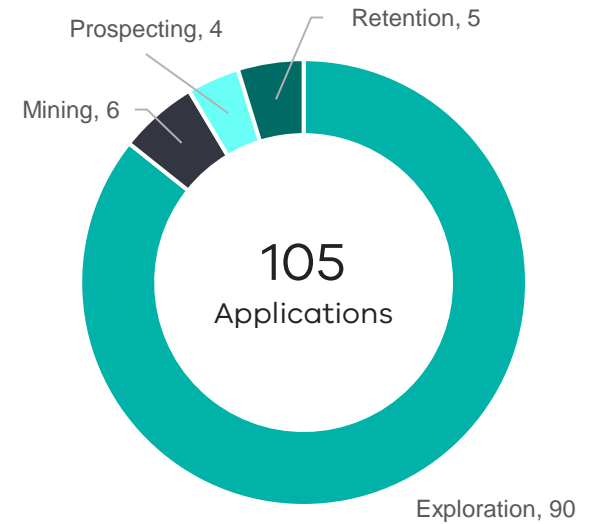
- In Q1 FY 24-25 two exploration licence applications were granted.
- The median End to End timeframe for exploration licences granted in Q1 was 131 days.

Mineral Licence Applications Pending In the System (30 Sept 2024)

Mineral Applications Summary by Status



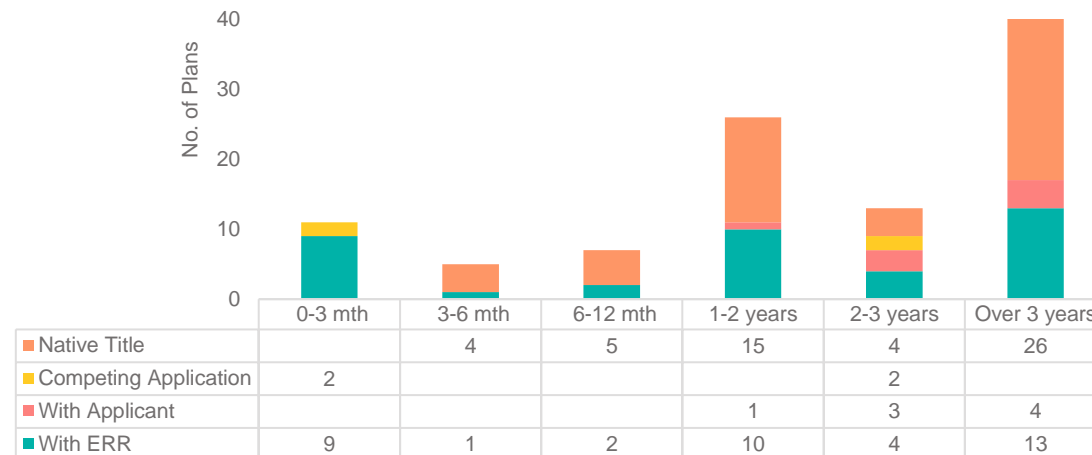
Pending Application Licence Types



Pending Licence Application Stage

Pending Application Stage	No.
Native Title	54
With ERR	39
With Applicant	8
Competing Applications	4
Pending Applications	105

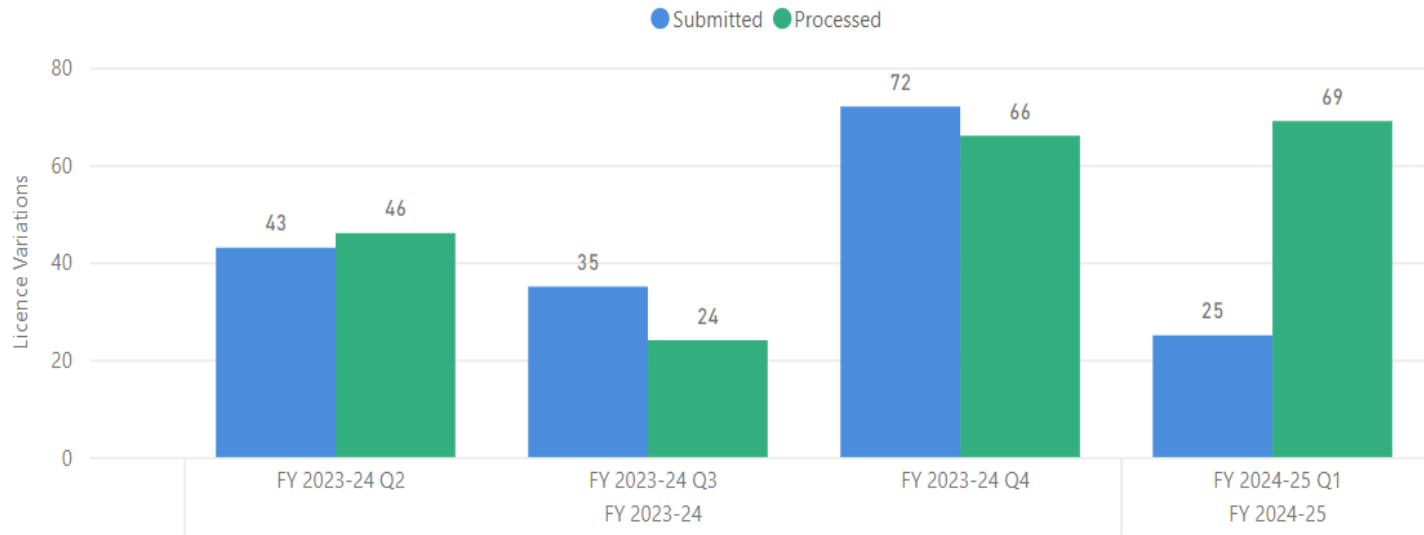
Stage Duration of pending licence applications



- As at 30 Sept 2024 there were 105 pending licence applications.
 - 59% (62) of applications are in the Native Title process or with the applicant.
 - 31% (43) applications are with ERR
- 43 out of the 105 pending applications were over three years old.

Mineral Licence Variations FY 2024-25 Q1 (01 Jul 2024 to 30 Sept 2024)

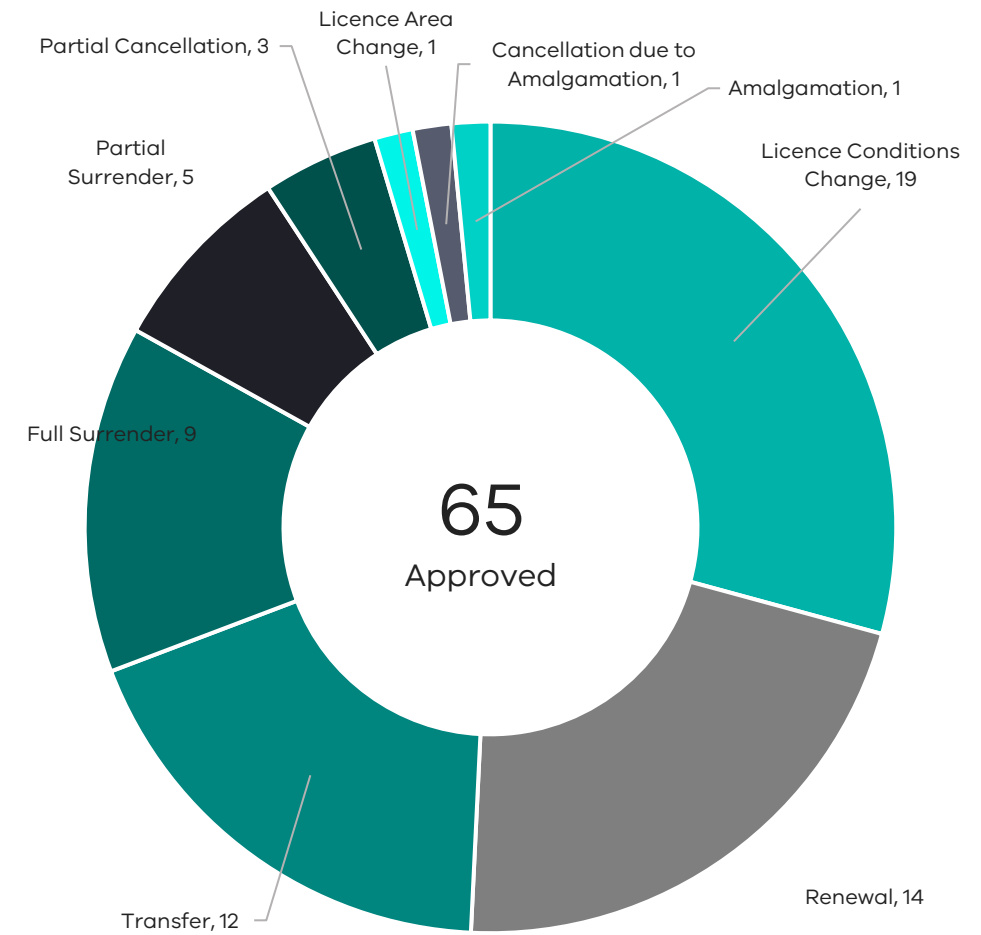
Variation Submitted and Processed



Variation Processed

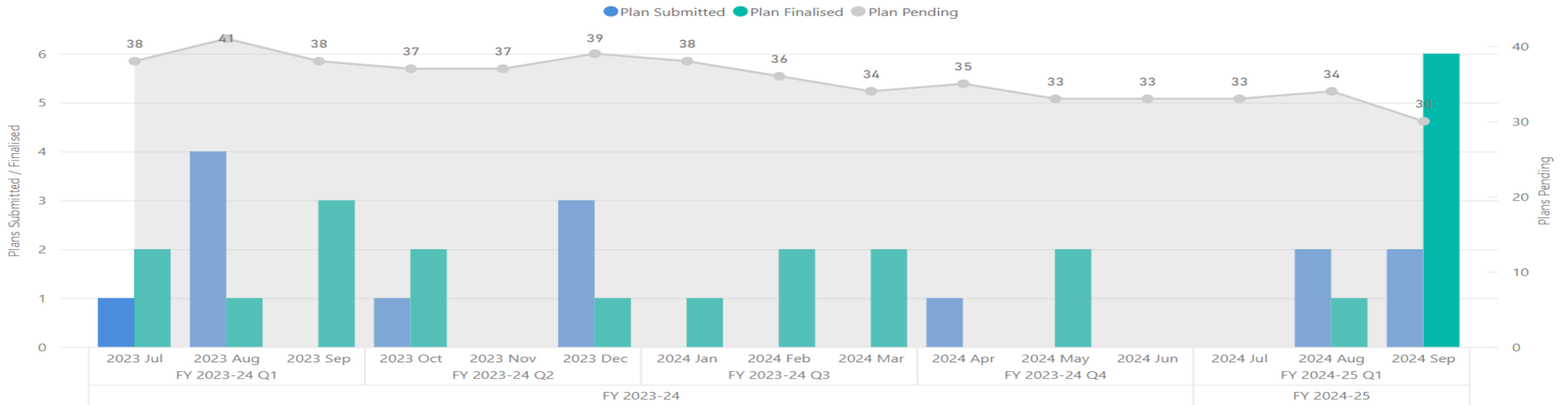
Licence Variation Status	FY 2023-24 Q2	FY 2023-24 Q3	FY 2023-24 Q4	FY 2024-25 Q1	Rolling Total
Approved	46	20	51	65	182
Withdrawn	0	3	13	4	20
Declined	0	1	2	0	3
Licence Variations Total	46	24	66	69	205

Variation Approved FY2024-25 Q1



Mineral Work Plan Applications In the System (30 Sept 2024)

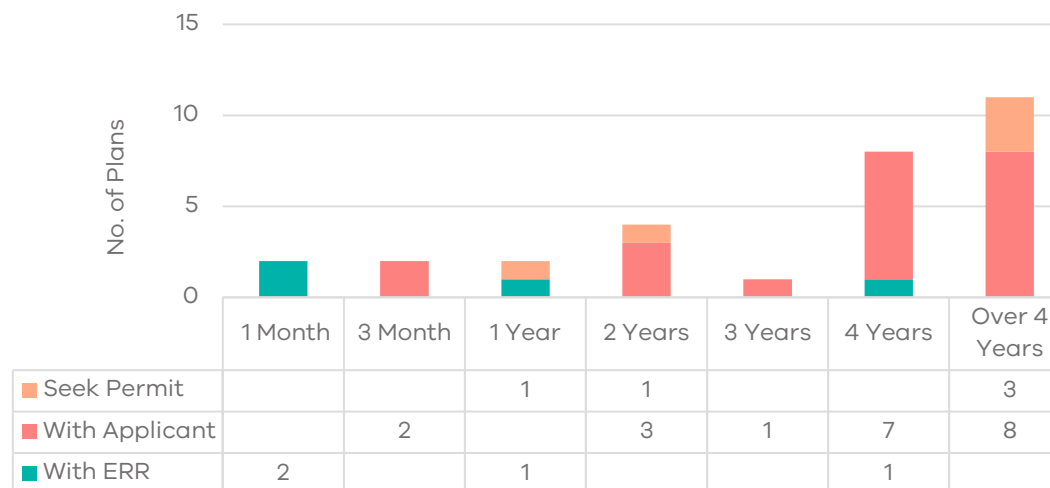
Mineral Work Plans Summary by Status



Work Plan Application Stage

Stage	No.
With Applicant	20
Seeking Planning Permit	5
With ERR for Assessment	5
Work Plans Applications	30

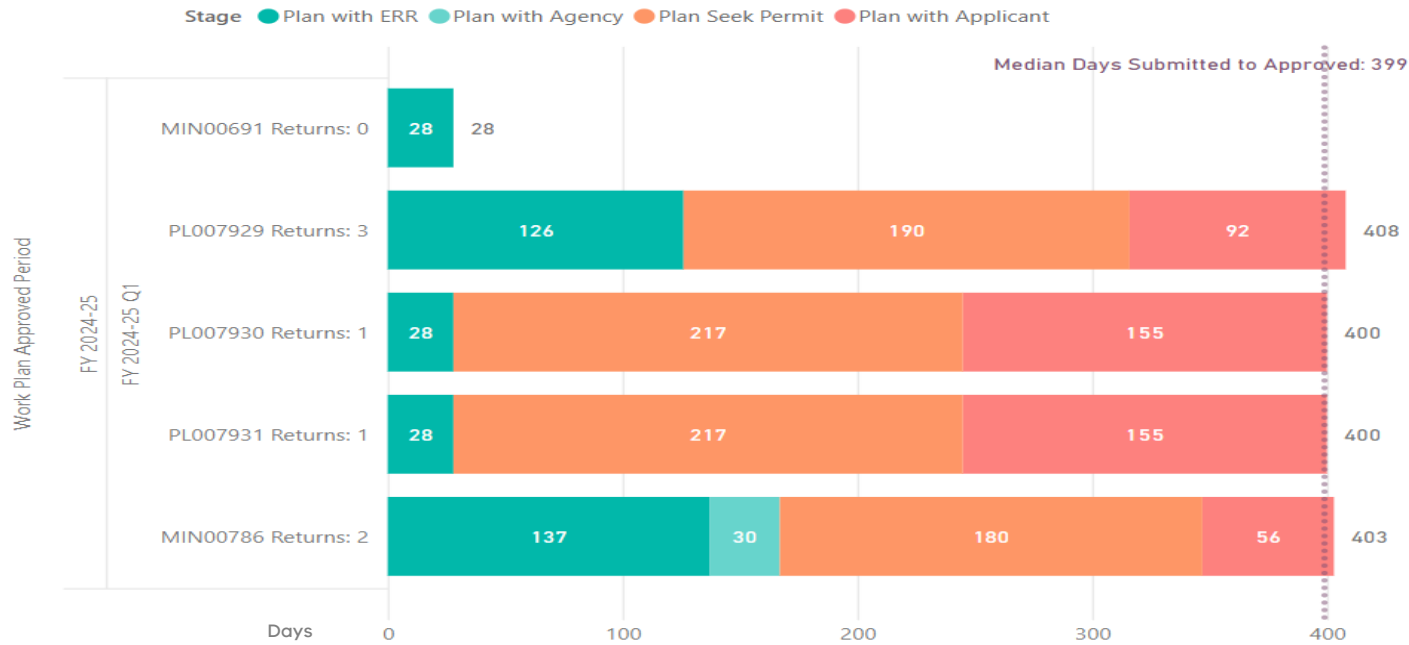
Stage Duration of work plan applications



- There are 30 minerals work plan applications as of 30 Sep 2024.
- 83% (25) of the work plan applications were with applicant or with applicant seeking a planning permit.

Initial Mineral Work Plan Approved in FY 2024-25 Q1 (01 Jul 2024 to 30 Sept 2024)

Work Plan Submitted to Approved – Planning Permit Required



5 Work Plans Approved

Geographic location

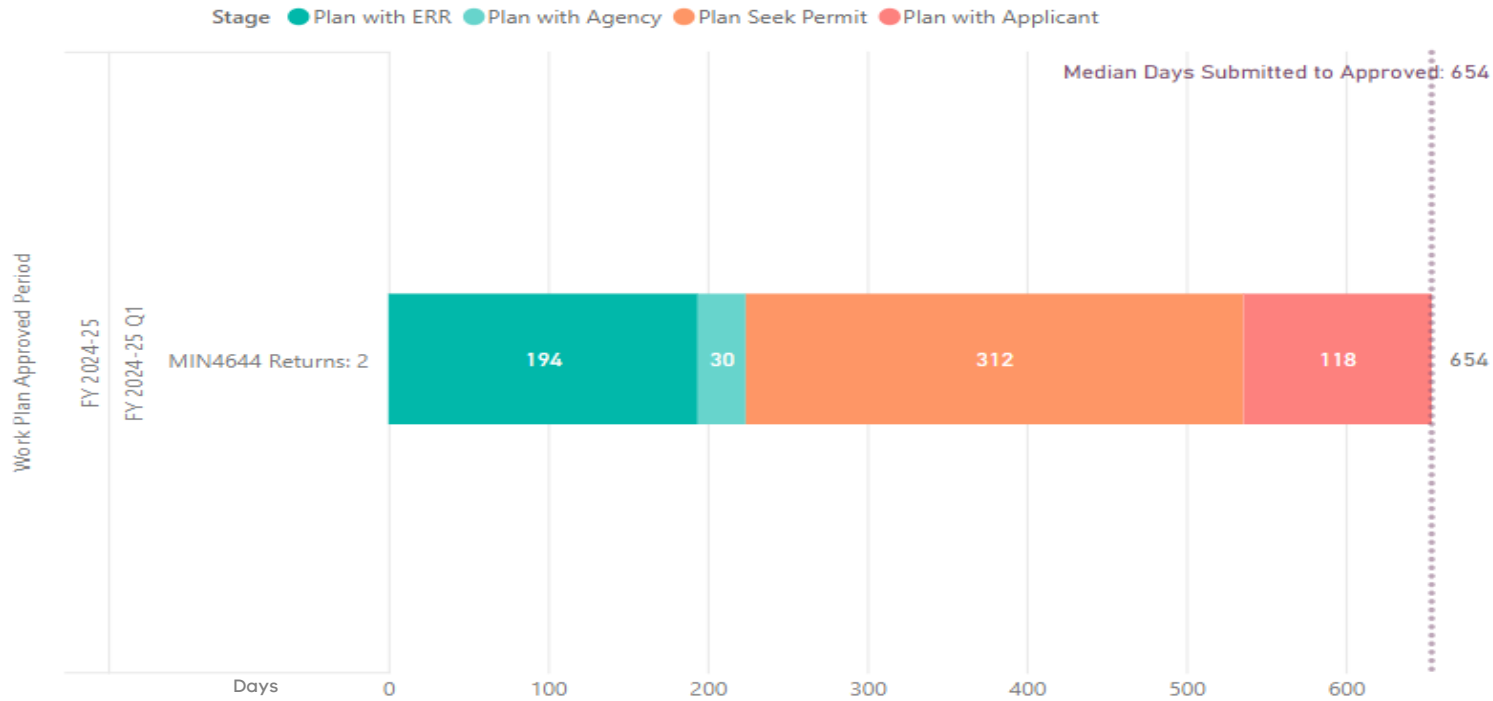
Tenement	Area Ha	Km from GPO	RV Region	Primary LGA
PL007931	5.0	344.3	North	Yarriambiack
PL007930	5.0	344.5	North	Yarriambiack
PL007929	5.0	344.6	North	Yarriambiack
MIN007866	61.7	351.4	North	Yarriambiack
MIN006916	162.7	153.9	North	Loddon

Stage	Q1 FY24/25 Median Days	Q1 FY23/24 Median Days	Q1 FY22/23 Median Days	Q1 FY21/22 Median Days
Work Plans Approved	5	2	-	5
With ERR	41	60	-	61
With Applicant	92	155	-	22
Seek Permit	204	-	-	204
Plan Submitted to Approval	399	215	-	78

- In Q1 there were five initial mineral work plans approved.
- Average no. of returns to applicant was one

Work Plan Variation Approved in FY 2024-25 Q1 – Planning Permit Required

Work Plan Submitted to Approved – Planning Permit Required



1 Work Plan Approved

Geographic location

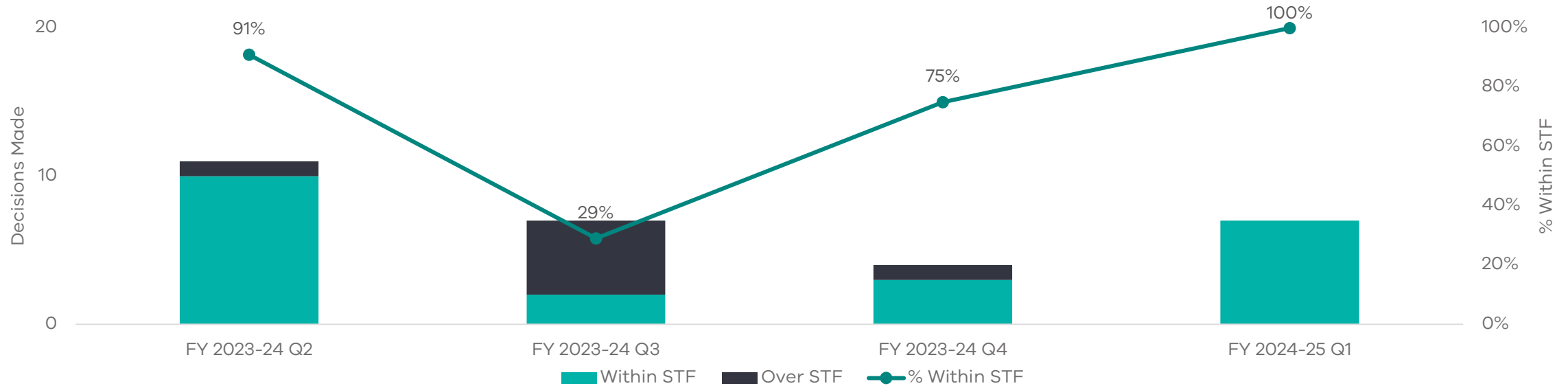
Tenement	Area Ha	Km from GPO	RV Region	Primary LGA
MIN4644	1219.30	103.67	North	Greater Bendigo

Stage	Q1 FY24/25 Median Days	Q1 FY23/24 Median Days	Q1 FY22/23 Median Days	Q1 FY21/22 Median Days
Work Plans Approved	1	0	0	0
With ERR	194	-	-	-
With Applicant	118	-	-	-
Seek Permit	312	-	-	-
Plan Submitted to Approval	654	-	-	-

- In Q1 FY2023-24, One work plan variation requiring a planning permit was approved.

Work Plan Decisions Made Within Statutory Time Frame (STF)

Annual Summary - Work Plan Decision Time Frames



Work Plan Decision Time Frames

Decisions Time frame	FY 2023-24 Q2	FY 2023-24 Q3	FY 2023-24 Q4	FY 2024-25 Q1
Within STF	10	2	3	7
Over STF	1	5	1	0
Decisions	11	7	4	7
% Within STF	91%	29%	75%	100%

Quarter 1 decision outcomes

Outcomes	Within STF	Over STF	Q1 Total
Return to Applicant	3	0	3
Approved by Delegate	4	0	4
Total	7	0	7

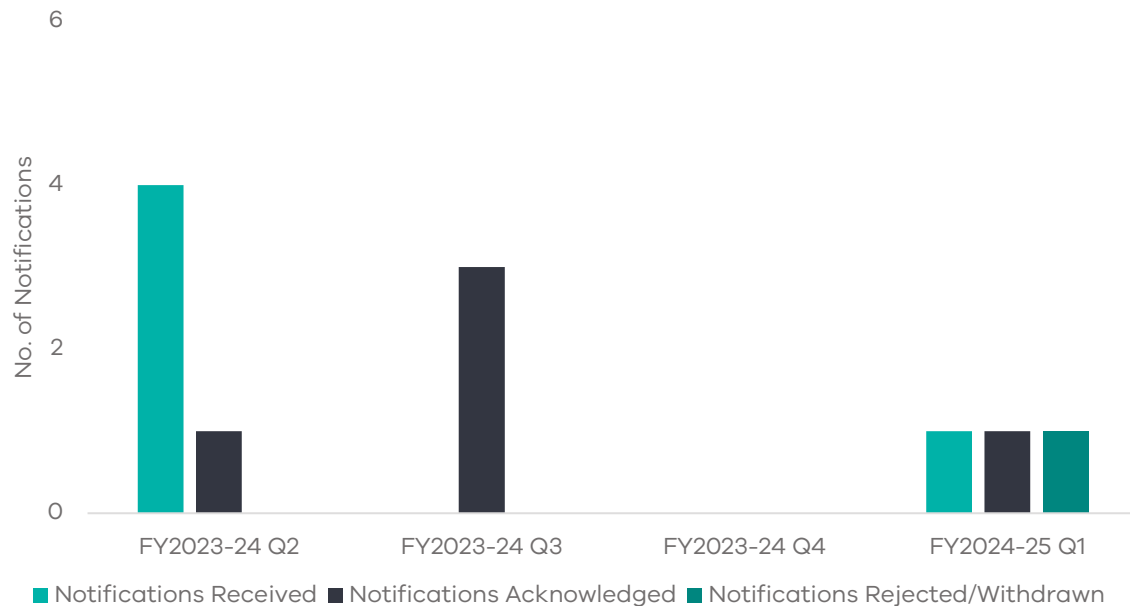
- In Q1, 7 mineral work plan decisions were made within statutory time frame:
 - Four work plans were approved;
 - Three was returned to the applicant;

Work Plan Administrative Updates by Notification

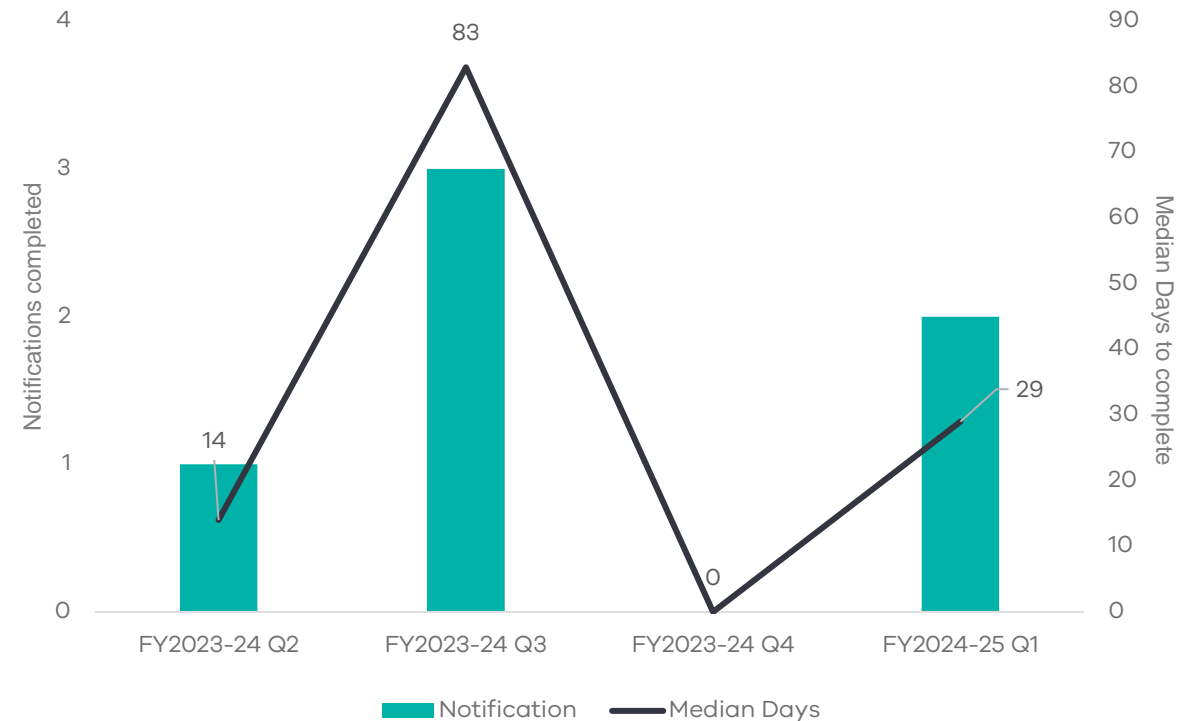
Mineral industries	FY 2023-24 Q2	FY 2023-24 Q3	FY 2023-24 Q4	FY 2024-25 Q1	Rolling Total
Notifications Received	4	0	0	1	5
Notifications Acknowledged	1	3	0	1	5
Notifications Rejected / Withdrawn	0	0	0	1	1

- In Q1 There was one administrative updates received, one was acknowledged, and one was refused as it did not meet the criteria for an administrative update.

Administrative updates by notification



Notifications Completed and Median Days

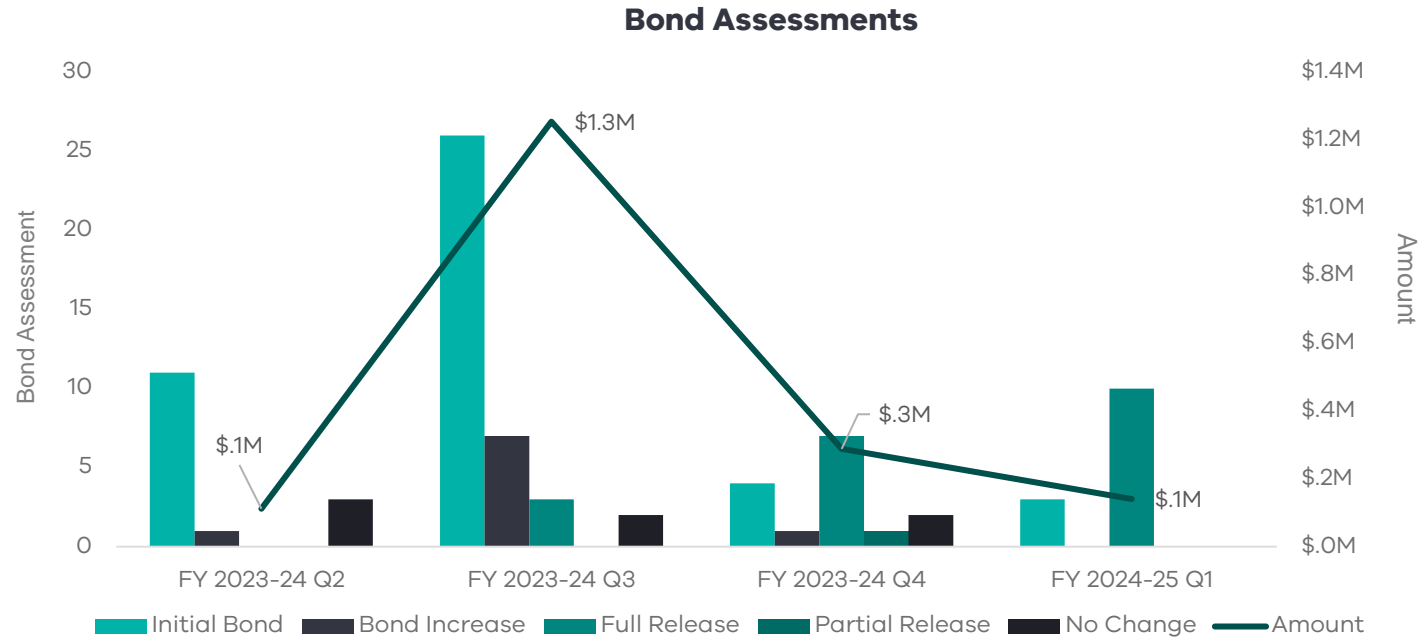


Mineral Bond Assessments

534

number of bonds held

\$739.5 million
as of 30 Sep 2024



- In Q1, 13 bond reviews were undertaken totalling ~ \$140K.
 - \$30K – Initial bonds
 - \$110K – Bond released
- Bonds were determined primarily for exploration licence initial bonds or releasing the bond after successfully rehabilitating the land in accordance with the approved work plan.

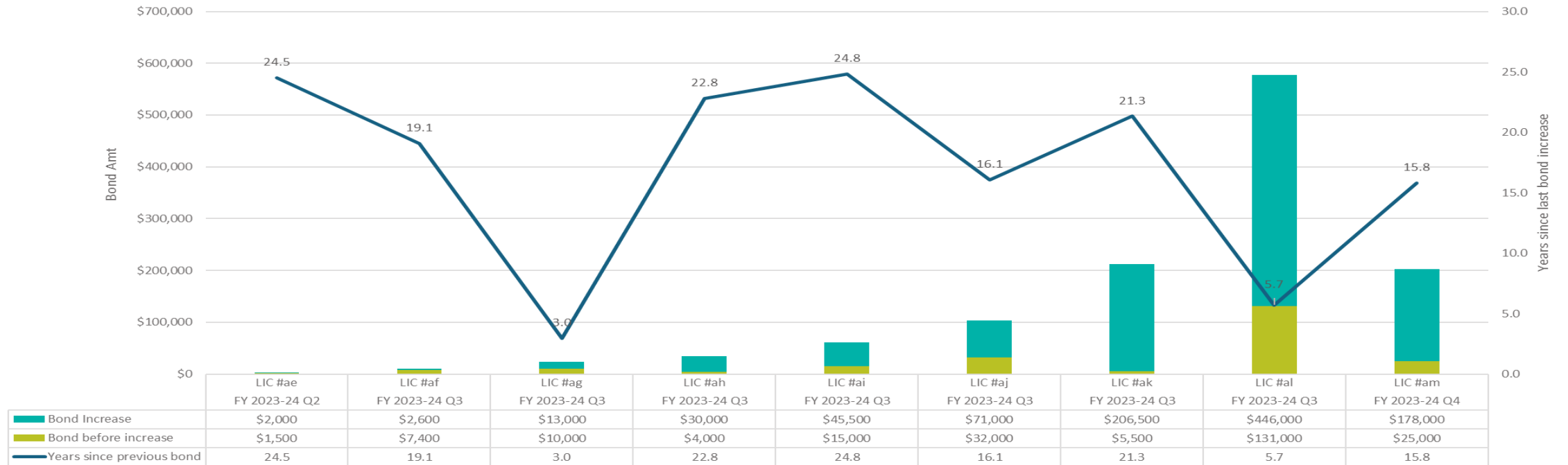
Link to website on bonds information and public bonds dashboard: [Rehabilitation - Resources Victoria](#)

Annual Summary - Bond Assessments

Bond Assessment	FY 2023-24 Q2		FY 2023-24 Q3		FY 2023-24 Q4		FY 2024-25 Q1		Rolling Total	
	Assessed	Amount	Assessed	Amount	Assessed	Amount	Assessed	Amount	Assessed	Amount
Initial Bond	11	\$110,000	26	\$409,500	4	\$40,000	3	\$30,000	44	\$589,500
Bond Increase	1	\$2,000	7	\$814,600	1	\$178,000	-	-	9	\$994,600
Full Release	-	-	3	\$30,000	7	\$65,000	10	\$110,500	20	\$205,500
Partial Release	-	-	-	-	1	\$5,500	-	-	1	\$5,500
No Change	3	-	2	-	2	-	-	-	7	-
Total Value of Assessments	15	\$112,000	38	\$1,254,100	15	\$288,500	13	\$140,500	81	\$1,795,100

Mineral Bond Increases

Bond Assessments – Bond Increase



Note: Mineral Licences have been deidentified.

\$45,500

Median Increased amount

19 years

Median years since previous bond increase

Bond Increase	FY 2023-24 Q2		FY 2023-24 Q3		FY 2023-24 Q4		FY 2024-25 Q1		Rolling Total	
	No. bond Assessed	Amount	No. bond Assessed	Amount	No. bond Assessed	Amount	No. bond Assessed	Amount	No. bond Assessed	Amount
Renewal	1	\$2,000	6	\$801,600	1	\$178,000	-	-	8	\$981,600
Work Plan Variation			1	\$13,000			-	-	1	\$13,000
Total Increases	1	\$2,000	7	\$814,600	1	\$178,000	-	-	9	\$994,600

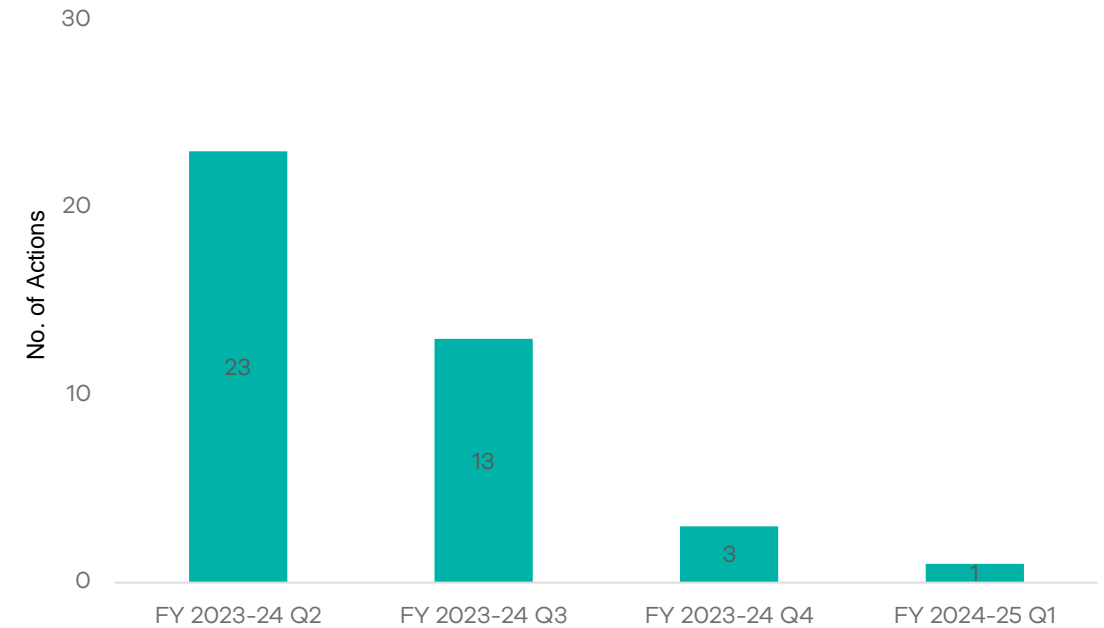
- In Q1 there were no further bond assessments.

Compliance Actions

S110 / S110a Notices

Reasons for notice	FY 2023-24 Q2	FY 2023-24 Q3	FY 2023-24 Q4	FY 2024-25 Q1	Rolling Total
Tailings and Slime Management	1	2	2		5
Hazardous Materials Management		1			1
Authorised Activity Compliance		1			1
Waste and Redundant Plan		1			1
Impacts outside Tenement Site	1				1
Work Without Licence or Consents		1			1
Noxious Weeds, Plants and Pests	1				1
Other	1				1
Total	4	6	2	0	12

Total Compliance Actions by Quarter



Enforcement and Education

Compliance Action	FY 2023-24 Q2	FY 2023-24 Q3	FY 2023-24 Q4	FY 2024-25 Q1	Rolling Total
Infringement Notice	11	3	0	0	14
Official Warning Letter	8	3	0	0	11
Written Instruction / Education	0	1	1	1	3
Actions	19	7	1	1	35

- In Q1 there was one compliance enforcement actions issued.

More information on regulatory actions can be found here [Regulatory actions - Resources Victoria](#)

Compliance Incidents

Incidents	FY 2023-24 Q2	FY 2023-24 Q3	FY 2023-24 Q4	FY 2024-25 Q1	Rolling Total
Fire Precautions & Risk Control	32	39	8	14	93
Slope Stability	3		1	2	6
Other	1	1	1	3	6
Environmental Incident Notification	2	1	1	1	5
Dust Emissions	1		1	1	3
Water Dams		2			2
Public Safety & Site Security	1		1		2
Drainage, Erosion & Discharge		1	1		2
Explosives Air & Ground Vibration				1	1
Total Incidents	40	44	14	22	120
Unique sites	8	6	6	4	11 (unique)

- In Q1 there were 22 incidents reported mainly relating to smoulder or fire events at the declared mines.

All declared mine sites are required to have risk management and controls practices in place and report these events and activate the sites fire response and control systems as well as notify Fire Rescue Victoria

Community Complaints

Complaints	FY 2023-24 Q2	FY 2023-24 Q3	FY 2023-24 Q4	FY 2024-25 Q1	Rolling Total
Explosives Air & Ground Vibration		6	3	2	11
Dust Emissions	1		2	1	4
Impacts Outside Tenement Site	1		1		2
Noise Emissions	1			1	2
Work without License or Consents		2			2
Complaints Management			1		1
Public Safety & Site Security				1	1
Authorized Activity Compliance			1		1
Ground Disturbance			1		1
Complaints Received	3	8	9	5	25
Unique Tenements	3	5	4	4	7 (unique)
Unique Informants	3	6	7	5	19 (unique)

Compliance Community Reference Group Attendance

Tenement	Tenement Holder	LGA	FY 2023-24 Q2	FY 2023-24 Q3	FY 2023-24 Q4	FY 2024-25 Q1	Rolling Total
MIN4644	Mandalay Resources Costerfield Operations Pty Ltd	Greater Bendigo	1	1	1	1	4
MIN4701	Maddingley Brown Coal Pty Ltd	Moorabool		1	2		3
MIN5003	EnergyAustralia Yallourn Pty Ltd	Latrobe	1	1	1	1	4
MIN5004	Hazelwood Power Corporation Pty Ltd	Latrobe	1				1
MIN5146	Kaiser Operations Pty Ltd	Mount Alexander	1	1	1	1	4
MIN5189	AGL Generation Holdco Pty Ltd, AGL Generation Proprietary Limited	Latrobe				1	1
MIN5260	Stawell Gold Mines Pty Ltd	Northern Grampians		1	1		2
MIN5396	Victory Minerals Pty Ltd	Ballarat	1	1	1	1	4
MIN5404	Fosterville Gold Mine Pty Ltd	Greater Bendigo	1	1	1	1	4
MIN5567	Mandalay Resources Costerfield Operations Pty Ltd	Greater Bendigo			1	1	2
			6	7	9	7	29

Department of Energy, Environment and Climate Action

Earth Resources Regulator

8 Nicholson Street
East Melbourne VIC 3002
Telephone: 1300 366 356

© Copyright State of Victoria, Department of Energy, Environment and Climate Action
2024

Except for any logos, emblems, trademarks, artwork and photography, this document is made available under the terms of the Creative Commons Attribution 3.0 Australia licence.

Earth Resources Regulation performance reporting site:
[Regulator performance reporting - Resources Victoria](#)