


Earth Resources Regulator Minerals Performance Report

2024-25 Q3



We acknowledge and respect Victorian Traditional Owners as the original custodians of Victoria's land and waters, their unique ability to care for Country and deep spiritual connection to it.

We honour Elders past and present whose knowledge and wisdom has ensured the continuation of culture and traditional practices.

Resources Victoria is committed to genuinely partnering with Victorian Traditional Owners and Victoria's Aboriginal community to progress their aspirations.

Mineral Summary FY 2024-25 YTD (1 July 2024 to 31 Mar 2025)



Licence Applications /
Licence Variations

10

new licences granted

70%

licences granted within
statutory timeframes

88

licence applications in the
pipeline

159

licence variations approved



Current Licences

416

exploration licences

108

mining licences

36

prospecting licences

47

retention licences



Work Plans

93%

of decisions made within
statutory timeframes

9

work plans / work plan
variations approved



Compliance

94

compliance activities

21

enforcements

126

incidents

15

complaints received



Bonds

\$758

million bonds held

41

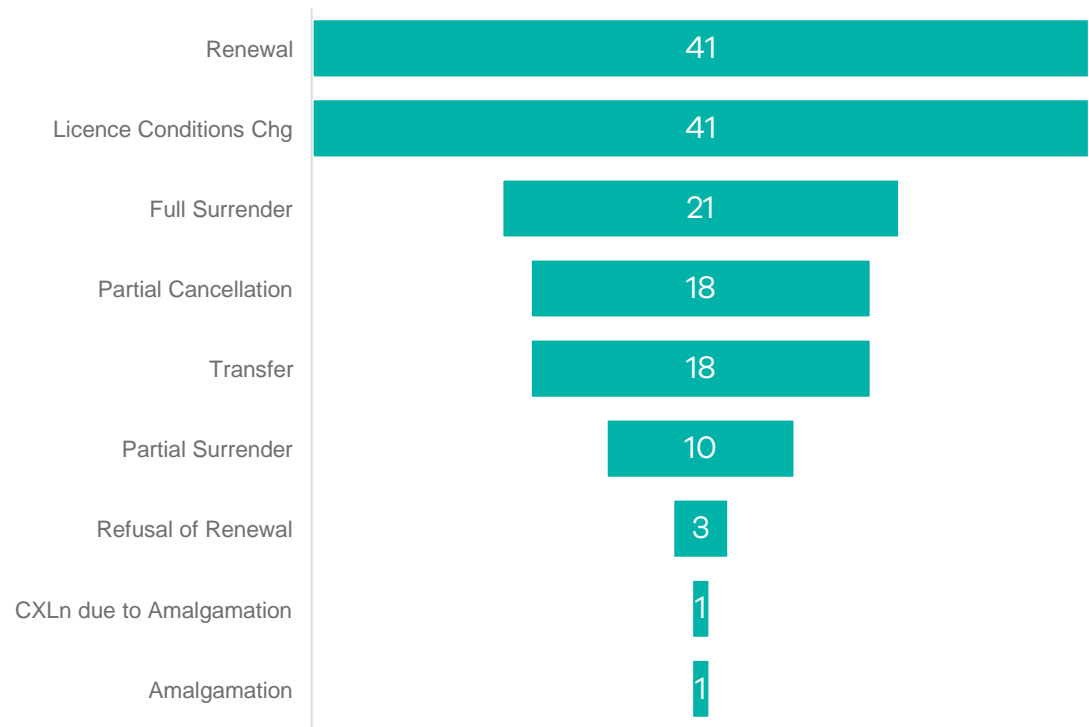
bond assessments completed

Mineral summary – licences, variations and work plans

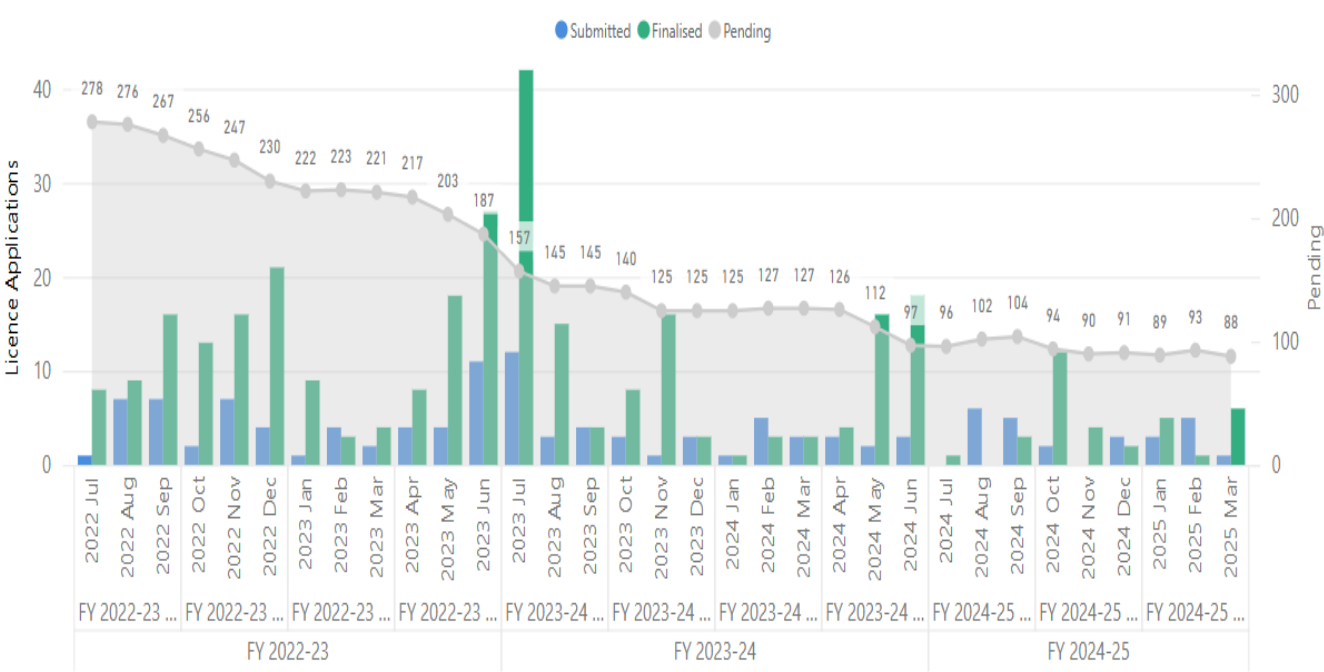
What we delivered in FY24/25 YTD

- 10 licence applications granted (9 exploration and 1 prospecting)
- Reduction of applications in the pipeline, with 88 licence applications in the pipeline at the end of FY24/25YTD compared to 127 same time last year. FY24/25 YTD 27 licence applications received and 34 processed.
- 154 licence variations approved – including 41 licence renewals and 41 licence condition changes
- There was a steady up take (13 out of 31) of licence applications, transfers and renewals that have used the compliance declaration since launch.
- 93% of work plan decisions (13 out of 14) made within statutory timeframe

Licence Variations: 154 Approved YTD



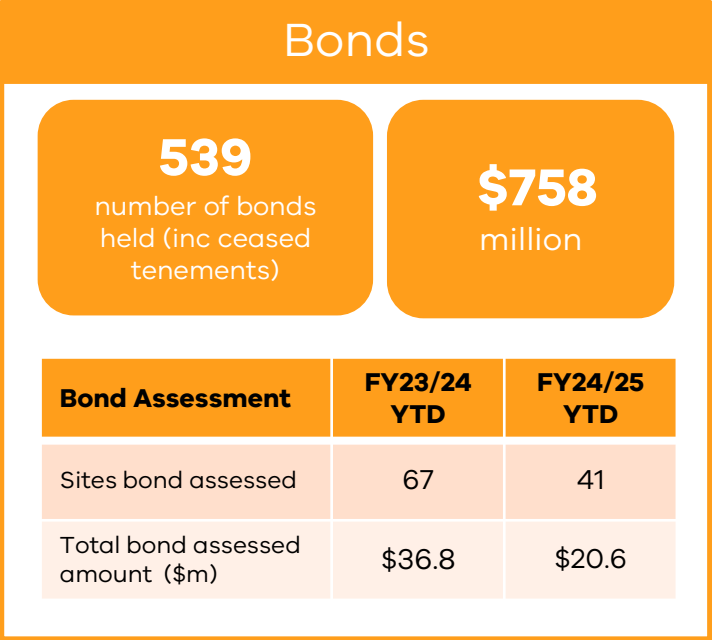
Licence Applications



Mineral summary – rehabilitation liabilities

What we delivered in FY24/25 YTD

- Assessed \$20.6M from 41 bonds.
 - 4 bond increase (\$20.2M)
 - 16 initial bonds (196K)
 - 19 bonds released as rehabilitation commitments were met (\$244K)
- Progressive rehabilitation and more frequent self-assessment can reduce bond held to accurately reflect current rehabilitation liability (for more information see resources.vic.gov.au/community-and-land-use/rehabilitation)
- Continue to deliver on our commitments in the [Regulatory Practice Strategy for the Rehabilitation of Earth Resources Sites](#)



Rehabilitation bond assessments last four quarters

Bond Assessment	FY 2023-24 Q4		FY 2024-25 Q1		FY 2024-25 Q2		FY 2024-25 Q3	
	Assessed	Amount	Assessed	Amount	Assessed	Amount	Assessed	Amount
Increase by	1	\$178,000			2	\$18,579,000	2	\$1,587,000
Full Release	7	\$65,000	10	\$110,500	4	\$30,000	5	\$103,000
Initial Bond	4	\$40,000	3	\$30,000	7	\$106,000	6	\$60,000
Partial Release of	1	\$5500						
No Change	2						2	
Total Value of Assessments	15	\$288,500	13	\$140,500	13	\$18,715,000	15	\$1,750,000

Minerals summary – compliance

What we delivered in FY24/25 YTD

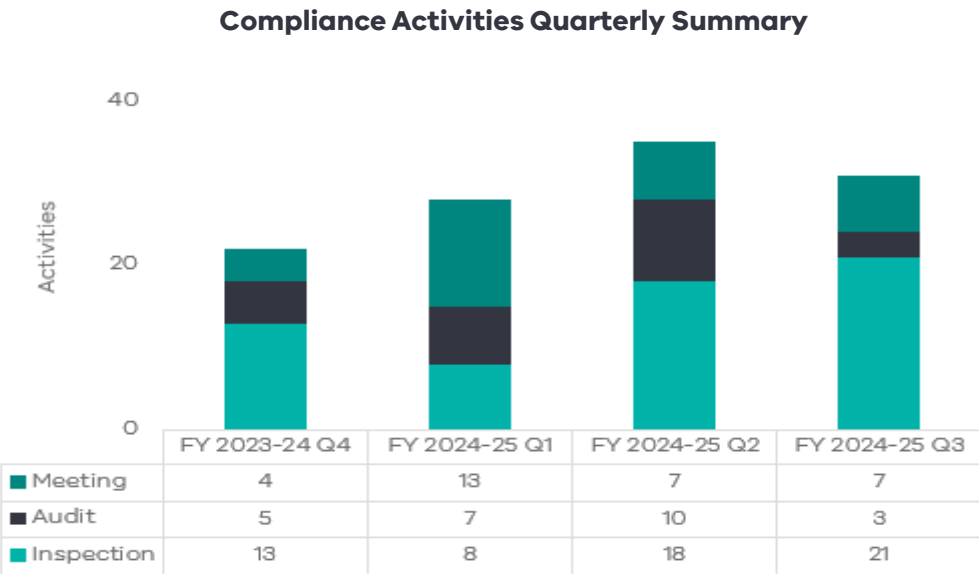
- 94 audits, inspections and meetings across 48 sites including the Latrobe Valley declared mines which have a scheduled inspection and audit program
- Attended 17 community reference groups related to large mine operations.
- 15 community complaints were received for 10 sites.
- Responded to increased complaints related to working without a licence and vibrations.

94

Activities YTD

48

Unique sites YTD

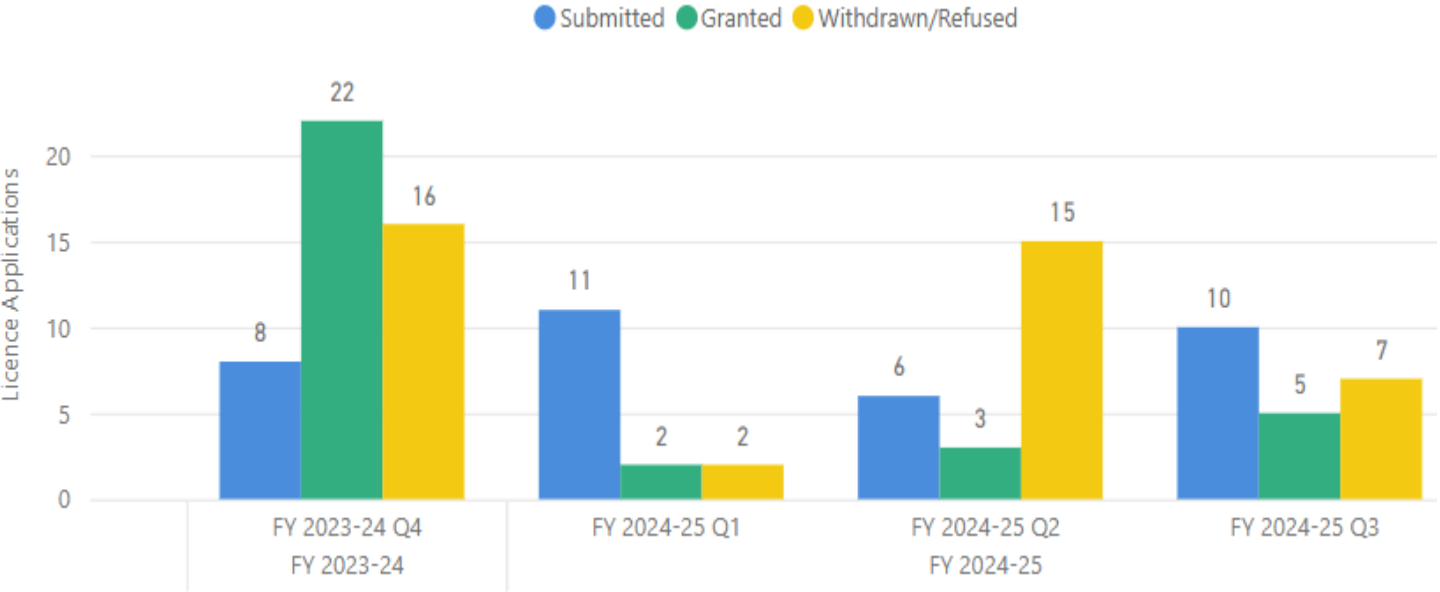


Key points to note

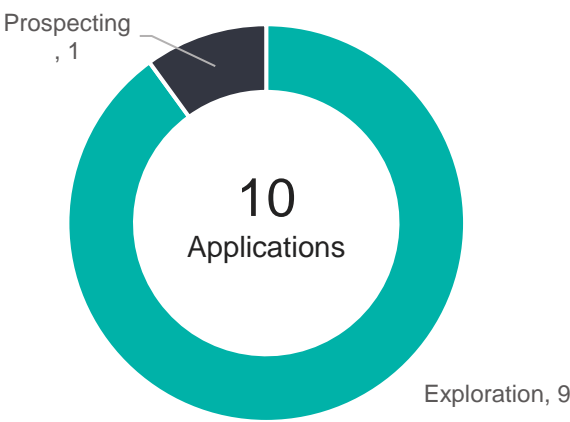
- **The Compliance team have inspected more sites** (across mines and quarries) in the last quarter than any quarter for at least the last 8 years. This is primarily due to the introduction of a new type of inspection.
- Several themes are emerging from the rapid risk inspections: excess **derelict equipment**, poor management of **hydrocarbons**, failure to complete **progressive rehabilitation** and failure to have **a copy of the approved work plan on site**.
- More information on the rapid risk inspections will be available in Q4.
- Audit program for Declared Mines this quarter focused on compliance and stability.
- **Compliance with the actions specified in s110 notices**, and completion by the required date is an increasing focus. In this quarter a work authority holder was issued an official warning for failure to complete a required action by the due date.

Mineral Licences FY2024-25 YTD (01 Jul 2024 to 31 Mar 2025)

Mineral Application Submitted, Granted and Withdrawn/Refused



FY 2024-25 YTD Granted Application by Licence Types



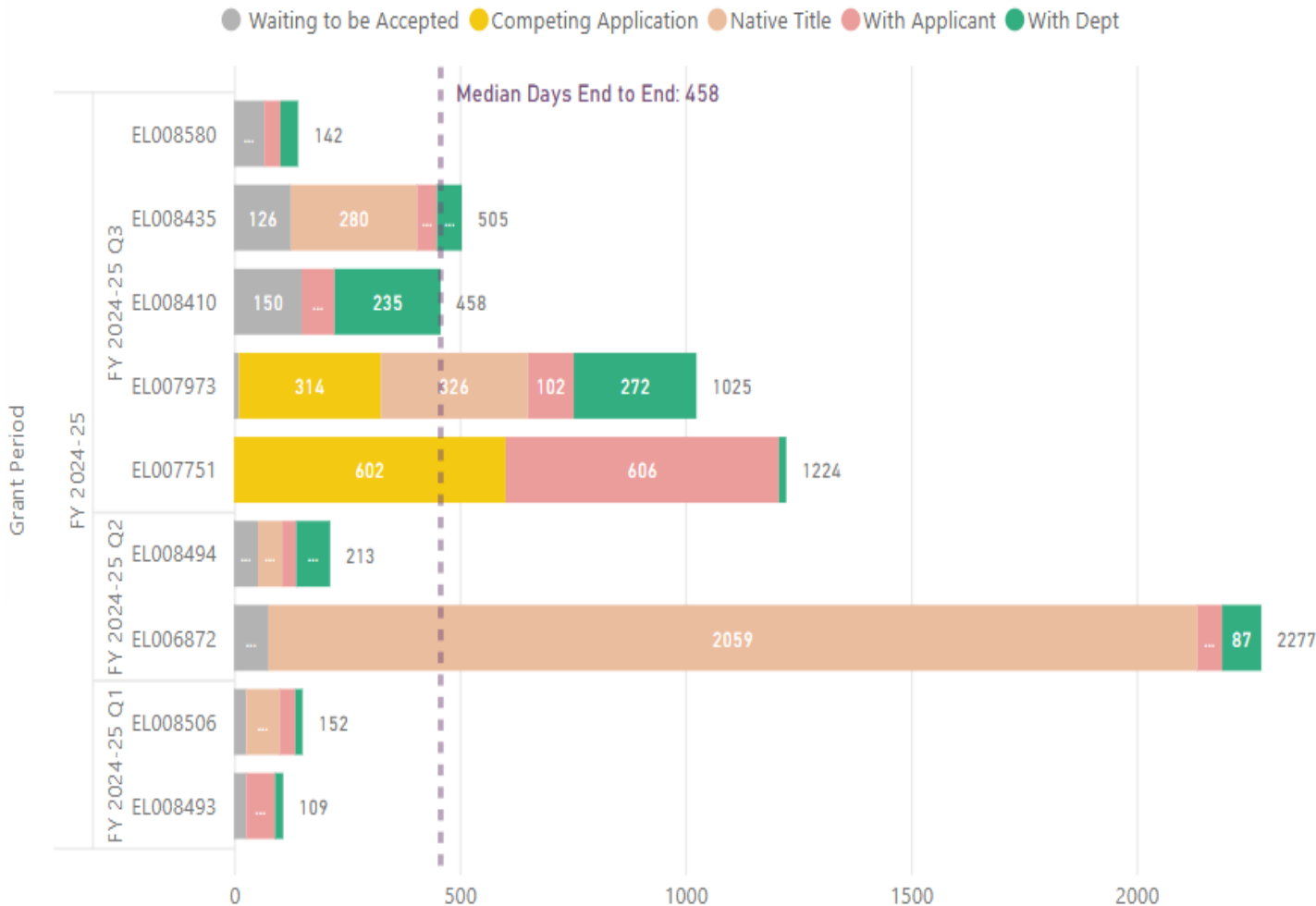
Mineral Application granted within statutory time frame (STF)

Decisions Time Frame	FY 2023-24 Q4	FY 2024-25 Q1	FY 2024-25 Q2	FY 2024-25 Q3
Within STF	14	2	3	2
Over STF	8	0	0	3
Total	22	2	3	5
% Within STF	64%	100%	100%	40%

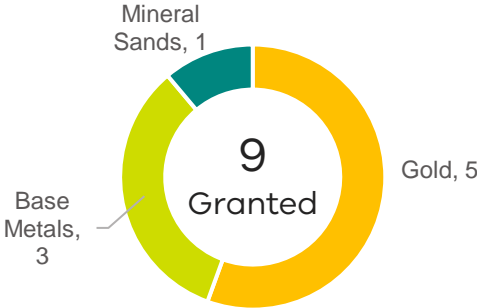
- In FY24/25 YTD, 27 licence applications were received (21 exploration, five prospecting, one mining licence). 34 licence applications were processed (granted, withdrawn, refused).
- Nine exploration and one prospecting licence applications were granted.
- 70% (7 out of 10) of licence applications were granted within statutory time frame.
- 15 licences applications were withdrawn by the applicant and nine were refused.

Exploration Licence Granted in FY2024-25 YTD (01 Jul 2024 to 31 Mar 2025)

Exploration Licence Applications Submitted to Granted (End to End)



Granted Primary Minerals

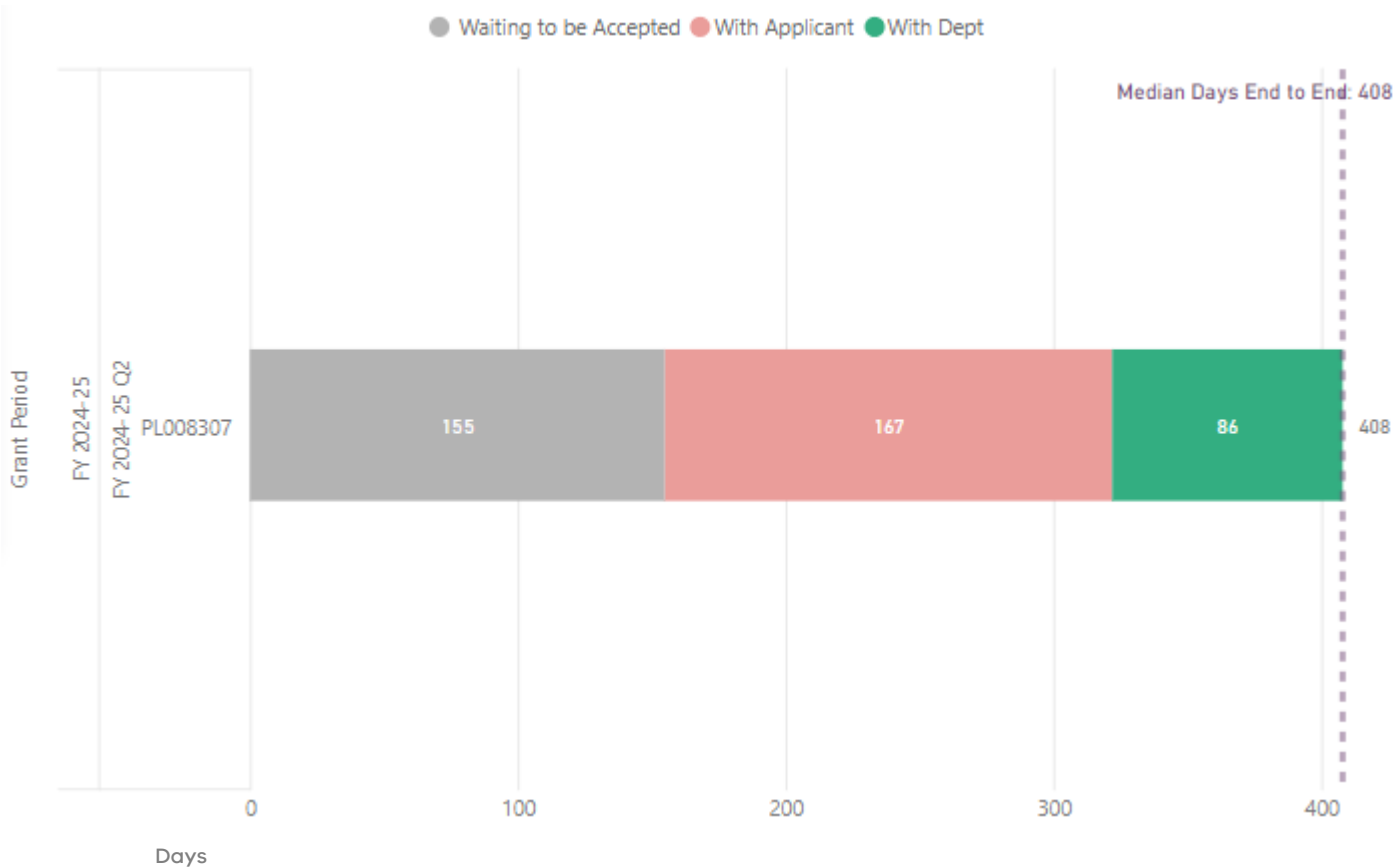


Stage	FY21-22 TYD Average Days	FY22-23 YTD Average Days	FY23-24 YTD Average Days	FY24-25 YTD Average Days
Exploration Applications Granted	61	71	37	9
Waiting to be Accepted	111	99	41	60
Competing Application	299	191	227	458
Native Title	320	520	270	559
With Department	108	97	96	90
With Applicant	101	185	90	116
Median End to End	408	468	408	458

- In FY24/25 Q3 five exploration licence applications were granted. Nine exploration licence applications granted in FY24-25 YTD
- The median End to End timeframe for exploration licences granted in FY24-25 YTD was 458 days. Time in Native Tile and Competing Applications contributed to higher end to end times.

Prospecting Licence Granted in FY2024-25YTD (01 Jul 2024 to 31 Mar 2025)

Prospecting Licence Applications Submitted to Granted (End to End)



Granted Primary Minerals

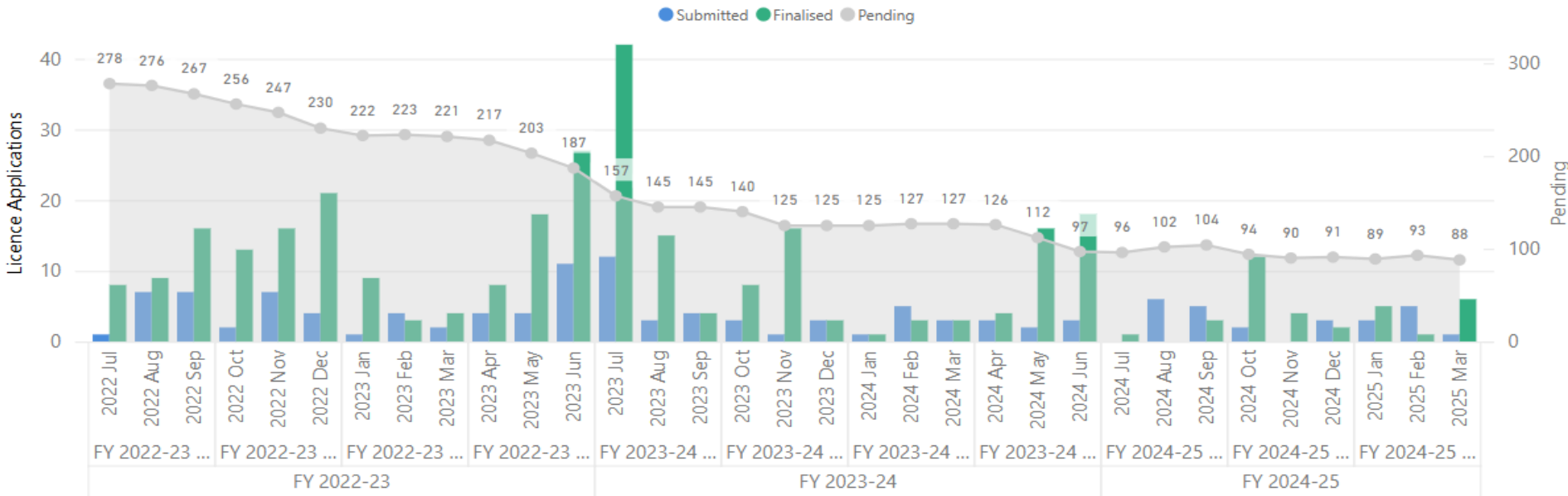


Stage	FY21-22 TYD Average Days	FY22-23 YTD Average Days	FY23-24 YTD Average Days	FY24-25 YTD Average Days
Prospecting Applications Granted	4	5	-	1
Waiting to be Accepted	42	15	-	155
With Department	39	66	-	86
With Applicant	81	62	-	167
End to End	160	136	-	408

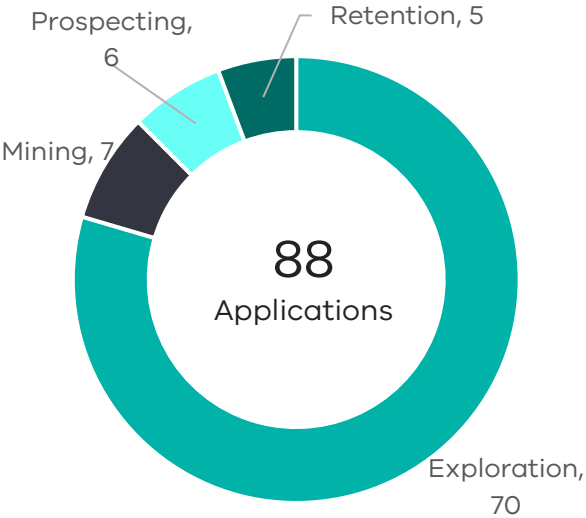
- In FY 24-25 Q3 one prospecting licence application was granted and the end to end timeframe was 408 days. 41% of the time the application was with the applicant.

Mineral Licence Applications in the Pipeline (31 Mar 2025)

Mineral Applications Summary by Status



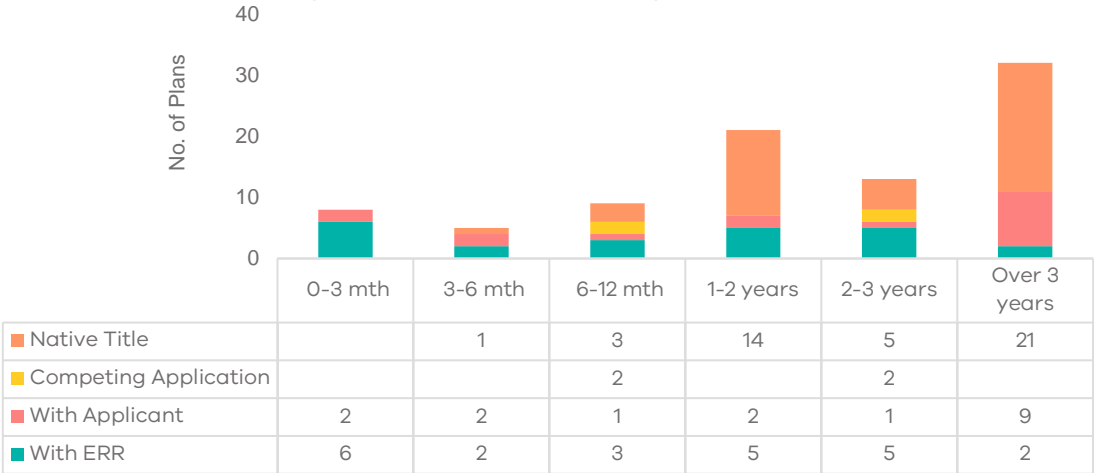
Pending Application Licence Types



Pending Licence Application Stage

Pending Application Stage	No.
Native Title	44
With ERR	23
With Applicant	17
Competing Applications	4
Pending Applications	88

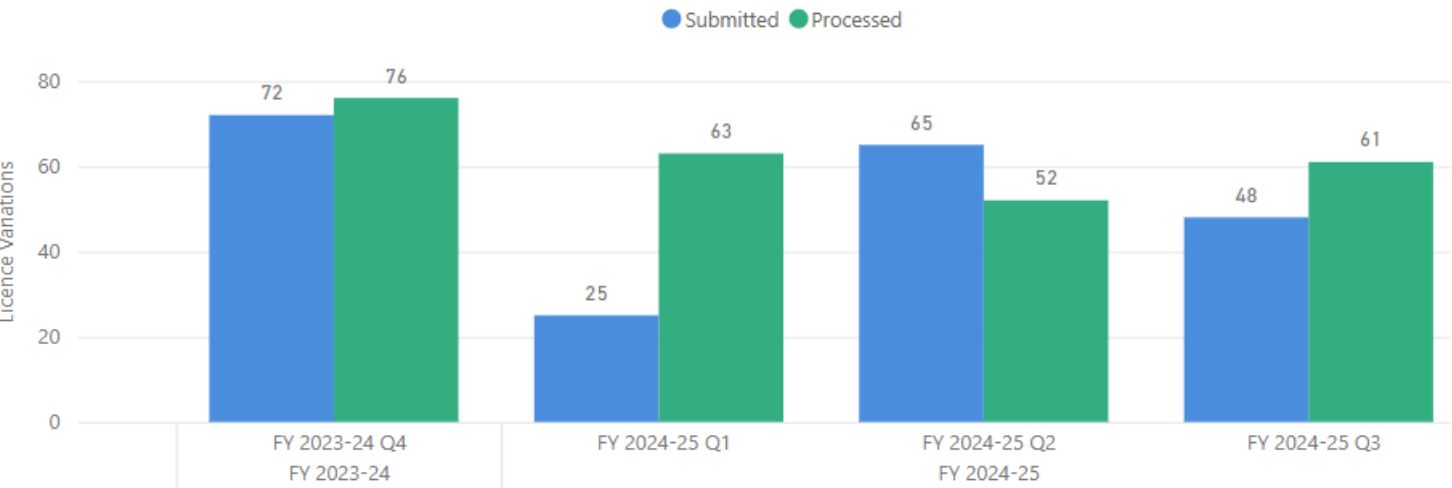
Stage Duration of pending licence applications



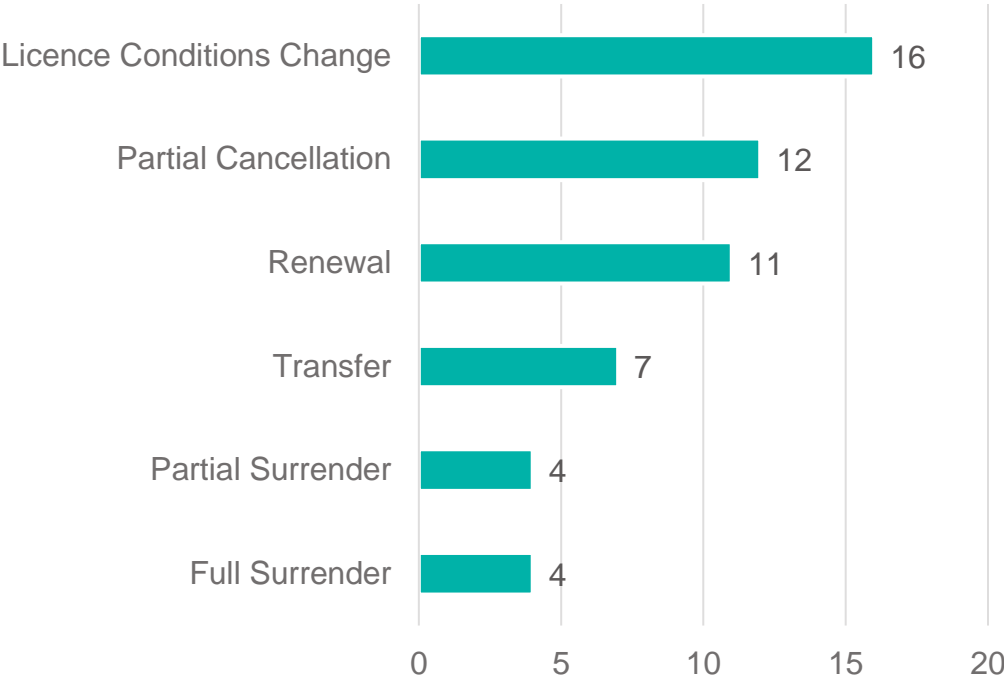
- In FY24-25 YTD there were 27 applications submitted and 34 applications finalised (granted, withdrawn/refused)
- As at 31 Mar 2025 there were 88 licence applications in the pipeline
 - 50% (44) of applications were in the Native Title process or with the applicant.
 - 26% (23) applications were with ERR

Mineral Licence Variations FY 2024-25 YTD (01 Jul 2024 to 31 Mar 2025)

Variation Submitted and Processed



Variation Approved FY2024-25 Q3



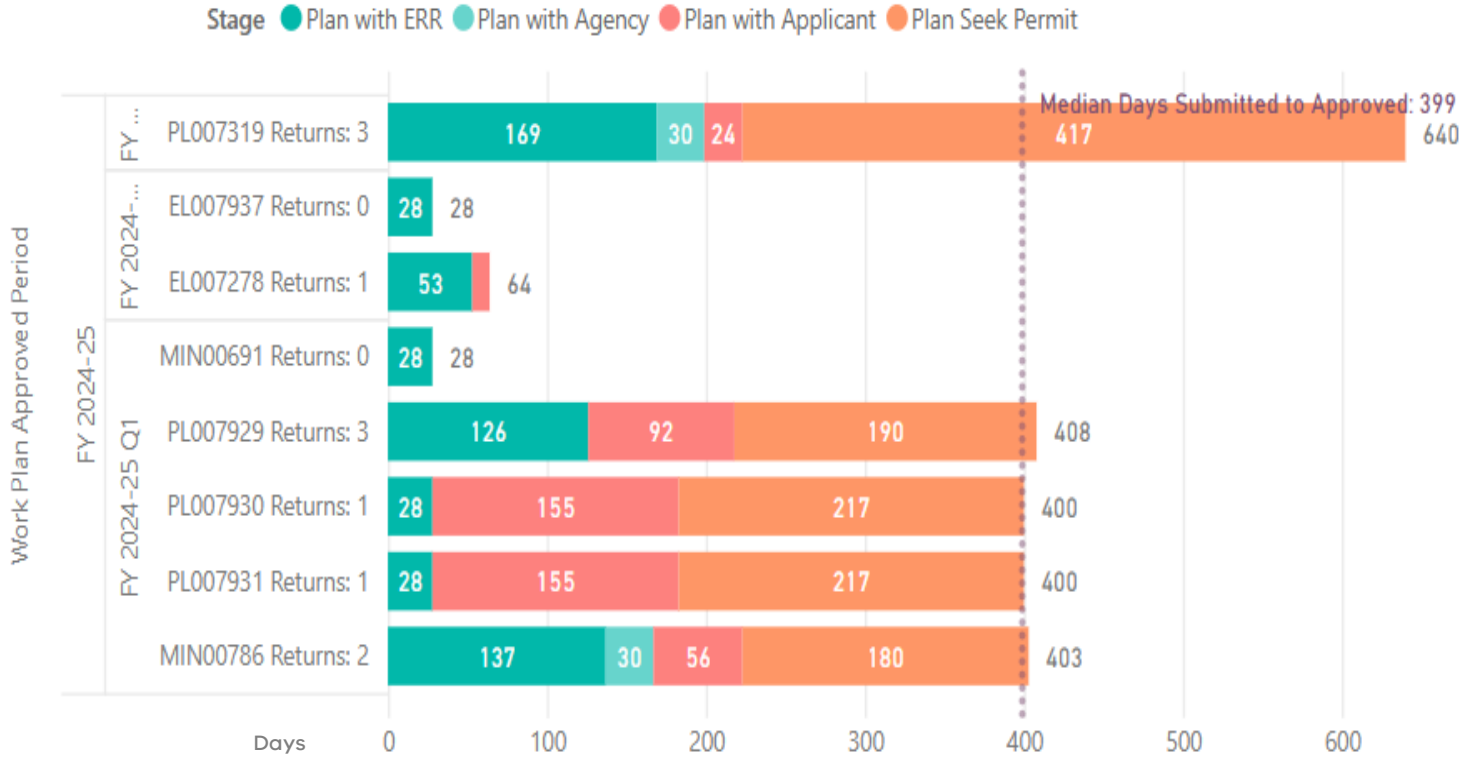
Variation Processed

Licence Variation Status	FY 2023-24 Q4	FY 2024-25 Q1	FY 2024-25 Q2	FY 2024-25 Q3
Approved	61	58	42	54
Withdrawn	13	4	6	2
Refusal	2		3	1
Not Progressing		1		4
Declined			1	
Licence Variations Total	76	63	52	61

- FY24-25 YTD 138 licence variations were submitted and 176 licence variations were processed (approved, withdrawn, refused, delinked, not progressing)
- In FY24-25 Q3 54 licence variations were approved bringing the YTD approvals to 154.

Initial Mineral Work Plan Approved in FY 2024-25 YTD (01 Jul 2024 to 31 Mar 2025)

Work Plan Submitted to Approved



8 Work Plans Approved

Geographic location

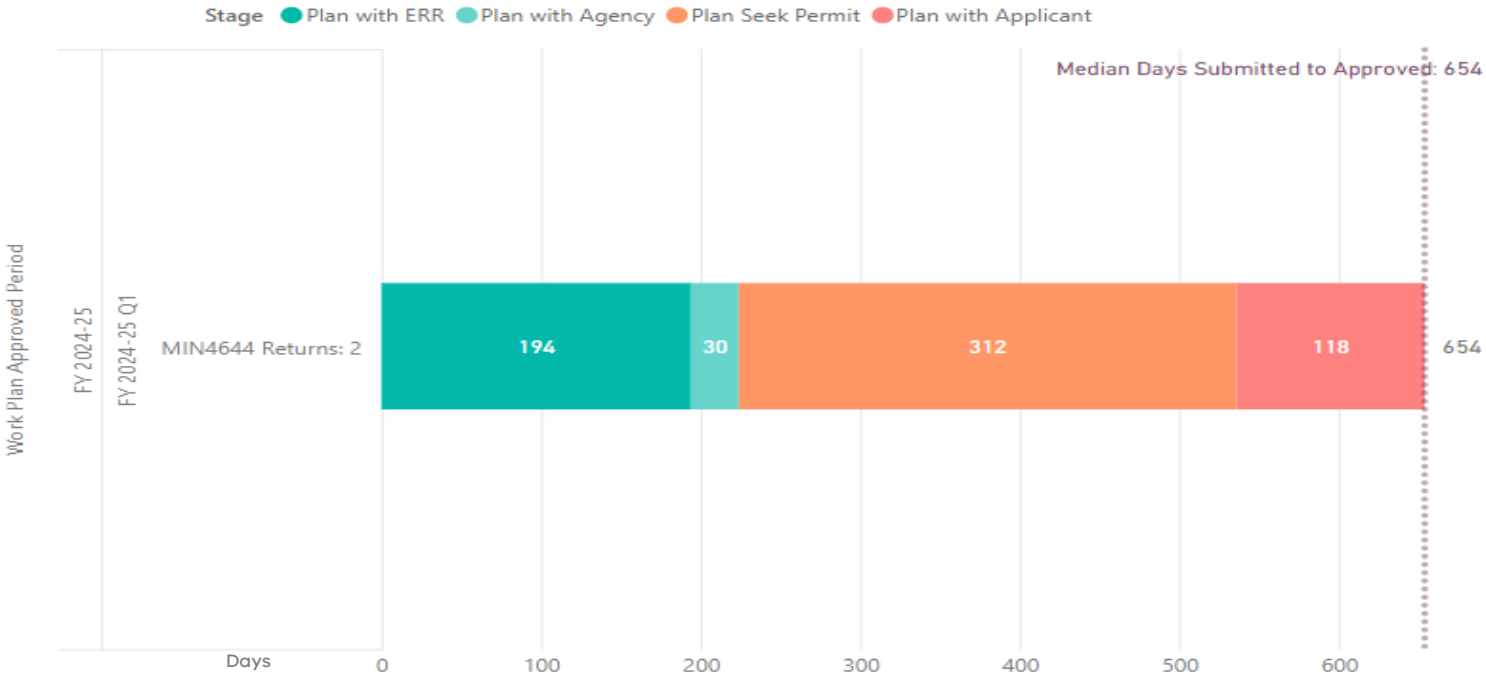
Tenement	Area Ha	Km from GPO	RV Region	Primary LGA
PL007931	5	344	North	Yarriambiack
PL007930	5	345	North	Yarriambiack
PL007929	5	345	North	Yarriambiack
MIN007866	62	351	North	Yarriambiack
PL007319	5	243	East	East Gippsland
MIN006916	163	154	North	Loddon
EL007937	20	161	West	Central Goldfields
EL007278	24	162	West	Central Goldfields

Stage	FY21/22 YTD Median Days	FY22/23YTD Median Days	FY23/24 YTD Median Days	FY24/25YTD Median Days
Work Plans Approved	8	1	7	8
With ERR	59	159	72	41
With Internal Agency	0	-	-	0
With Applicant	18	184	146	40
Seek Permit	204	-	67	217
End to End	77	343	281	399

- In FY24/25 Q3 there was one initial work plan approved. This brings the FY24/25 YTD total to eight initial work plans approved.
- Average no. of returns to applicant was one

Work Plan Variation Approved in FY 2024-25 YTD

Work Plan Submitted to Approved – Planning Permit Required



1 Work Plan Approved

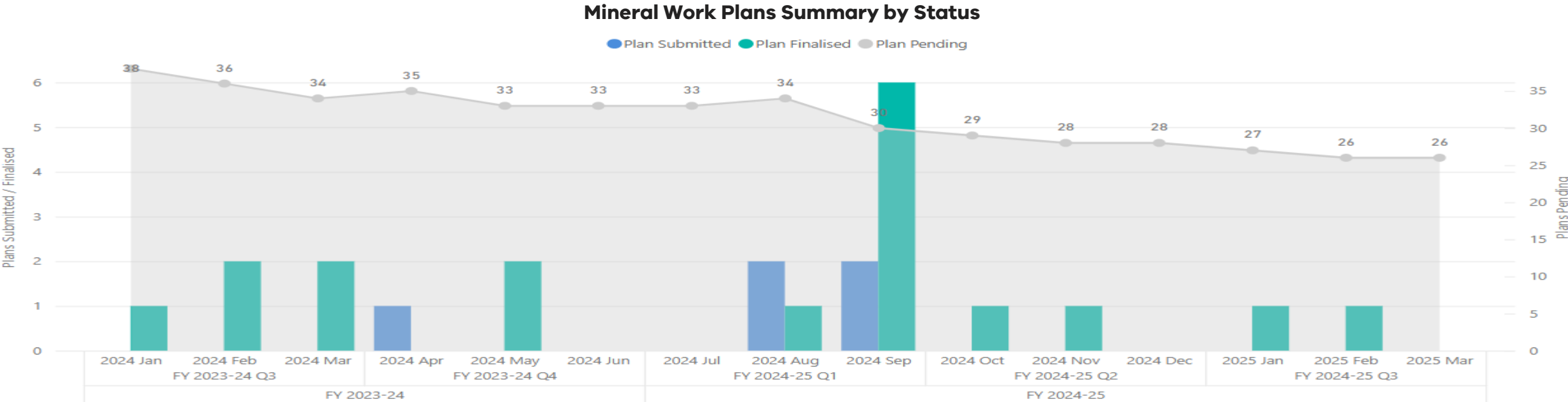
Geographic location

Tenement	Area Ha	Km from GPO	RV Region	Primary LGA
MIN4644	1219.30	103.67	North	Greater Bendigo

Stage	FY21/22 YTD Median Days	FY22/23YTD Median Days	FY23/24 YTD Median Days	FY24/25YTD Median Days
Work Plans Approved	2	1	1	1
With ERR	22	262	118	194
With Internal Agency	0	0	30	30
With Applicant	11	283	62	118
Seek Permit	-	601	201	312
End to End	77	607	461	654

- In FY24/25 Q3 there were no work plan variation approvals.
- For FY24/25 YTD, one work plan variation requiring a planning permit was approved in Q1.

Mineral Work Plan Applications In the Pipeline (31 Mar 2025)

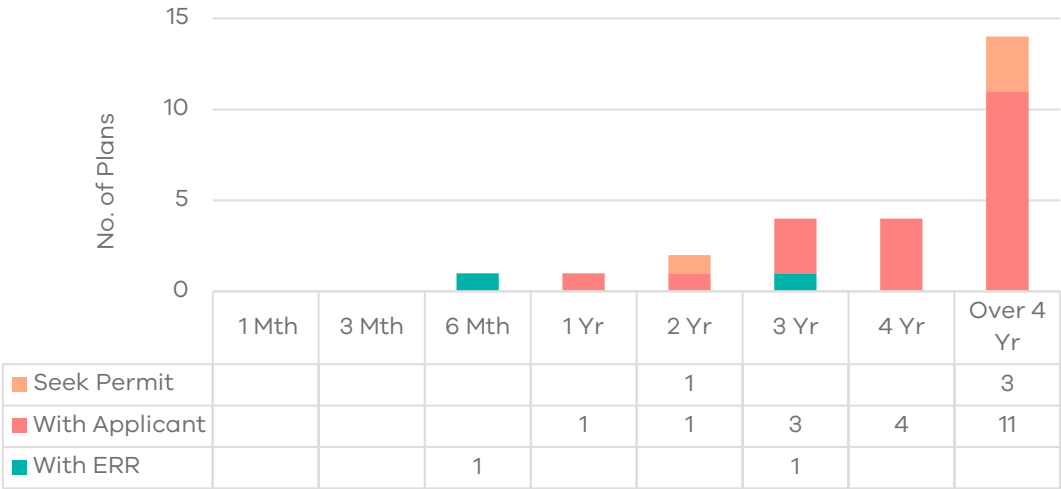


Status: Submitted | finalised (Approved, Withdrawn, Refused) | Pending (work plan submitted yet to be finalised)

Work Plan Application Stage

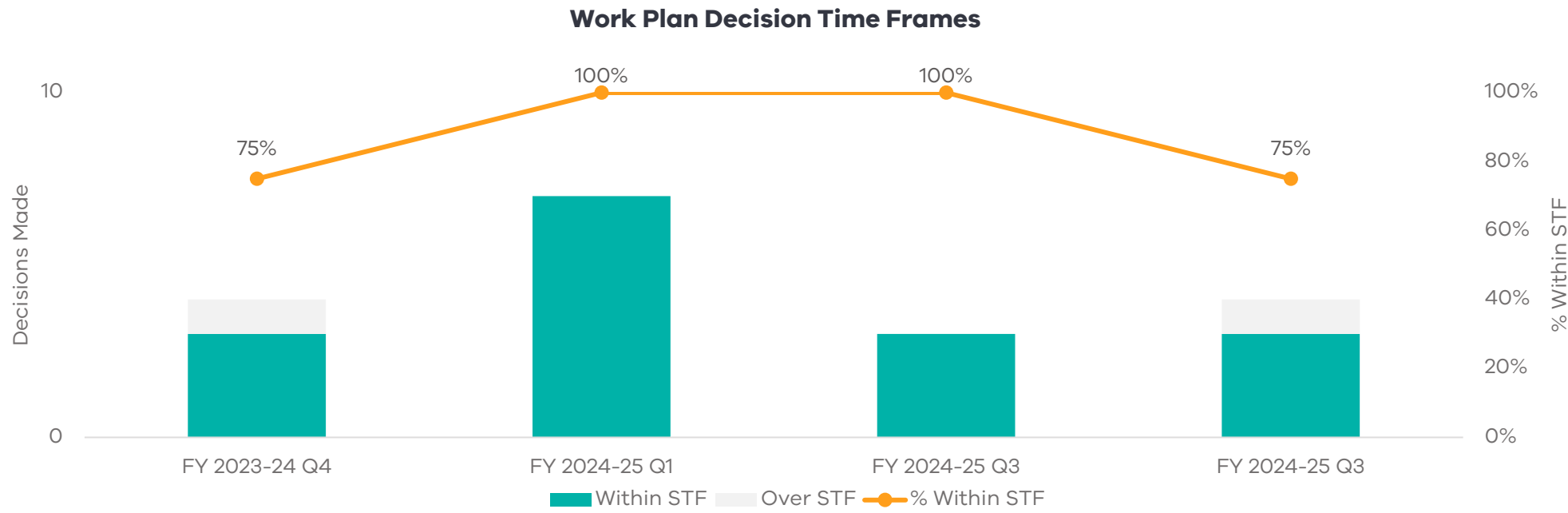
Stage	No.
With Applicant	20
Seeking Planning Permit	4
With ERR for Assessment	2
Work Plans Applications	26

Stage Duration of work plan applications



- There are 26 minerals work plan applications in the pipeline as of 31 Mar 2025.
- There were no new work plan submissions in the quarter.
- 92% (24) of the work plan applications were with applicant or with applicant seeking a planning permit.

Work Plan Decisions Made Within Statutory Time Frame (STF)



Work Plan Decision Time Frames

Decisions Time frame	FY 2023-24 Q4	FY 2024-25 Q1	FY 2024-25 Q2	FY 2024-25 Q3
Within STF	3	7	3	3
Over STF	1	0	0	1
Decisions	4	7	3	4
% Within STF	75%	100%	100%	75%

FY24/25 Q3 Decision Outcomes

Outcomes	Within STF	Over STF	Q3Total
Approved by Delegate	2	0	2
Return to Applicant	1	0	1
Withdrawn by applicant	0	1	1
Total	3	1	4

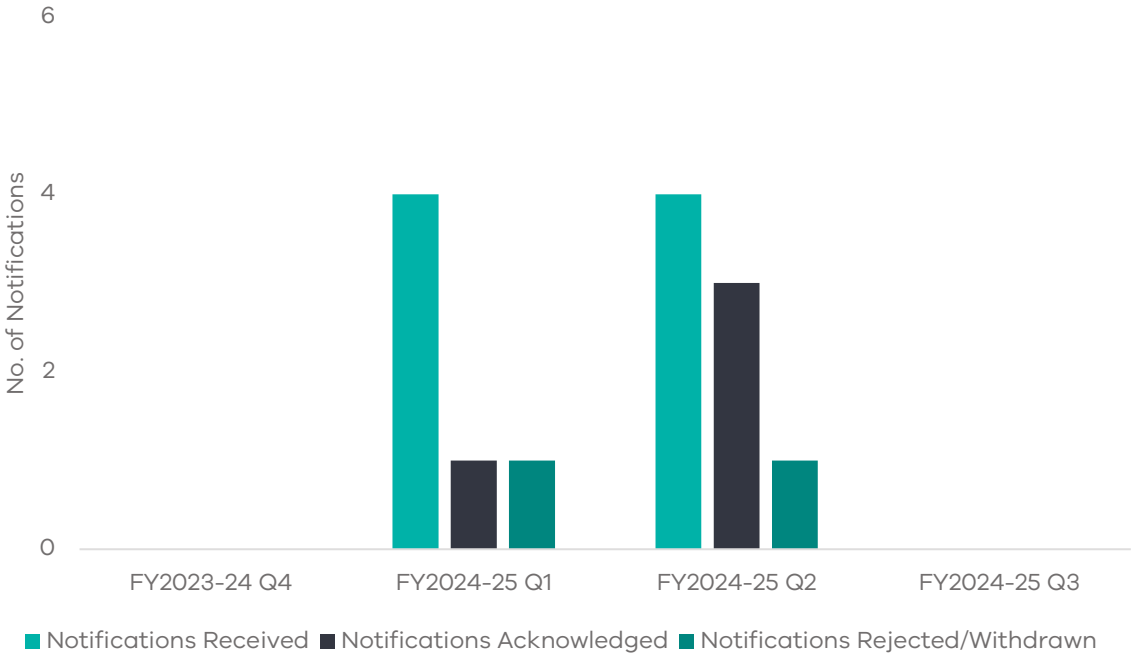
- In FY24/25 Q3, 75% (3 out of 4)of mineral work plan decisions were made within statutory time frame .
- For FY24/25 YTD 93% (13 out of 14) decisions were made within statutory time frame.

Work Plan Administrative Updates by Notification

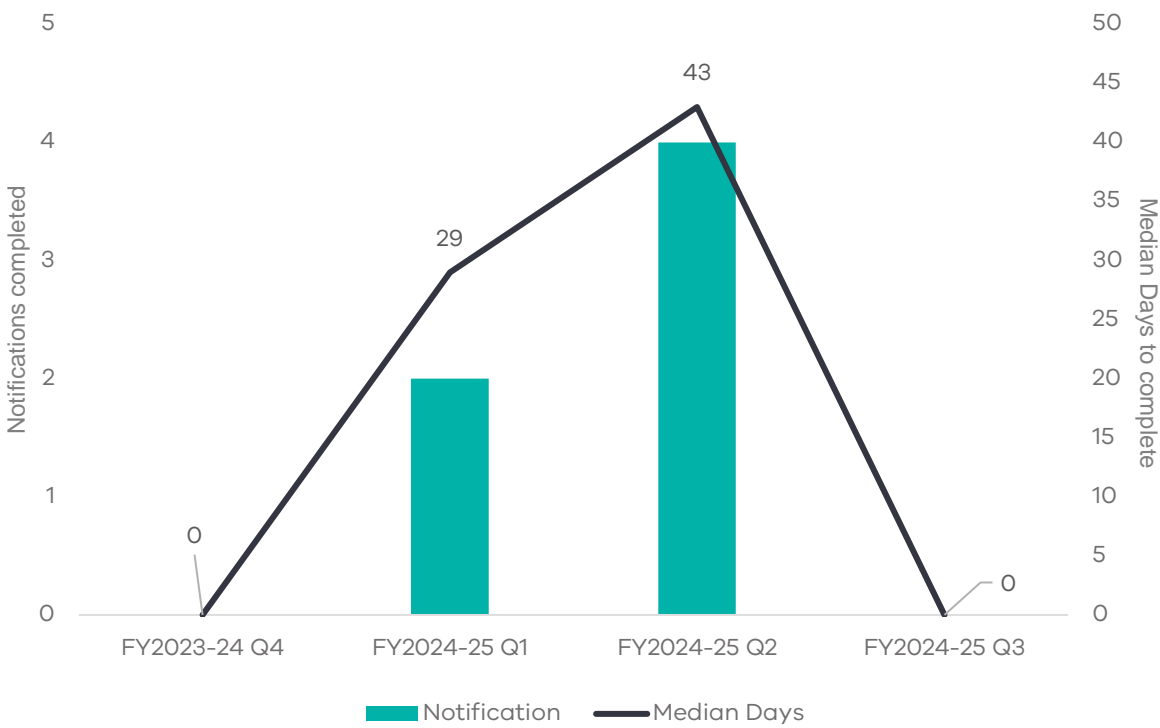
Mineral industries	FY 2023-24 Q4	FY 2024-25 Q1	FY 2024-25 Q2	FY 2024-25 Q3
Notifications Received	0	4	4	0
Notifications Acknowledged	0	1	3	0
Notifications Rejected / Withdrawn	0	1	1	0

• In FY24/25 Q3 there were no administrative updates submitted or completed.

Administrative updates by notification



Notifications Completed and Median Days



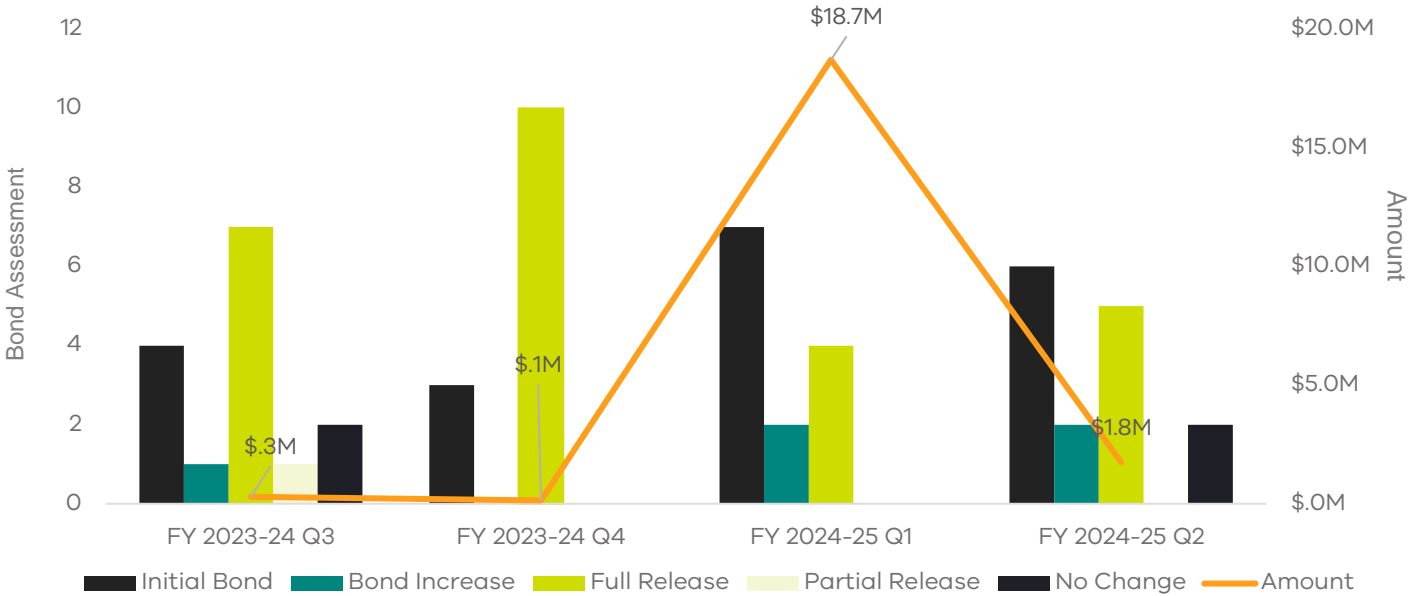
Mineral Bond Assessments

539
number of bonds held

\$758 million
value of bonds
(at 31 Mar 2025)

- In FY FY24/25 Q3, 15 bond reviews were undertaken totalling ~ \$1.75M.
 - \$60K – 6 Initial bonds
 - \$1.6M- 2 Bond increases
 - \$103K – 5 Bond releases
- [Link to website on bonds information and public bonds dashboard: Rehabilitation - Resources Victoria](#)

Bond Assessments

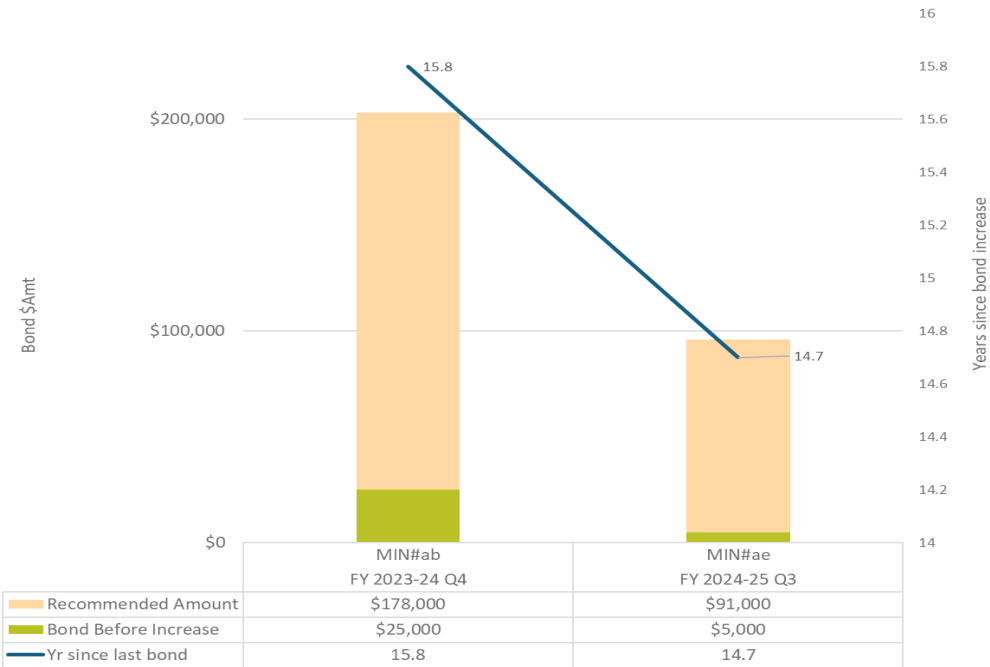


Bond Assessments

Bond Assessment	FY 2023-24 Q4		FY 2024-25 Q1		FY 2024-25 Q2		FY 2024-25 Q3	
	Assessed	Amount	Assessed	Amount	Assessed	Amount	Assessed	Amount
Increase by	1	\$178,000			2	\$18,579,000	2	\$1,587,000
Full Release	7	\$65,000	10	\$110,500	4	\$30,000	5	\$103,000
Initial Bond	4	\$40,000	3	\$30,000	7	\$106,000	6	\$60,000
Partial Release of	1	\$5500						
No Change	2						2	
Total Value of Assessments	15	\$288,500	13	\$140,500	13	\$18,715,000	15	\$1,750,000

Mineral Bond Increase

Bond Increase fig 1



Bond Increase fig 2



Fig1 have been separated from fig2 due to the difference in bond amount scales * Mineral Licences have been deidentified.

\$1,456,000

Median
Increased
amount

11 years

Median years
since previous
bond increase

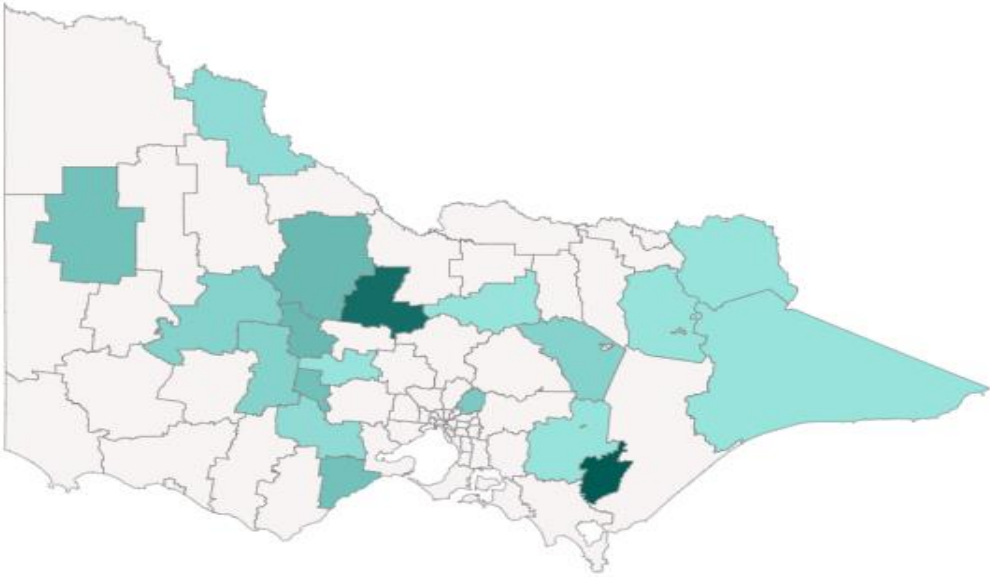
Bond Increase	FY 2023-24 Q4		FY 2024-25 Q1		FY 2024-25 Q2		FY 2024-25 Q3	
Reasons	No. bond Assessed	Amount	No. bond Assessed	Amount	No. bond Assessed	Amount	No. bond Assessed	Amount
MRSDA Section 79A					1	\$17,123,000		
Work Plan Variation					1	\$1,456,000		
Renewal	1	\$178,000					2	\$1,587,000
Total Increases	1	\$178,000	0	0	2	\$18,579,000	2	\$1,587,000

- In FY24/25 Q3 there were two further bond increases assessed totalling ~\$1.6M, both due to renewals

Compliance Activities FY2024-25 Q3

LGA	Audit	Inspection	Meeting	Total
Ararat		1	1	2
Ballarat		1		1
Campaspe		1		1
Central Goldfields		2		2
East Gippsland		2		2
Golden Plains		1		1
Greater Bendigo	1	3		4
Hepburn		1		1
Latrobe	2		3	5
Loddon		1		1
Mansfield		2		2
Moorabool		1		1
Murrindindi		1		1
Nillumbik		3	1	4
Surf Coast			2	2
Wellington		1		1
Activities	3	21	7	31

LGA heatmap - Compliance Activities

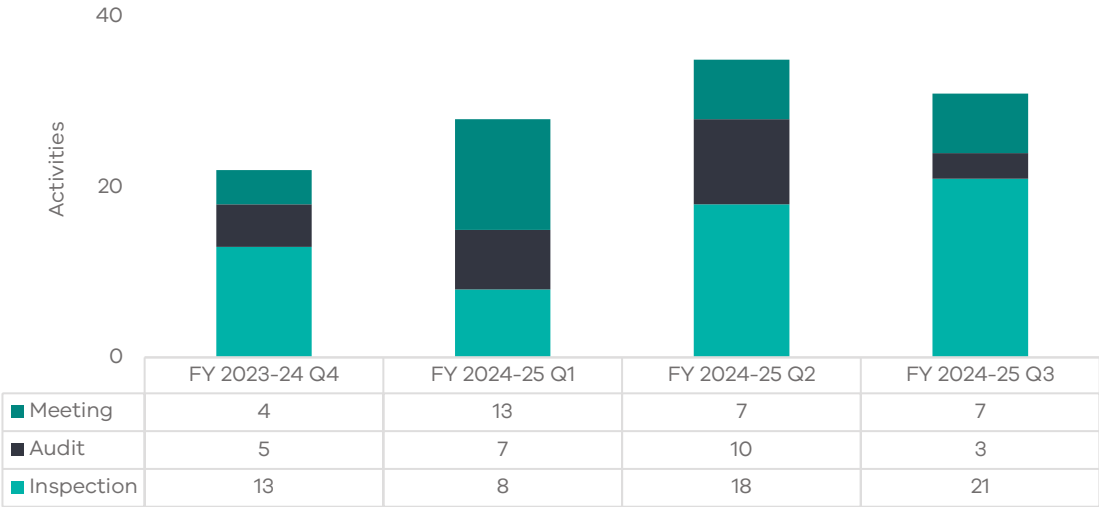


31
Activities

24
Unique sites

- In Q3 there were 31 compliance activities conducted for 24 unique sites.

Compliance Activities



Compliance Actions

Education

Compliance Action	FY 2023-24 Q4	FY 2024-25 Q1	FY 2024-25 Q2	FY 2024-25 Q3
Official Warning Letter				
Written Instruction / Education	1	1		5
Actions	1	1	0	5

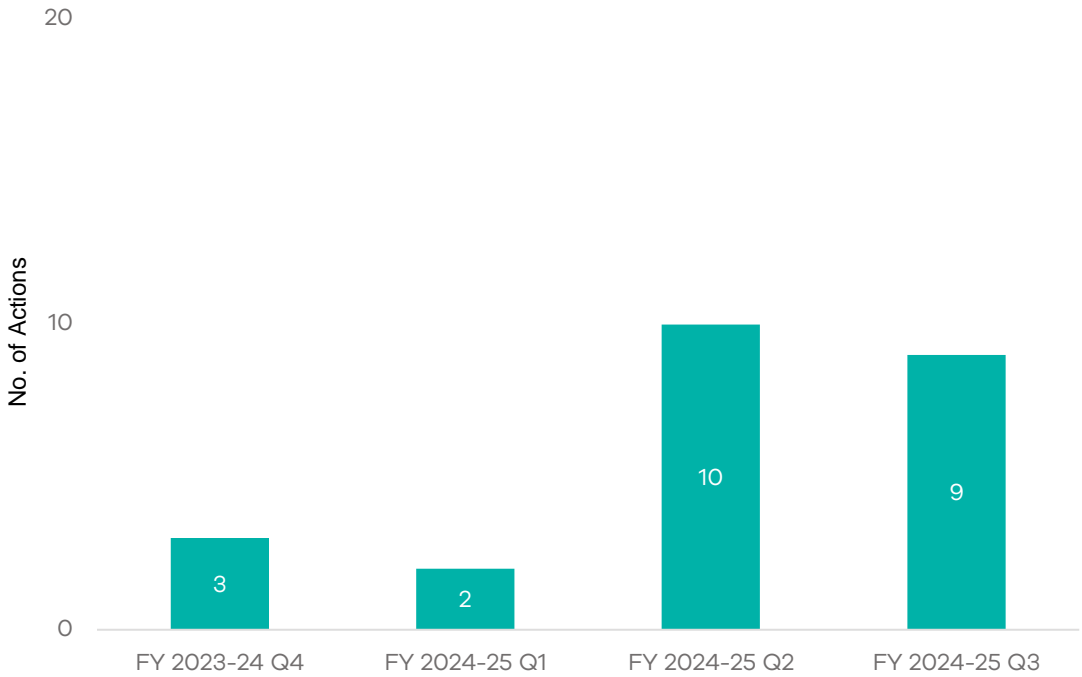
S110 / S110a Notices

Reasons for notice	FY 2023-24 Q4	FY 2024-25 Q1	FY 2024-25 Q2	FY 2024-25 Q3
Tailings and Slime Management	2		3	
Waste and Redundant Plan			2	1
Work Without Licence or Consents		1	1	
Hazardous Materials Management			1	1
Ground Disturbance			1	
Reporting; Monitoring and Auditing			1	1
Total notices issued	2	1	9	3

Enforcement

Compliance Action	FY 2023-24 Q4	FY 2024-25 Q1	FY 2024-25 Q2	FY 2024-25 Q3
Infringement Notice				1
Direction			1	
Actions	0	0	1	1

Total Compliance Actions by Quarter



- In Q3 there were nine compliance enforcement actions issued.

More information on regulatory actions can be found here [Regulatory actions - Resources Victoria](#)

Compliance Incidents

Incidents	FY 2023-24 Q4	FY 2024-25 Q1	FY 2024-25 Q2	FY 2024-25 Q3
Fire Precautions & Risk Control	8	14	50	47
Other (Not Specified Above)	1	3	1	1
Slope Stability	1	2	1	
Explosives Air & Ground Vibration		1	2	
Environmental Incident Notification	1	1		
Dust Emissions	1	1		
Public Safety & Site Security	1			
Waterway Quality & Aquatic Habitat			1	
Drainage, Erosion & Discharge	1			
Internal Roads & Tracks			1	
Total Incidents	14	22	56	48
Unique sites	6	4	5	5

- In FY24/25 Q3 there were 48 incidents reported mainly relating to smoulder.
- 27 out of 48 incidents were reported from one site.

Community Complaints

Complaints	FY 2023-24 Q4	FY 2024-25 Q1	FY 2024-25 Q2	FY 2024-25 Q3
Explosives Air & Ground Vibration	3	2	1	
Work without License or Consents			2	3
Dust Emissions	2	1	1	
Authorized Activity Compliance	1			2
Noise Emissions		1		
Complaints Management	1			
Public Safety & Site Security		1		
Community Engagement				1
Impacts Outside Tenement Site	1			
Ground Disturbance	1			
Total Complaints Received	9	5	4	6
Unique Tenements	4	4	4	4
Unique Informants	7	5	4	6

Compliance Community Reference Group Attendance

Tenement	Tenement Holder	LGA	FY 2023-24 Q4	FY 2024-25 Q1	FY 2024-25 Q2	FY 2024-25 Q3
MIN4644	Mandalay Resources Costerfield Operations Pty Ltd	Greater Bendigo	1	1	1	1
MIN4701	Maddingley Brown Coal Pty Ltd	Moorabool	2			
MIN5003	EnergyAustralia Yallourn Pty Ltd	Latrobe	1	1	1	1
MIN5146	Kaiser Operations Pty Ltd	Mount Alexander	1	1	1	
MIN5189	AGL Generation Holdco Pty Ltd, AGL Generation Proprietary Limited	Latrobe		1		1
MIN5260	Stawell Gold Mines Pty Ltd	Northern Grampians	1		1	1
MIN5396	Victory Minerals Pty Ltd	Ballarat	1	1	1	1
MIN5404	Fosterville Gold Mine Pty Ltd	Greater Bendigo	1	1	1	1
MIN5458	Basin Minerals Holdings Pty Ltd	Mildura				1
MIN5497	Basin Minerals Holdings Pty Ltd	Mildura				1
MIN5525	Basin Minerals Holdings Pty Ltd	Mildura				1
MIN5567	Mandalay Resources Costerfield Operations Pty Ltd	Greater Bendigo	1	1	1	1
	Total Attendance		9	7	7	10

Department of Energy, Environment and Climate Action

Earth Resources Regulator

8 Nicholson Street
East Melbourne VIC 3002
Telephone: 1300 366 356

© Copyright State of Victoria, Department of Energy, Environment and Climate Action
2025

Except for any logos, emblems, trademarks, artwork and photography, this document is made available under the terms of the Creative Commons Attribution 3.0 Australia licence.

Earth Resources Regulation performance reporting site:
[Regulator performance reporting - Resources Victoria](#)