


Earth Resources Regulator Extractive Performance Report

2024-25 Q2





We acknowledge and respect Victorian Traditional Owners as the original custodians of Victoria's land and waters, their unique ability to care for Country and deep spiritual connection to it.

We honour Elders past and present whose knowledge and wisdom has ensured the continuation of culture and traditional practices.

Resources Victoria is committed to genuinely partnering with Victorian Traditional Owners and Victoria's Aboriginal community to progress their aspirations.

Extractive Summary FY2024-25 YTD (1 July 2024 to 31 Dec 2024)



Work Authorities / Work Plans

8

new work authorities

4

workplan approved variations

56

pending work plan applications

98%

of decisions made within statutory timeframes



Estimated Resource

~77

million tonnes approved (greenfield/variations/admin updates)



Bonds

\$145.6

million bonds held

41

bond assessments completed



Compliance

147

compliance activities

60

enforcements

11

incidents

20

complaints received

Extractive Summary – decision timeframes

What we promised

- Reduce decision timeframes by 15 per cent by 30 June 2025 (Towards 2030: Resources Victoria Strategy)
- Approve at least 80 million tonnes of new extractive resources available for extraction (Towards 2030: Resources Victoria Strategy)

What we delivered in FY2024/25 YTD

- Unlocking ~77 million tonnes of resources
- 98% of work plan decisions made within statutory time frame.
- Progressing to meet 15% reduction of decision timeframe
- Improved cooperative working approach with industry with positive feedback
- Introduced RVAC pre-submission review process
- Introduced Scoping Document option for new applications
- Refined referral triggers for Air Quality assessment to reduce regulatory burden (proportionate to risk)

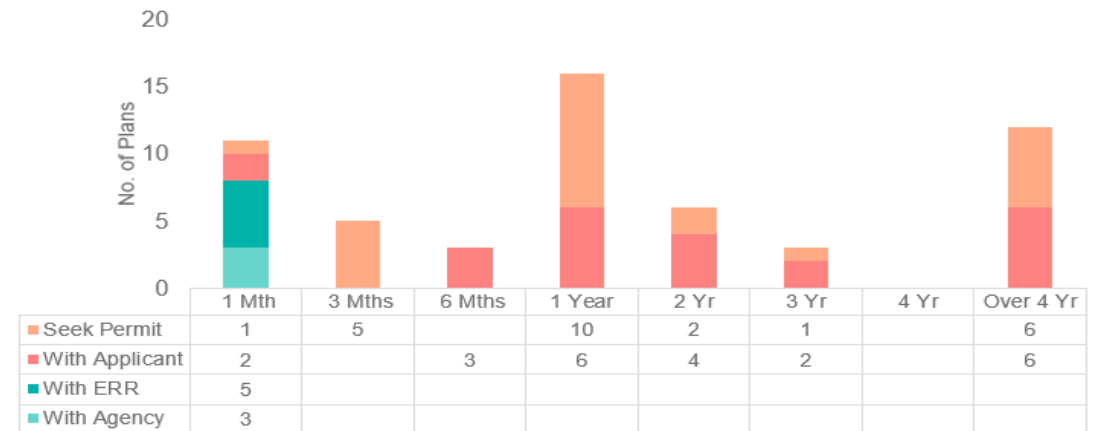
What the numbers show

- On target to meet the annual 80 million tonnes of new extractive resources.
- 14% (8 out of 56) of work plan applications are with the regulator for assessment.

Work Authority end-to-end approval

Stage	FY21/22 YTD Median Days	FY22/23YTD Median Days	FY23/24 YTD Median Days	FY24/25YTD Median Days
WA Granted	8	2	1	4
With ERR	119	91	96	119
With Applicant	60	69	14	264
Seek Permit	143	548	119	297
Plan Appr to Bond Received	320	1094	157	96
Bond Received to Grant	27	34	8	44
End to End	853	1945	424	1125
COP WA Granted	1	5	0	4
COP Submitted to WA Grant	837	479	-	259

Stage Duration of Work Plan Applications



Extractives summary – rehabilitation liabilities

What we promised

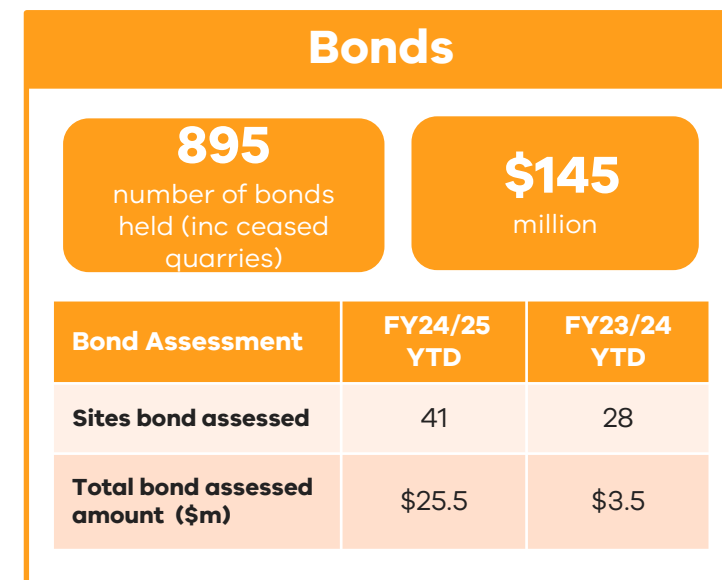
- Ensure adequate rehabilitation bonds are in place to reduce liability of earth resources sites to government ([Towards 2030: Resources Victoria Strategy](#))
- Continue to deliver on our commitments in the [Regulatory Practice Strategy for the Rehabilitation of Earth Resources Sites](#)

What we delivered in FY2024/25 YTD

- Assessed over \$25 million in rehabilitation bonds
- 41 bond assessments including 8 initial bonds, 11 further bonds, and 17 bond returns

What the numbers tell us

- Further bonds were primarily a result of work plan variations, MRSDA Section 79 and transfer of ownership
- Progressive rehabilitation and more frequent self-assessment can reduce bond amounts held and ensure rehabilitation liability accurately reflects bonds held (see resources.vic.gov.au/community-and-land-use/rehabilitation for more information)



Rehabilitation bond assessments last four quarters

Bond Assessment	FY 2023-24 Q3		FY 2023-24 Q4		FY 2024-25 Q1		FY 2024-25 Q2	
	Assessed	Amount	Assessed	Amount	Assessed	Amount	Assessed	Amount
Bond Increase	6	\$1,410,000	10	\$4,540,750	9	\$21,575,000	5	\$2,680,000
Initial Bond	2	\$923,000	7	\$1,320,500	6	\$788,500	2	\$14,000
Full Release	2	\$8,500	8	\$43,500	5	\$89,800	10	\$163,500
Partial Release							2	\$173,500
No Change							2	
Total Assessments	10	\$2,341,500	25	\$5,904,750	20	\$22,453,300	21	\$3,031,000

Extractives summary – compliance

What we promised

- Compliance actions that protect the environment, members of the public, land, property and infrastructure ([Towards 2030: Resources Victoria Strategy](#))

What we delivered in FY24/25 YTD

- Continued focus on inspections rather than audits to progress compliance priority focus areas, and monitor compliance with remedial notices
- Continued communications on actions including [regulatory actions webpage](#)

147

Compliance Activities YTD

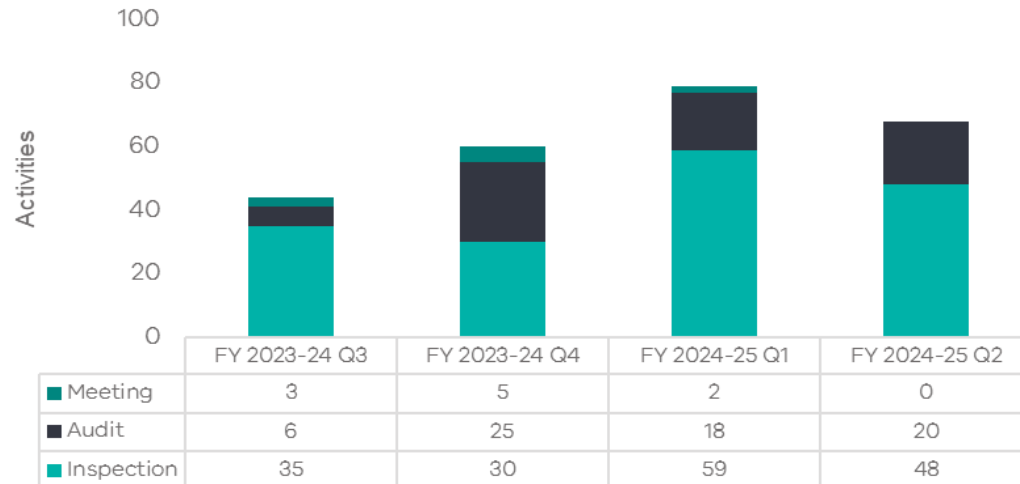
116

Unique Work Authorities YTD

What the numbers tell us

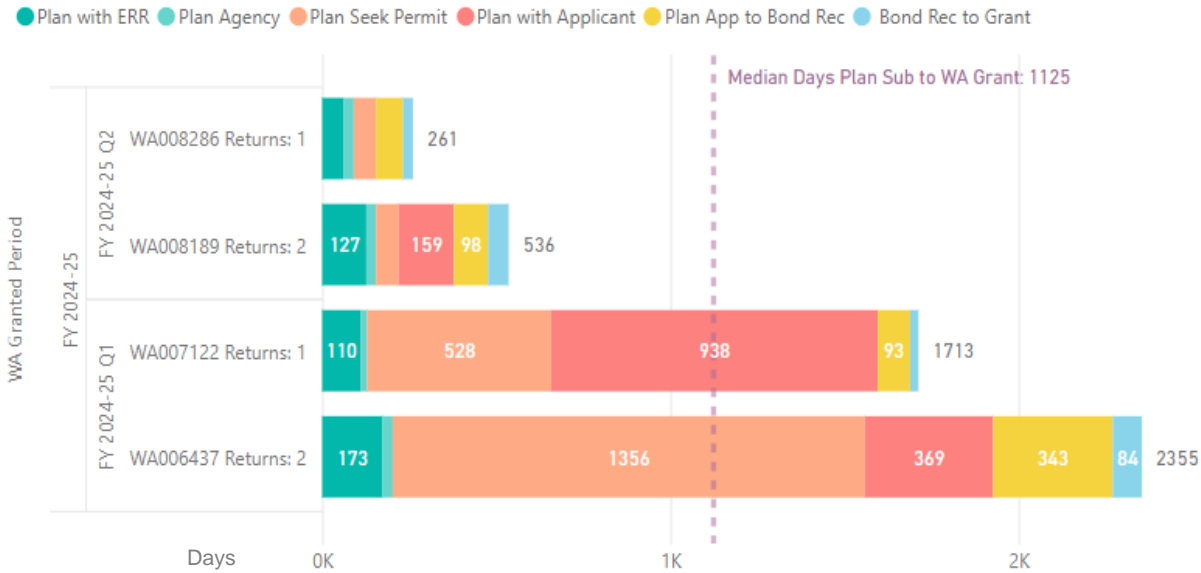
- Close monitoring of actions to address non-compliance has been a focus in FY24/25 Q2, with these follow up inspections contributing to the continued higher inspection count.
- Working outside the approved area, commencing works without all approvals in place and having significant quantities of derelict equipment were amongst the common issues inspectors found this quarter.
- In line with the compliance priorities, inspectors spent significant effort this quarter on slimes management. Lack of adequate management and maintenance is a factor in many of the issues inspectors are finding.
- Communication regarding over-extraction was sent out in FY24/25 Q2. Review of aerial imagery is underway to identify sites where further compliance attention is needed.

Compliance activities

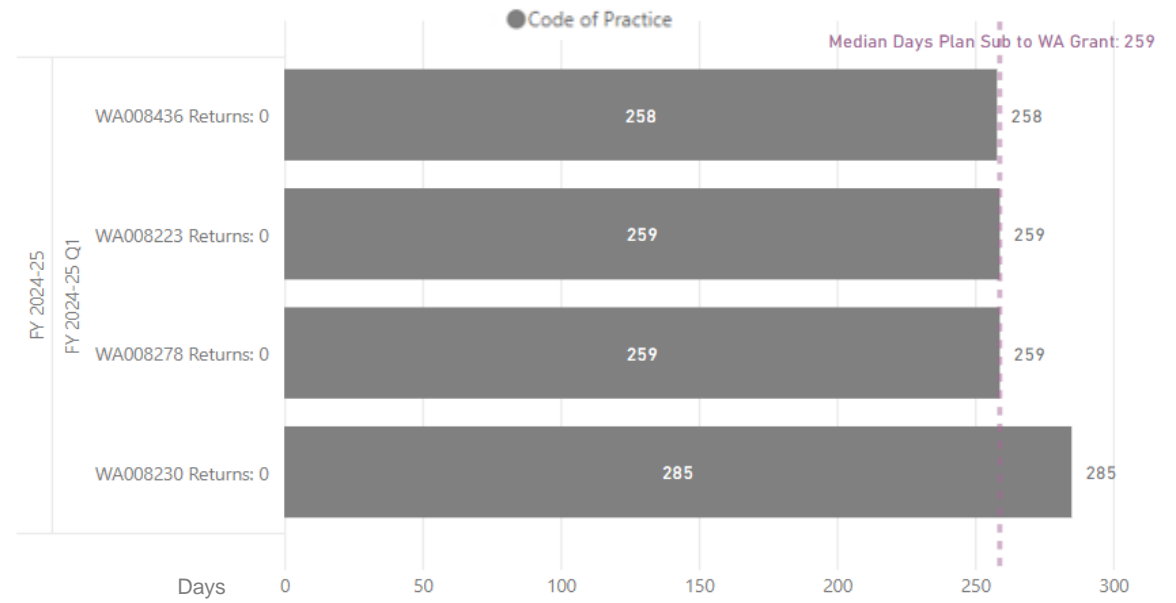


Extractive work authorities granted FY2024-25 YTD (01 Jul 2024 to 31 Dec 2024)

Work Authority End to End Approval



Work Authority COP (<5Ha) End to End Approval



Geographic location

Tenement	Area Ha	Km from GPO	RV Region	Primary LGA
WA008286	97	446	North	Mildura
WA007122	65	505	North	Mildura
WA006437	31	29	North	Whittlesea
WA008189	9	177	East	Wellington
WA008436	5	205	West	Northern Grampians
WA008223	5	489	North	Mildura
WA008278	5	514	North	Mildura
WA008230	5	498	North	Mildura

- In FY24/25 Q2 two new quarries (under a work plan) were granted, totalling four for FY24/25 YTD unlocking 4.3 million tonnes of resources. The median end to end time was 1125 days. The time to seek a planning permit, time with the applicant were factors in the high end to end time.
- Four quarries were granted under a code of practice in Q1.

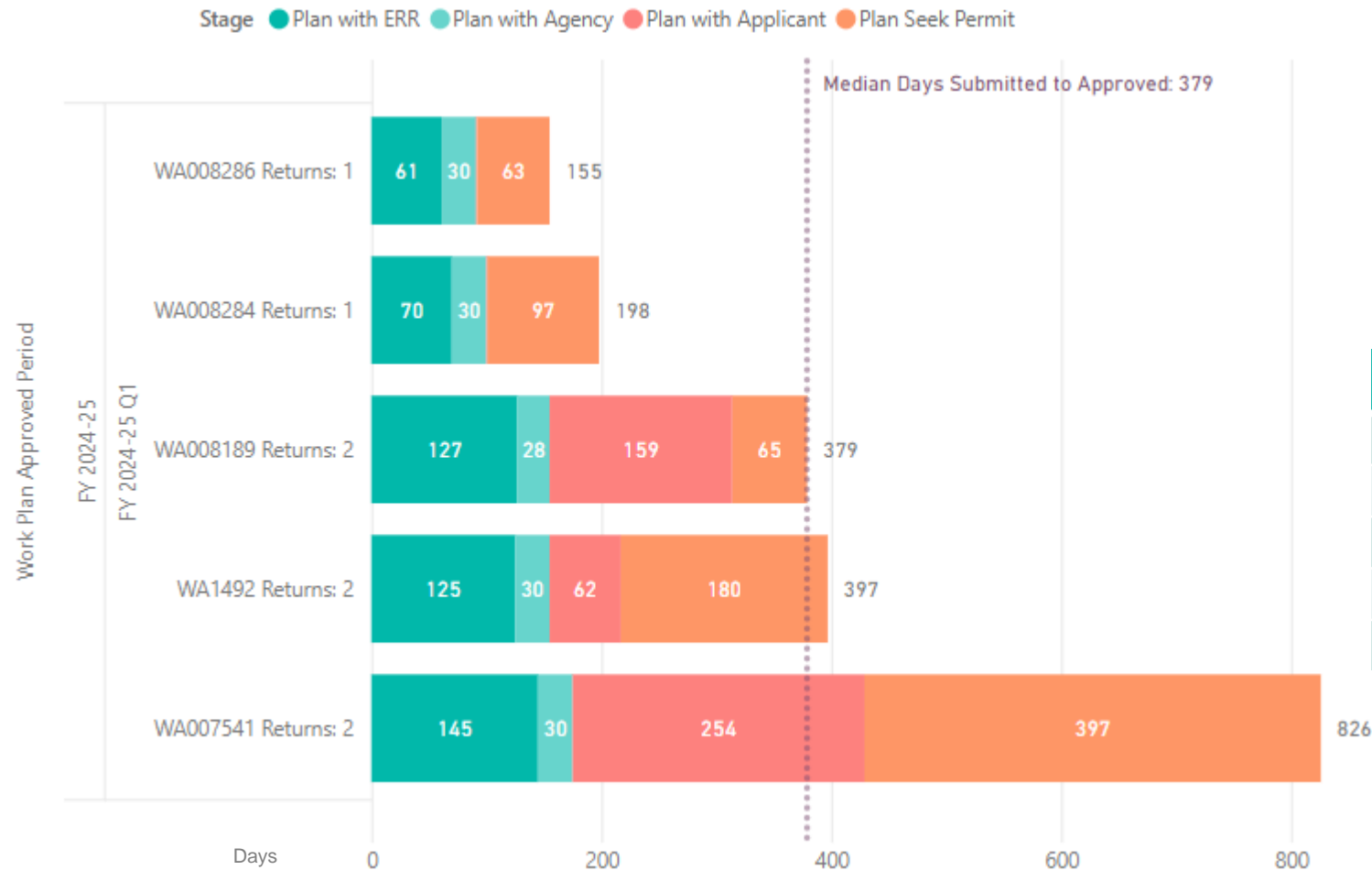
8
Work
Authorities
Granted

4.3 Million
Tonnes
Resources
Estimate

Stage	FY21/22 YTD Median Days	FY22/23YTD Median Days	FY23/24 YTD Median Days	FY24/25YTD Median Days
WA Granted	8	2	1	4
With ERR	119	91	96	119
With Applicant	60	69	14	264
Seek Permit	143	548	119	297
Plan Appr to Bond Received	320	1094	157	96
Bond Received to Grant	27	34	8	44
End to End	853	1945	424	1125
COP WA Granted	1	5	0	4
COP Submitted to WA Grant	837	479	-	259

Pipeline – Initial work plan approved for new quarries

Work Plan Submitted to Approval



4
Work plan approved for new quarries

1
Work plan expansion COP to full quarry

15.3 Million Tonnes Resources Estimate*

** Excluded granted WA*

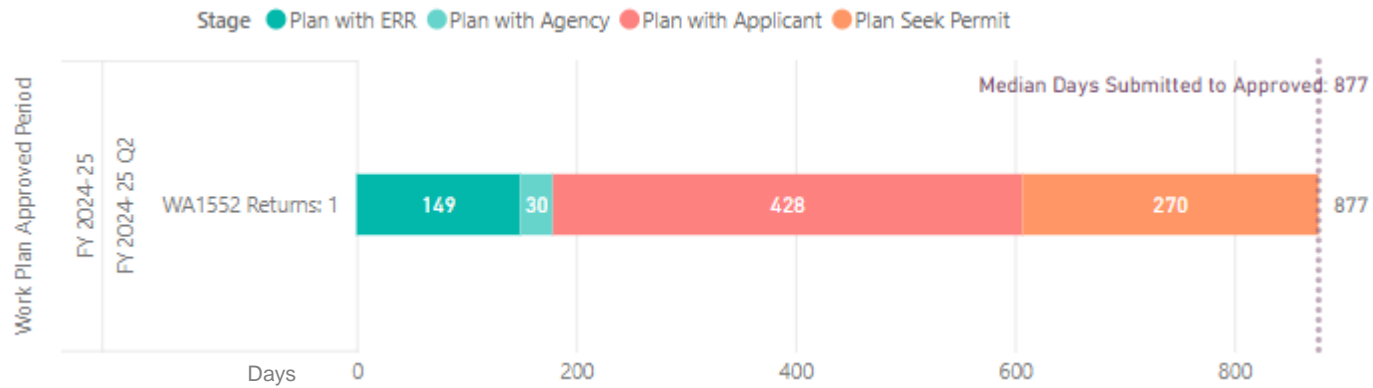
Geographic location

Tenement	Area Ha	Km from GPO	RV Region	Primary LGA	Status
WA008284	294	393	North	Mildura	Pending WA application
WA007541	114.6	79	East	Cardinia	Pending WA application
WA008286	97.3	446	North	Mildura	Granted
WA008189	8.8	177	East	Wellington	Granted
WA1492	4.9	323	North	Yarriambiack	COP to Work Plan

- There were no initial work plan for new quarry approval in FY24/25 Q2.
- In Q1 four work plans were approved for new quarries of which two plans were granted a work authority in Q2.
- In Q1 One work plan was approved to expand from a code of practice operation to a full quarry operation.

Work plan variations FY2024-25 YTD (01 Jul 2024 to 31 Dec 2024)

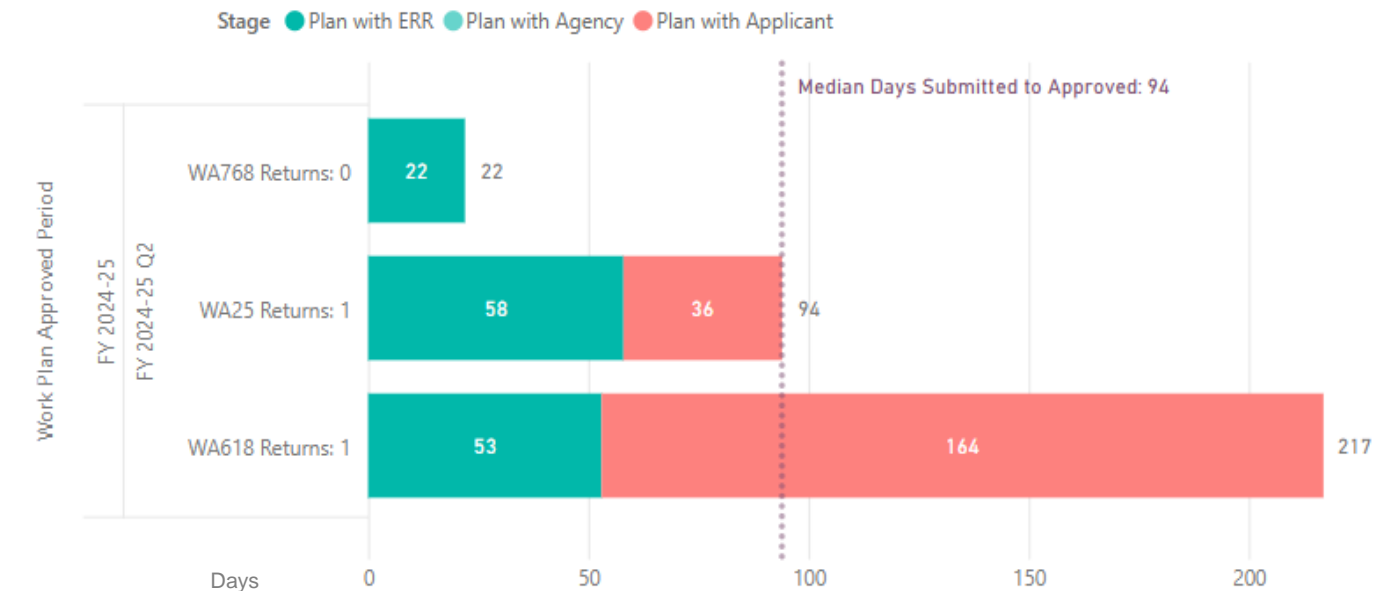
Planning Permit Required - Work Plan Variation Submitted to Approval



Planning Permit Required - Work Plan Variation

Stage	FY21/22 YTD Median Days	FY22/23YTD Median Days	FY23/24 YTD Median Days	FY24/25YTD Median Days
Variation Approved	1	3	6	1
With ERR	142	138	169	149
With Internal Agency	30	30	30	30
With Applicant	183	361	84	428
Seek Permit	224	249	220	270
End to End	579	834	580	887

Planning Permit Not Required - Work Plan Variation Submitted to Approval



Planning Permit Not Required - Work Plan Variation

Stage	FY21/22 YTD Median Days	FY22/23YTD Median Days	FY23/24 YTD Median Days	FY24/25YTD Median Days
Variation Approved	2	1	3	3
With ERR	133	137	126	53
With Applicant	778	1435	908	36
End to End	1487	1602	1058	94

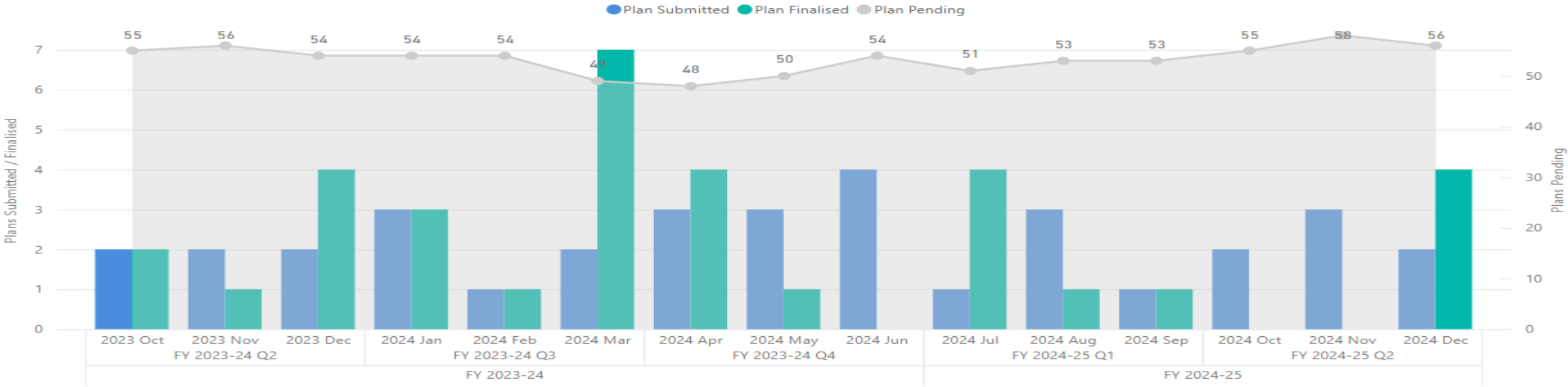
4
Work plan variations approved

56.7 Million Tonnes
Resources Estimate

• In FY24/25 Q2 there were four work plan variations approved, (one planning permit required and three planning permit not required. These variations will unlock 56.7 million tones of resources.

Extractive Work Plan Applications In the System (31 Dec 2024)

Work Plan Summary by Status

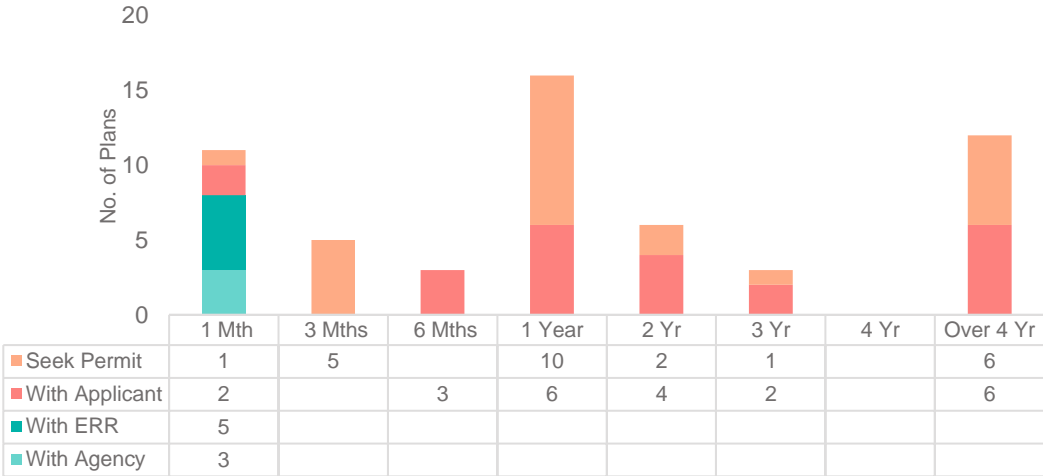


Status: Submitted | finalised (Approved, Withdrawn, Refused) | Pending (work plan submitted yet to be finalised)

Work Plan Application Stage

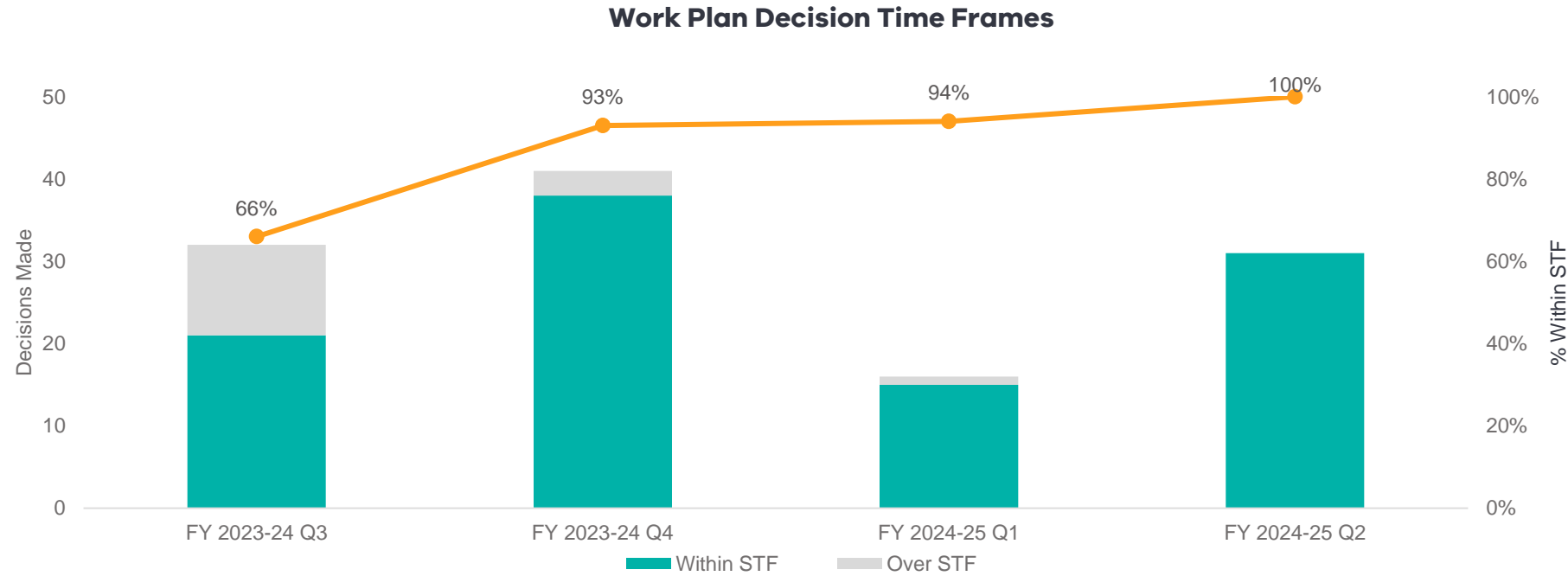
Stage	No. Plans
Seeking Planning Permit	25
With Applicant	23
With ERR for Assessment	5
With Internal Agency	3
Work Plan Applications	56

Stage Duration of Work Plan Applications



- At 31 Dec 2024 there were 56 work plans pending
- 86% of the work plan applications are with applicant or with applicant seeking a planning permit.
- RV periodically contacts applicants that have projects that appear to have stalled to confirm if they are still pursuing the applications and if so, what is holding it up and whether the department can provide any assistance to progress.

Work Plan Decisions Made Within Statutory Time Frame (STF)



Work Plan Decision Time Frames

Decisions Time frame	FY 2023-24 Q3	FY 2023-24 Q4	FY 2024-25 Q1	FY 2024-25 Q2
Within STF	21	38	15	31
Over STF	11	3	1	0
Total	32	41	16	31
% Within STF	66%	93%	94%	100%

FY24/25 Q2 Decision Outcomes

Outcomes	Within STF	Over STF	Q2 Total
Agency Referral	8	0	8
Return to Applicant	8	0	8
Endorsed Work Plan	6	0	6
Agency Referral Outcome	5	0	5
Work Plan Approved	4	0	4
Total Outcomes	31	0	31

- In FY24/25 Q2, 100% of decisions were made within statutory time frame (31 out of 31) from 17 unique work plans.
- Four decisions were for the approval of the work plans and six work plans were endorsed for the applicant to seek a planning permit.

Work Plan Administrative Updates by Notification

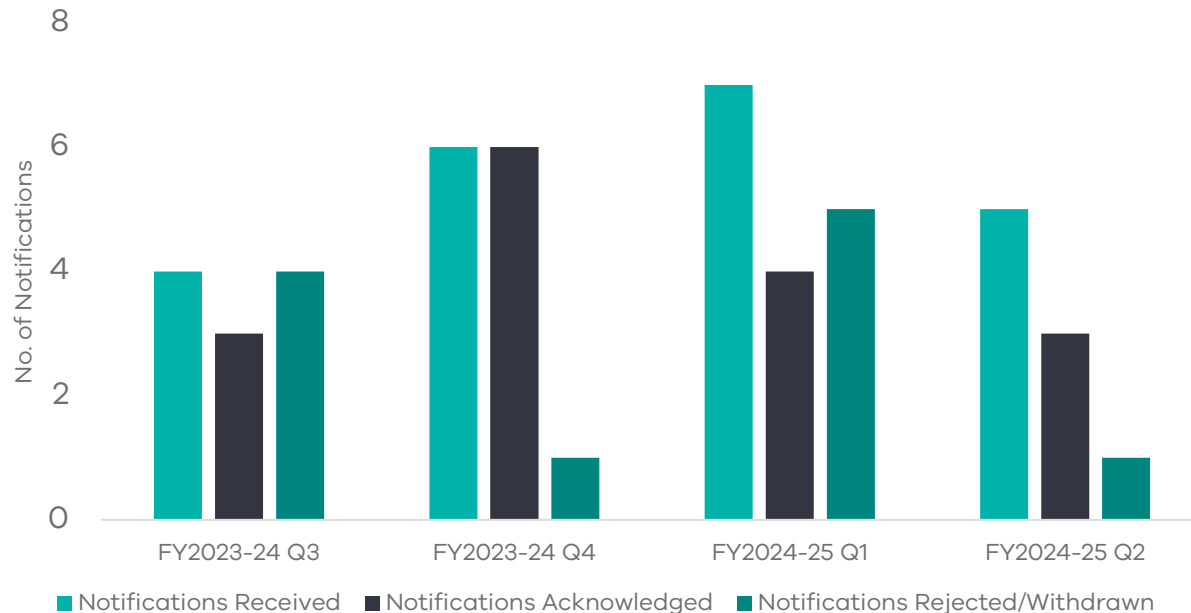
Extractive Industries	FY 2023-24 Q3	FY 2023-24 Q4	FY 2024-25 Q1	FY 2024-25 Q2
Notifications Received	4	6	7	5
Notifications Acknowledged	3	6	4	3
Notifications Rejected / Withdrawn	4	1	5	1

7 Administrative Updates Acknowledged

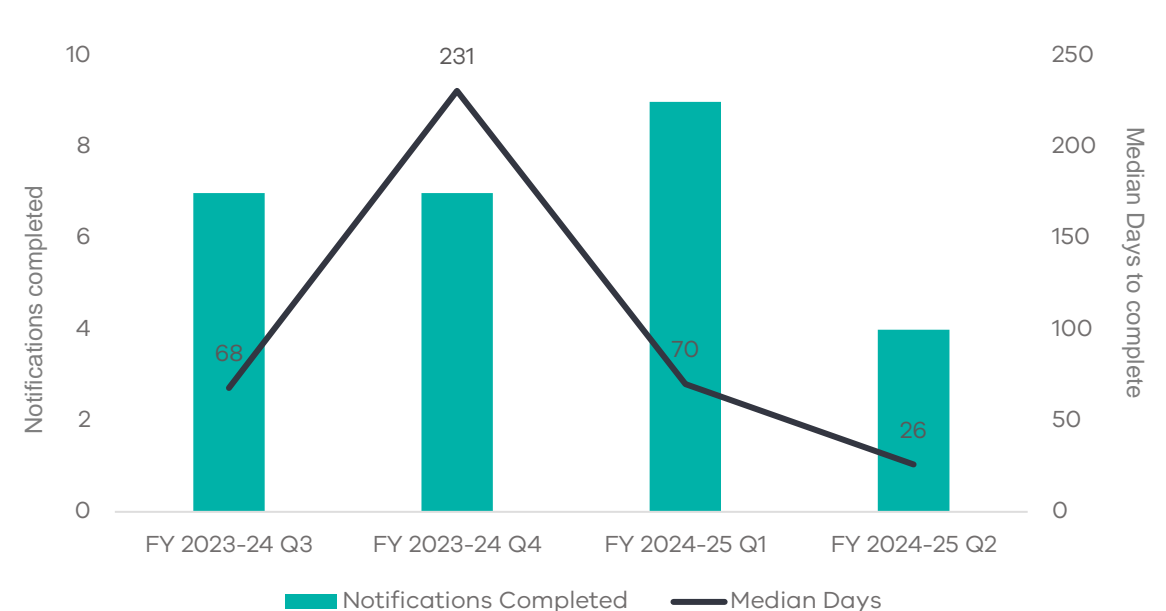
0.3 Million Tonnes Resources Estimate

- In FY24/25 Q2 there were three administrative updates acknowledged.
- Seven Administrative updates in total for FY24/25 TYD unlocking 0.3 million tonnes of resources.

Administrative Updates by Notification



Notifications Completed and Median Days



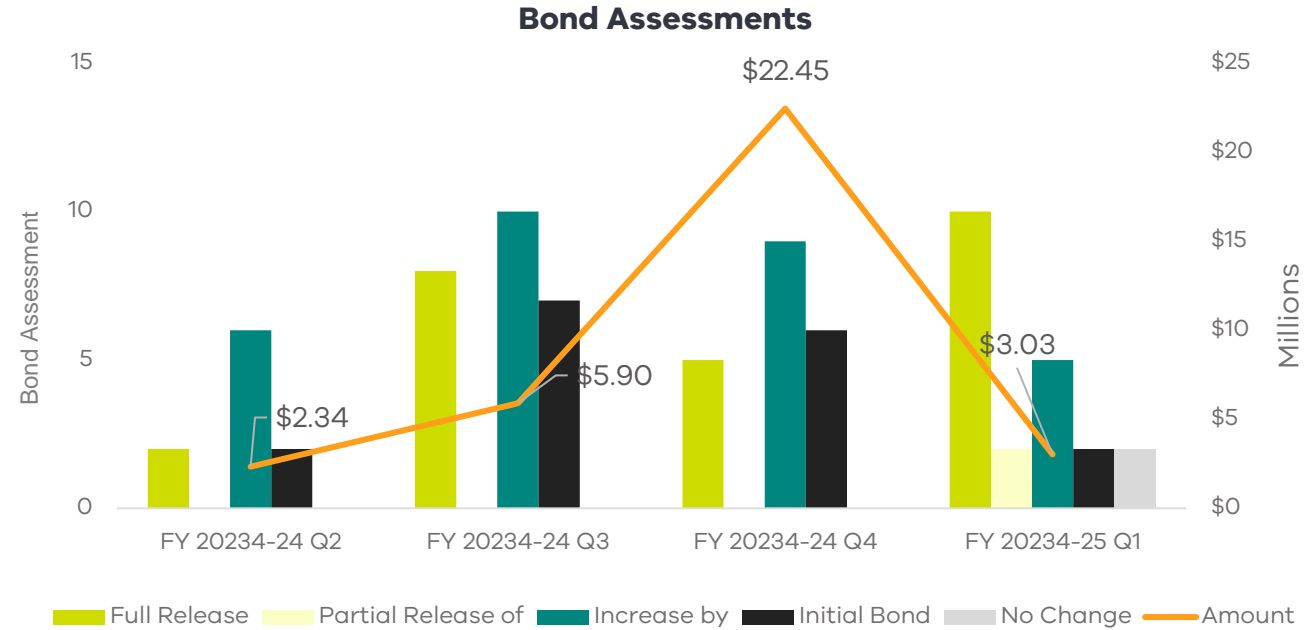
Work Authority Bonds

895
total bonds held

\$145.6 million
Value of bonds
(at 31 Dec 2024)

- In Q2, 21 bond assessments were conducted totalling a value of ~\$3.03M,
- Over half of the of the further bonds were a result of work plan variations approved in the previous quarter.
- Two initial bonds for two new in the pipeline.
- 12 bond releases across the state following successful completion of rehabilitation commitments

Link to website bond information and public bonds dashboard:
[Rehabilitation - Resources Victoria](#)



Bond Assessments

Bond Assessment	FY 2023-24 Q3		FY 2023-24 Q4		FY 2024-25 Q1		FY 2024-25 Q2	
	Assessed	Amount	Assessed	Amount	Assessed	Amount	Assessed	Amount
Bond Increase	6	\$1,410,000	10	\$4,540,750	9	\$21,575,000	5	\$2,680,000
Initial Bond	2	\$923,000	7	\$1,320,500	6	\$788,500	2	\$14,000
Full Release	2	\$8,500	8	\$43,500	5	\$89,800	10	\$163,500
Partial Release							2	\$173,500
No Change							2	
Total Assessments	10	\$2,341,500	25	\$5,904,750	20	\$22,453,300	21	\$3,031,000

Work Authority Bond Increase

Bond Increase fig 1

Bond Increase fig 2

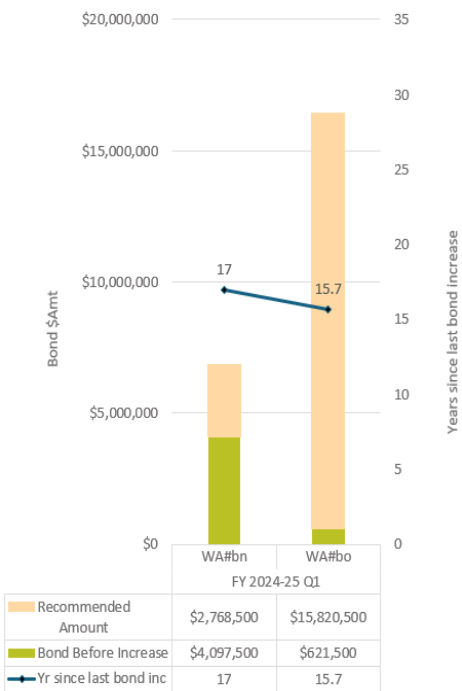
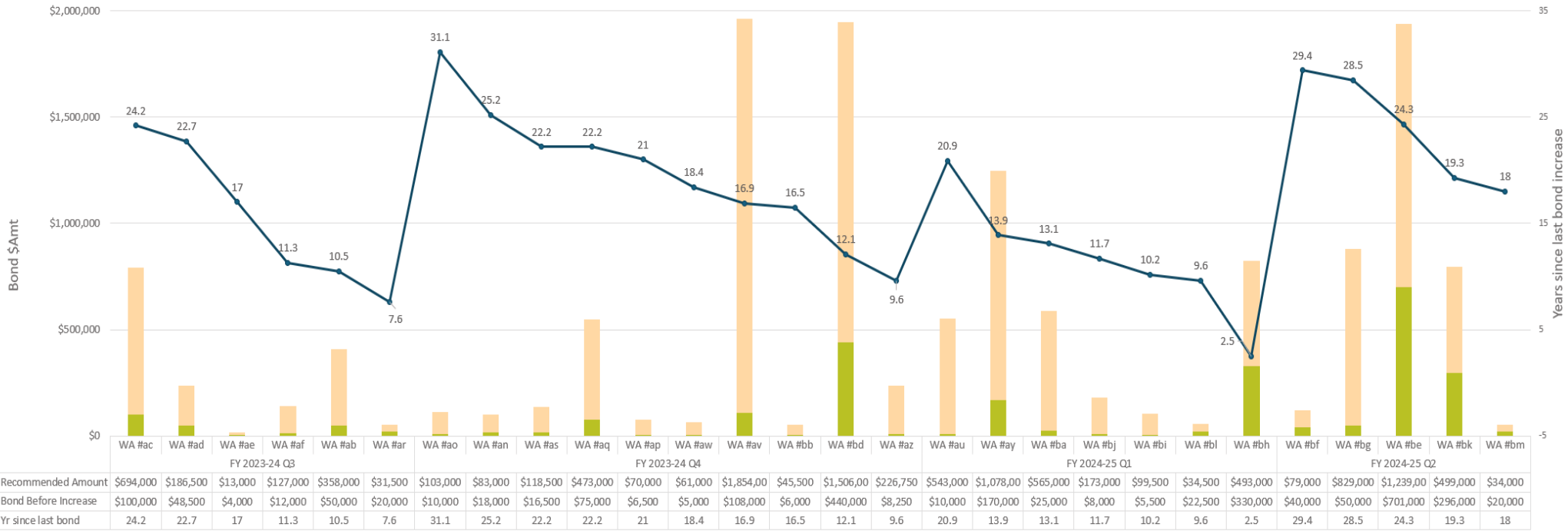


Fig1 have been separated from fig2 due to the difference in bond amount scales

* Work Authorities have been deidentified.

\$206,625
Median Increased amount

17 years
Median years since previous bond increase

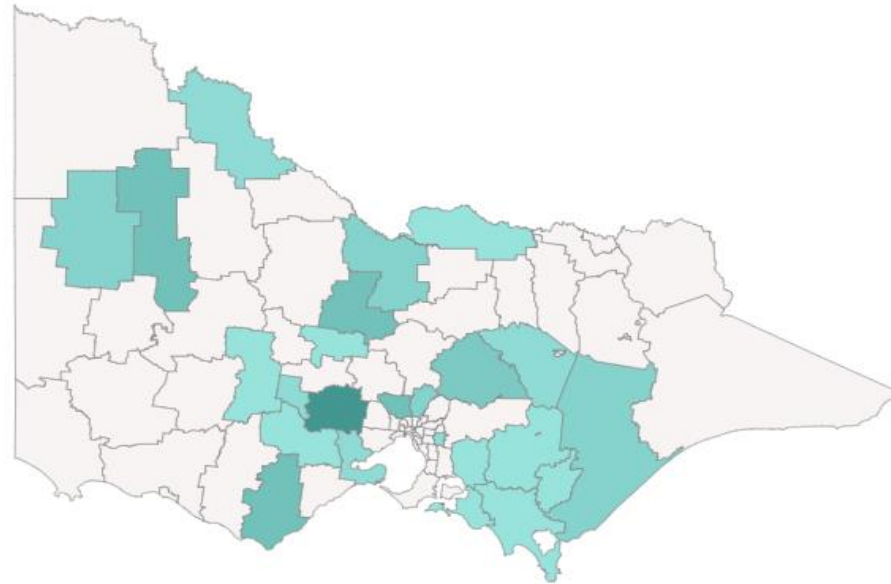
Bond Increase	FY 2023-24 Q3		FY 2023-24 Q4		FY 2024-25 Q1		FY 2024-25 Q2	
Reasons	No. bond Assessed	Amount	No. bond Assessed	Amount	No. bond Assessed	Amount	No. bond Assessed	Amount
Transfer	2	\$707,000	3	\$198,500	2	\$15,855,000	1	\$34,000
MRSDA Section 79A					1	\$2,768,500	4	2646000
Work Plan Variation	1	\$31,500	6	\$2,836,250	5	\$2,458,500		
Work Authority Extension	3	\$671,500	1	\$1,506,000				
Scheduled / Annual Review					1	\$493,000		
Total Increases	6	\$1,410,000	10	\$4,540,750	9	\$21,575,000	5	\$2,680,000

- In FY24/25 Q2 there were five further bond assessed totalling \$2.6M.
- The median years since previous bond increase reflects the work to address the historic backlog

Compliance Activities FY2024-25 Q2

LGA	Audit	Inspection	Meeting	Q2Total
Moorabool	6	4		10
Hume	1	5		6
Colac Otway	1	4		5
Greater Bendigo		5		5
Yarriambiack	5			5
Murrindindi		4		4
Whittlesea	1	2		3
Wellington	2	1		3
Hindmarsh	2	1		3
Campaspe		3		3
Baw Baw		2		2
Swan Hill		2		2
Greater Geelong		2		2
Mansfield		2		2
Ballarat		2		2
Knox		2		2
Bass Coast		1		1
Cardinia		1		1
Frankston		1		1
Mount Alexander		1		1
Latrobe	1			1
Golden Plains		1		1
Moira	1			1
Pyrenees		1		1
South Gippsland		1		1
Total Activities	20	48	0	68

LGA Heatmap - Compliance Activities

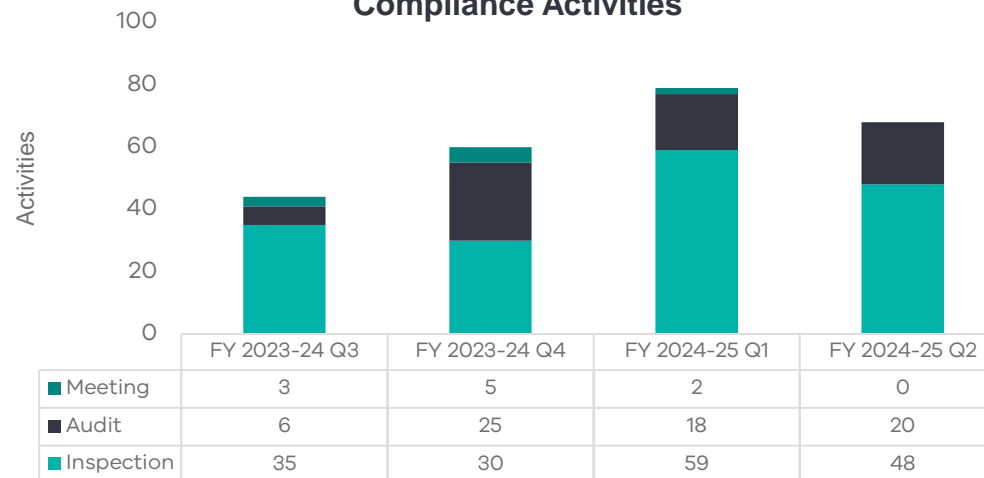


68
Compliance Activities

66
Unique Work Authorities

- In Q2 68 compliance activities were conducted on 66 sites.

Compliance Activities



Compliance Actions

Education

Compliance Actions	FY 2023-24 Q3	FY 2023-24 Q4	FY 2024-25 Q1	FY 2024-25 Q2
Written Instruction/Education	2	16	12	11
Official Warning Letter	1	1	1	
Total Actions	3	17	13	11

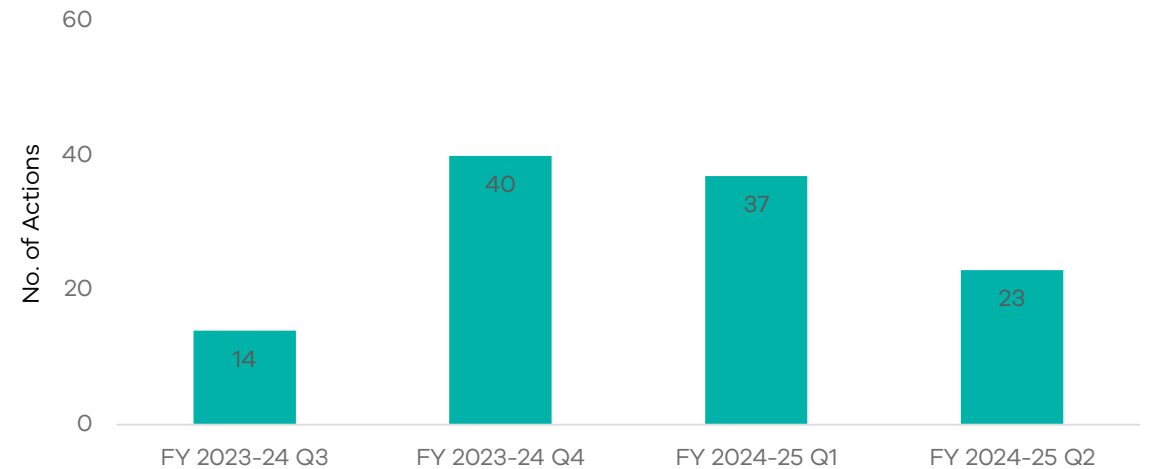
S110 / S110A Notices

Reasons for notice	FY 2023-24 Q2	FY 2023-24 Q3	FY 2023-24 Q4	FY 2024-25 Q1
Authorised Activity Compliance		7	4	2
Buffer Zones	2	1		
Drainage, Erosion and Discharge		1		
Dust Emissions	1			
Explosives		1		
Ground Disturbance			1	
Hazardous Materials Management		1		
Noise Emissions			1	
Other		1		
Rehabilitation of Site	1		2	
Reporting; Monitoring and Auditing		1		
Slope Stability		1		1
Tailings and Slime Management		1	1	1
Tenement Boundaries			4	
Top Soil Management		1		
Waste and Redundant Plan	2	2	2	2
Water Dams				2
Work Without Licence or Consents	5	2	4	4
Total notices issued	11	20	19	12

Enforcement

Compliance Actions	FY 2023-24 Q3	FY 2023-24 Q4	FY 2024-25 Q1	FY 2024-25 Q2
Infringement Notice			4	
Direction		2	1	
Total Actions	0	2	5	0

Quarterly Summary – Compliance Actions



- There were 23 compliance actions taken in Q2. 12 were remedial or stop work actions (S110/S110A notices).

More information on regulatory actions can be found here [Regulatory actions](#)
[Regulatory actions - Resources Victoria](#)

Compliance Incidents

Incidents	FY 2023-24 Q3	FY 2023-24 Q4	FY 2024-25 Q1	FY 2024-25 Q2
Explosives Air & Ground Vibration		2	2	1
Other (Not Specified Above)			1	2
Slope Stability			1	1
Environmental Incident Notification	2			
Fire Precautions & Risk Control		1	1	
Buffer Zones			1	
Drainage, Erosion & Discharge	1			
Rehabilitation of Site			1	
Total Incidents	3	3	7	4
Unique sites	3	2	5	3

Community Complaints

Complaints	FY 2023-24 Q4	FY 2024-25 Q1	FY 2024-25 Q1	FY 2024-25 Q2
Buffer Zones				1
Community Engagement		1		
Drainage, Erosion & Discharge			1	
Dust Emissions	2		2	3
Explosives Air & Ground Vibration	5	5		
Impacts Outside Tenement Site	2	2	2	
Native Vegetation & Fauna				1
Noise Emissions		3	3	
Other (Not Specified Above)			1	
Public Safety & Site Security		1		
Waste & Redundant Plant			1	
Water Dams			1	
Work without License or Consents	2	2	1	1
Working Hours		2		2
Total Complaints Received	11	16	12	8
Unique Tenements	6	9	7	5
Unique Informants	8	13	10	8

Compliance Community Reference Group Attendance

Tenement	Tenement Holder	LGA	FY 2023-24 Q3	FY 2023-24 Q4	FY 2024-25 Q1	FY 2024-25 Q2
WA102	Boral Resources (Vic) Pty Ltd	Whittlesea				1
WA104	Bourke Pty Ltd	Corangamite		1		
WA158	Holcim (Australia) Pty Ltd	Colac Otway	1		1	
WA174	Holcim (Australia) Pty Ltd	Cardinia		1		
WA188	Davegale Pty Ltd	Greater Geelong				1
WA385	Heidelberg Materials Australia Pty Ltd	Knox			2	
WA41	Barro Group Pty Ltd	Greater Geelong	1			1
WA532	Sand Supplies Pty Ltd	Bass Coast			1	
WA82	Boral Resources (Vic) Pty Ltd	Moorabool		1	1	1
	Total Attendance		2	3	5	4

Department of Energy, Environment and Climate Action

Earth Resources Regulator

8 Nicholson Street
East Melbourne VIC 3002
Telephone: 1300 366 356

© Copyright State of Victoria, Department of Energy, Environment and Climate Action
2025

Except for any logos, emblems, trademarks, artwork and photography, this document is made available under the terms of the Creative Commons Attribution 3.0 Australia licence.

Earth Resources Regulation performance reporting site:
[Regulator performance reporting - Resources Victoria](#)