



Earth Resources Regulator Minerals Performance Report

2024-25 Q2





We acknowledge and respect Victorian Traditional Owners as the original custodians of Victoria's land and waters, their unique ability to care for Country and deep spiritual connection to it.

We honour Elders past and present whose knowledge and wisdom has ensured the continuation of culture and traditional practices.

Resources Victoria is committed to genuinely partnering with Victorian Traditional Owners and Victoria's Aboriginal community to progress their aspirations.

Mineral Summary FY 2024-25 YTD (1 July 2024 to 31 Dec 2024)



Licence Applications / Licence Variations

5

new licences granted

100%

licences granted within statutory timeframes

92

licence applications pending

104

licence variations approved



Current Licences

416

exploration licences

108

mining licences

38

prospecting licences

48

retention licences



Work Plans

100%

of decisions made within statutory timeframes

8

work plans approved



Compliance

57

compliance activities

11

enforcements

77

incidents

9

complaints received



Bonds

\$739.7

million bonds held

26

bond assessments completed

Mineral summary – licence decision timelines

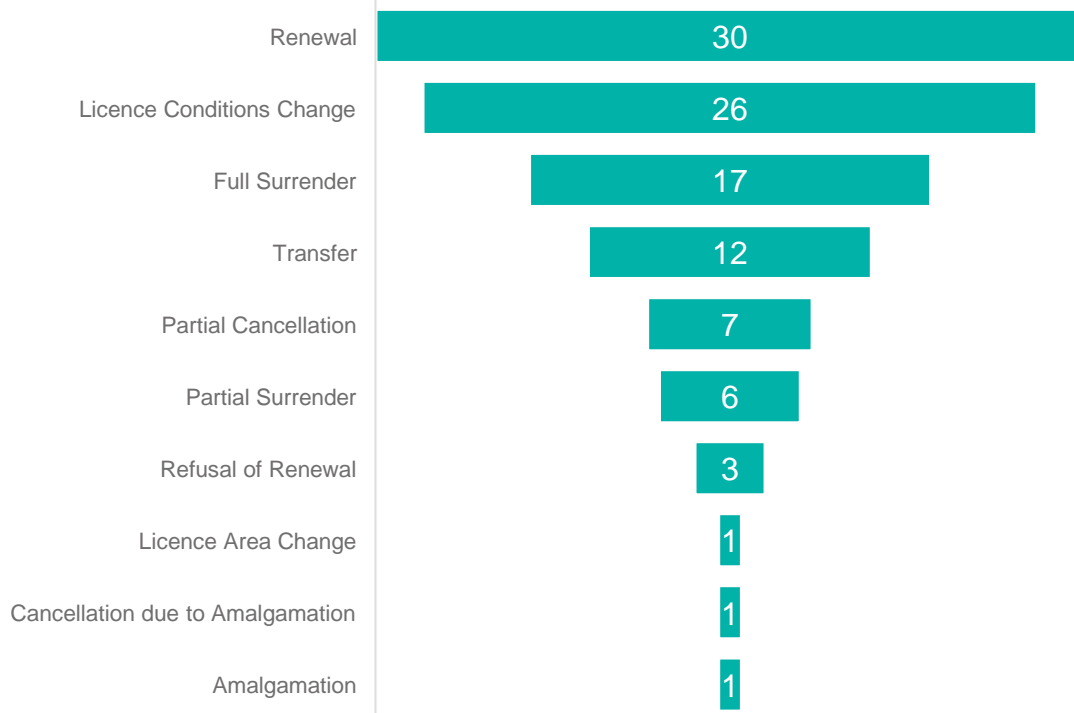
What we promised

- Reduce decision timeframes by 15 per cent (Towards 2030: Resources Victoria Strategy)

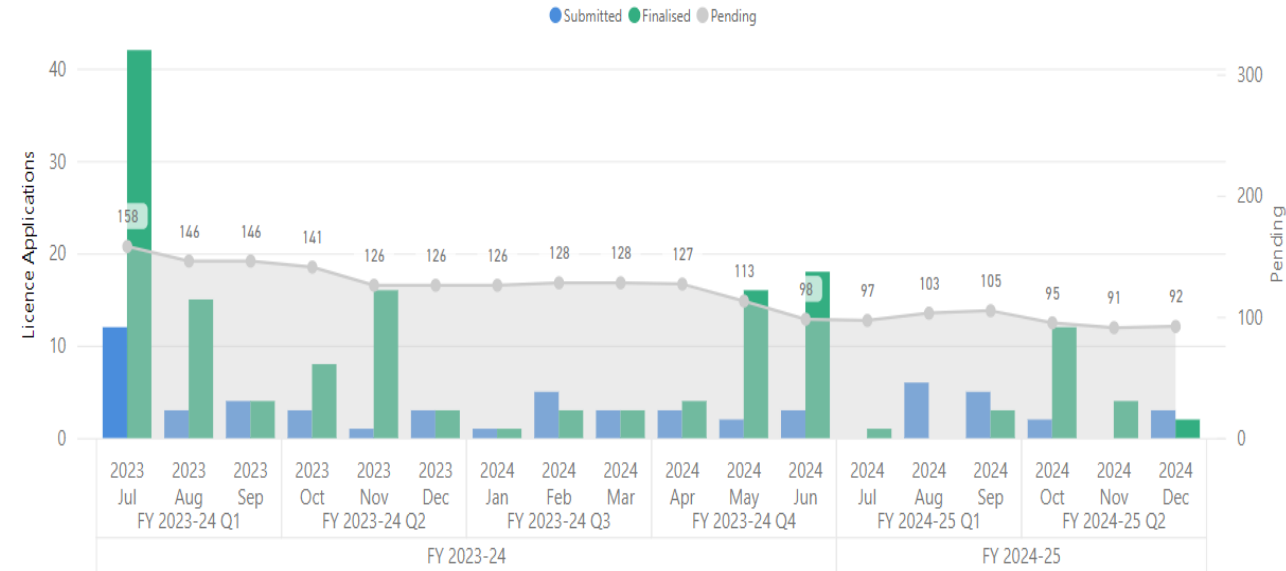
What we delivered in FY2024/25 YTD

- New voluntary Compliance Declaration form for all minerals licensing applications to enable fast-track processing based on past performance.
- Reduction in pending applications, with 92 licence applications pending at the end of YTD compared to 126 same time last year.
- 104 licence variations approved – including 30 renewals
- 100% of work plan decisions made within Statutory Timeframe

Licence Variations: 104 Approved



Licence Applications



Mineral summary – rehabilitation liabilities

What we promised

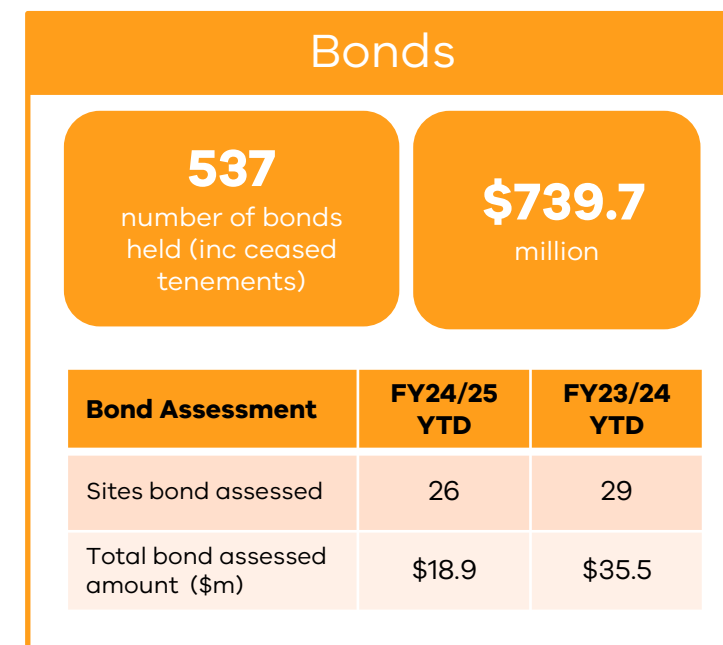
- Ensure adequate rehabilitation bonds are in place to reduce liability of earth resources sites to government ([Towards 2030: Resources Victoria Strategy](#))
- Continue to deliver on our commitments in the [Regulatory Practice Strategy for the Rehabilitation of Earth Resources Sites](#)

What we delivered in FY24/25 YTD

- Assessed \$18.8M from 26 bonds.
 - \$17.1M increase from one mine
 - \$136K from initial bonds
 - \$140K bond released as rehabilitation commitments were met.

What the numbers tell us

- The number of bond assessments were similar to the same time last financial year.
- Progressive rehabilitation and more frequent self-assessment can reduce bond held to accurately reflect current rehabilitation liability (see resources.vic.gov.au/community-and-land-use/rehabilitation for more information)



Rehabilitation bond assessments last four quarters

Bond Assessment	FY 2023-24 Q3		FY 2023-24 Q4		FY 2024-25 Q1		FY 2024-25 Q2	
	Assessed	Amount	Assessed	Amount	Assessed	Amount	Assessed	Amount
Initial Bond	26	\$409,500	4	\$40,000	3	\$30,000	7	\$106,000
Bond Increase	7	\$814,600	1	\$178,000			2	\$18,579,000
Full Release	3	\$30,000	7	\$65,000	10	\$110,500	4	\$30,000
Partial Release			1	\$5,500				
No Change	2		2					
Total Value of Assessments	38	\$1,254,100	15	\$288,500	13	\$140,500	13	\$18,715,000

Minerals summary – compliance

What we promised

- Compliance actions that protect the environment, members of the public, land, property and infrastructure ([Towards 2030: Resources Victoria Strategy](#))

What we delivered in FY24/25 YTD

- 57 audits, inspections and meetings across 32 sites including the Latrobe Valley Declared mines which have a scheduled inspection and audit programme
- Attended 14 community reference groups related to large mine operations.
- Responded to increased complaints related to blasting noise and vibration
- Updates on regulatory actions can be view on the [regulatory actions webpage](#)

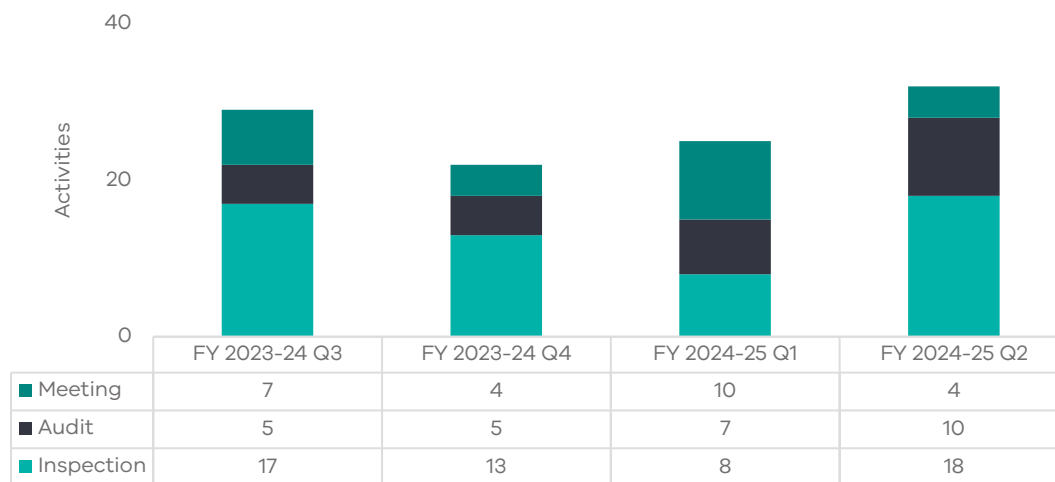
57
Activities

32
Unique sites

What the numbers tell us

- In FY24/25 YTD, Nine community complaints were received for six sites.
- Increased audits related to tailings management as well as closed mine sites in regard to site rehabilitation.
- Declared mines engagement in the Latrobe Valley focuses on stability, fire prevention and rehabilitation at all sites as well as progressing the Declared Mine Rehabilitation Programme.
- Close monitoring of actions to address non-compliance has been a focus in Q2, with these follow up inspections contributing to the higher inspection count.
- In line with the compliance priorities, inspectors spent significant effort this quarter on tailings management. Lack of adequate management and maintenance is a factor in many of the issues inspectors are finding.

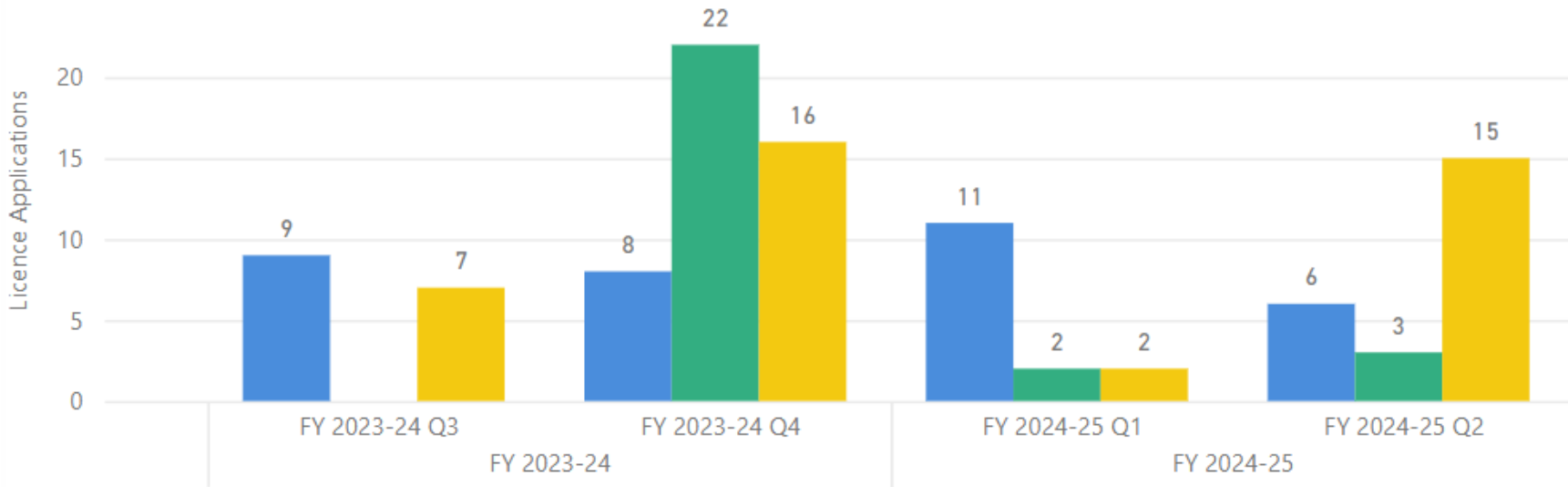
Compliance Activities Quarterly Summary



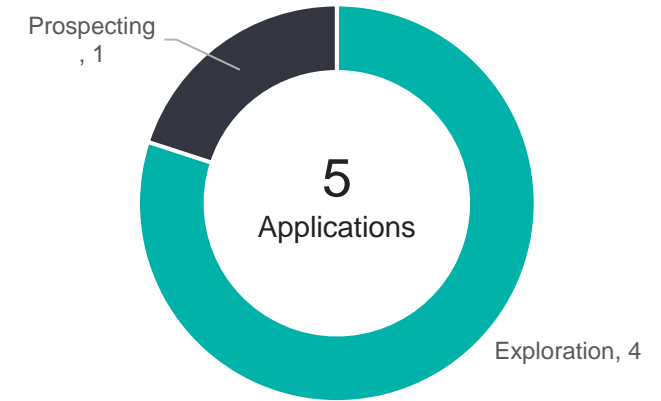
Mineral Licences FY2024-25 YTD (01 Jul 2024 to 31 Dec 2024)

Mineral Application Submitted, Granted and Withdrawn/Refused

Submitted Granted Withdrawn/Refused



FY 2024-25 YTD Granted Application by Licence Types



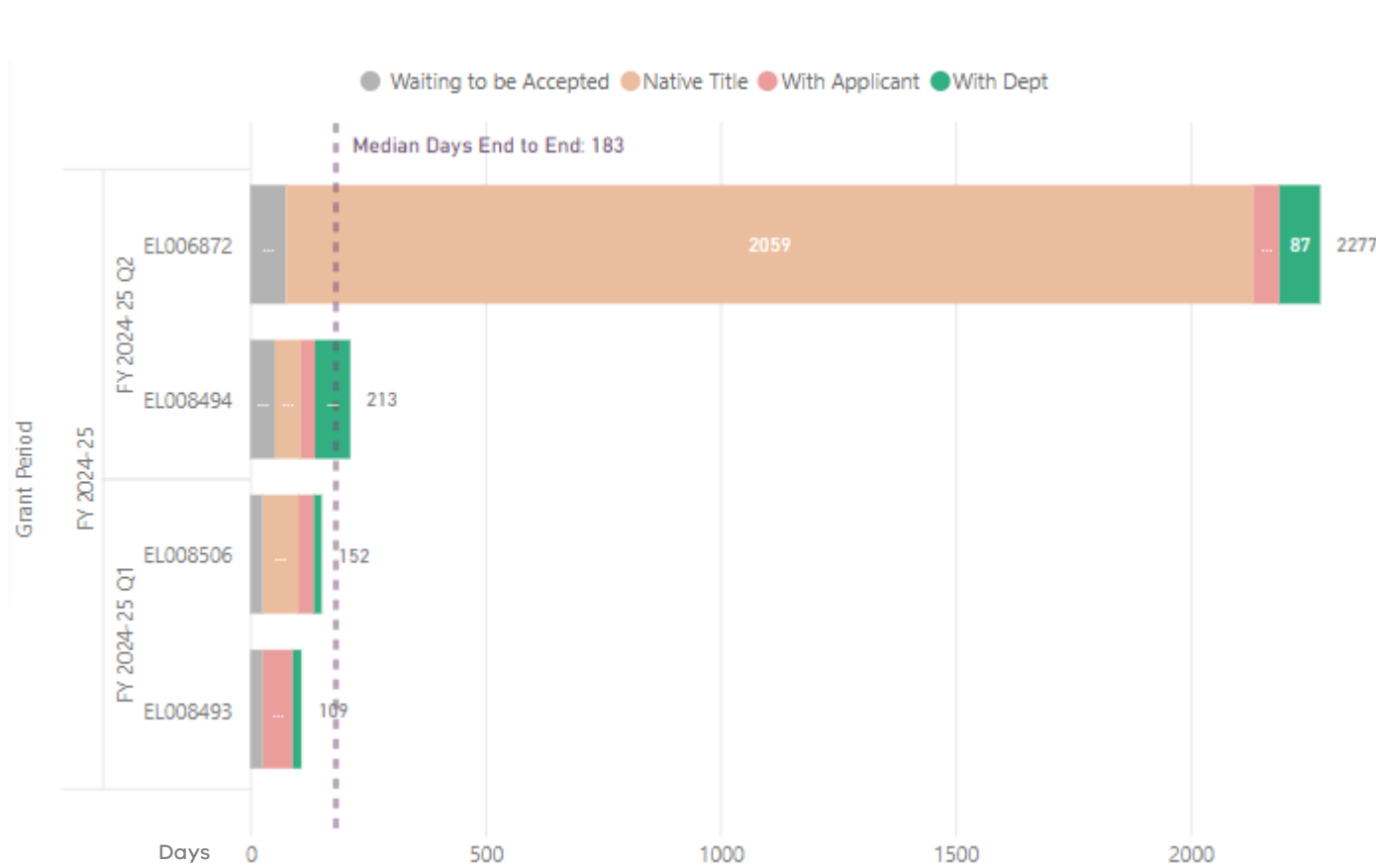
Mineral Application granted within statutory time frame (STF)

Decisions Time Frame	FY 2023-24 Q3	FY 2023-24 Q4	FY 2024-25 Q1	FY 2024-25 Q2
Within STF	-	14	2	3
Over STF	-	8	0	0
Total	-	22	2	3
% Within STF	-	64%	100%	100%

- In FY24/25 YTD, 21 licence applications were received, 15 exploration, 14 prospecting, one mining and one retention licences
- Four exploration and one prospecting licence applications were granted within statutory time frame.
- Nine exploration licences applications were withdrawn and eight were refused by the applicant.

Exploration Licence Granted in FY2024-25 YTD (01 Jul 2024 to 31 Dec 2024)

Exploration Licence Applications Submitted to Granted (End to End)



Granted Primary Minerals

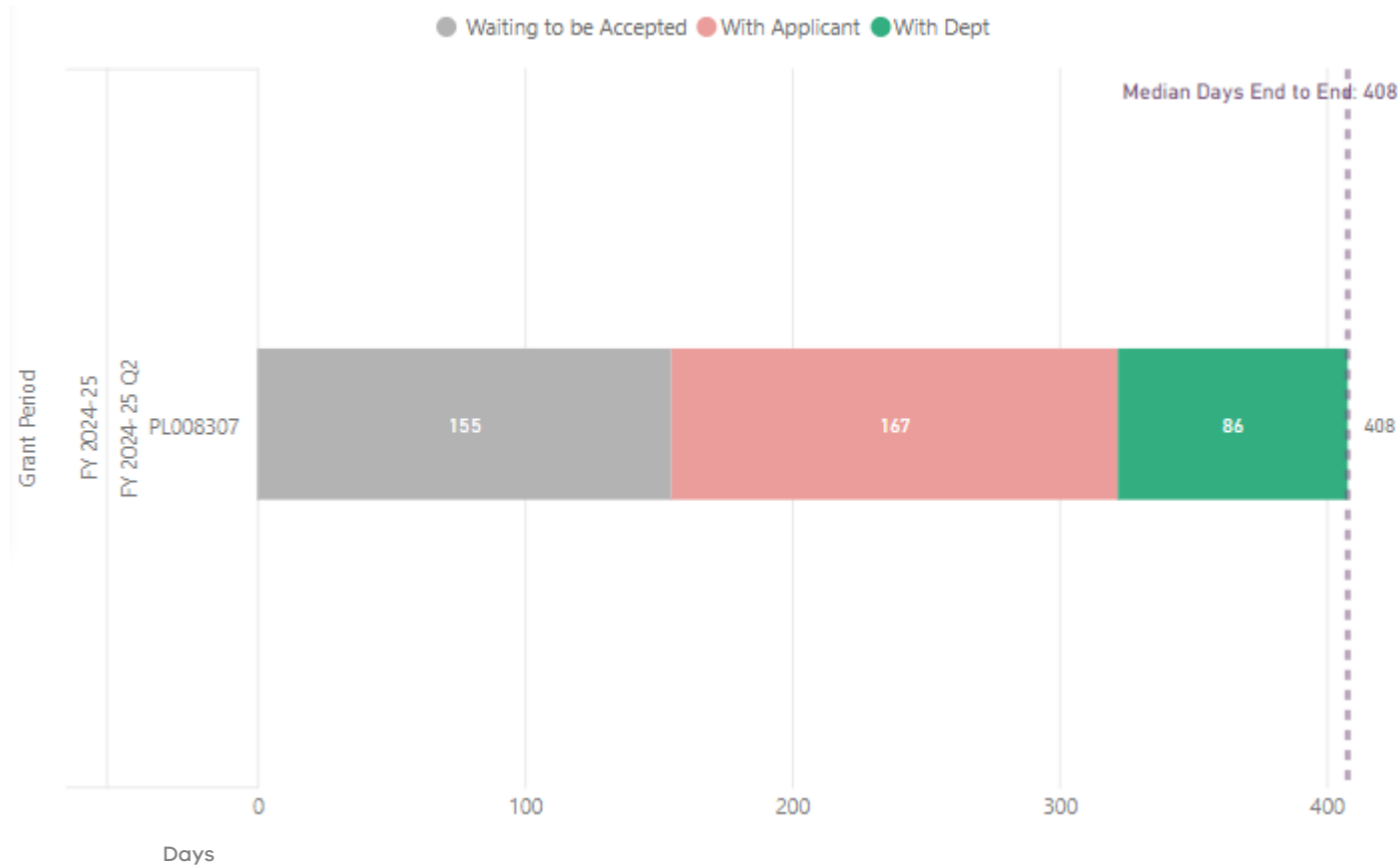


Stage	FY24-25 YTD Average Days	FY23-24 TYD Average Days	FY22-23 YTD Average Days	FY21-22 YTD Average Days
Exploration Applications Granted	4	37	62	47
Waiting to be Accepted	46	41	95	115
Competing Application	0	227	191	299
Native Title	729	270	425	232
With Department	49	96	99	97
With Applicant	46	90	153	109
Median End to End	183	408	468	446

- In FY24/25 Q2 two exploration licence applications were granted. One was in native title for over 5.5 years. Four exploration licence applications granted in FY24-25 YTD
- The median End to End timeframe for exploration licences granted in FY24-25 YTD was 183 days.

Prospecting Licence Granted in FY2024-25YTD (01 Jul 2024 to 31 Dec 2024)

Prospecting Licence Applications Submitted to Granted (End to End)



Granted Primary Minerals

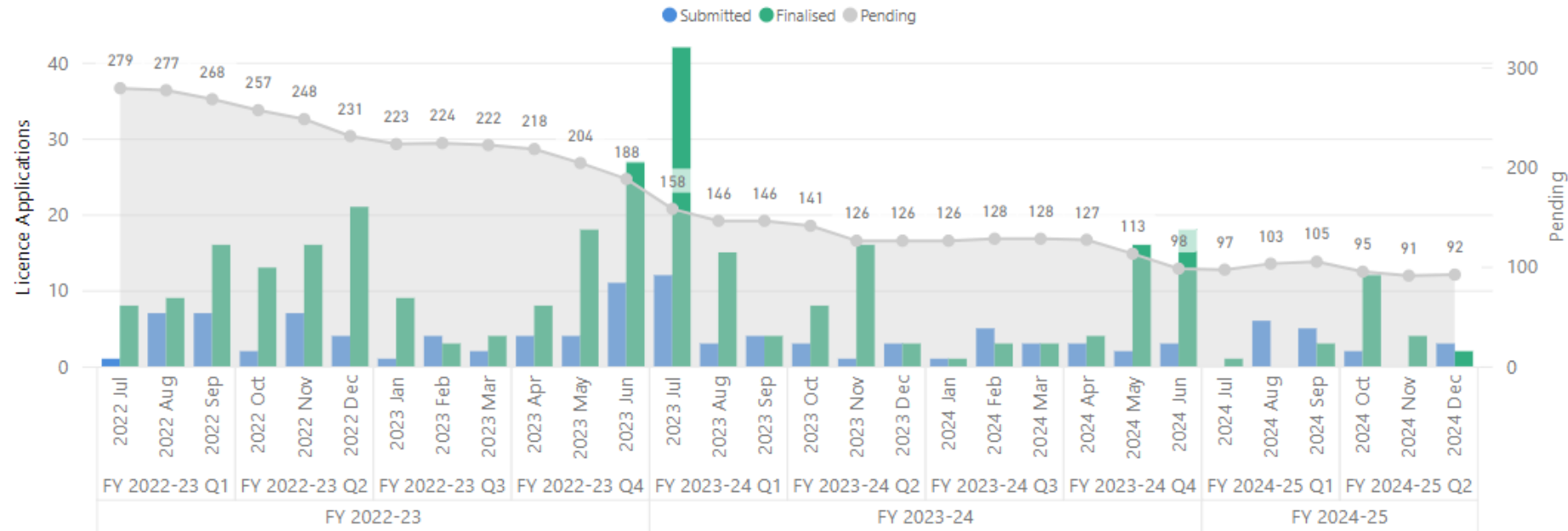


Stage	FY24-25 YTD Average Days	FY23-24 YTD Average Days	FY22-23 YTD Average Days	FY21-22 YTD Average Days
Prospecting Applications Granted	1	0	5	3
Waiting to be Accepted	155	-	15	55
With Department	86	-	66	38
With Applicant	167	-	62	94
End to End	408	-	136	201

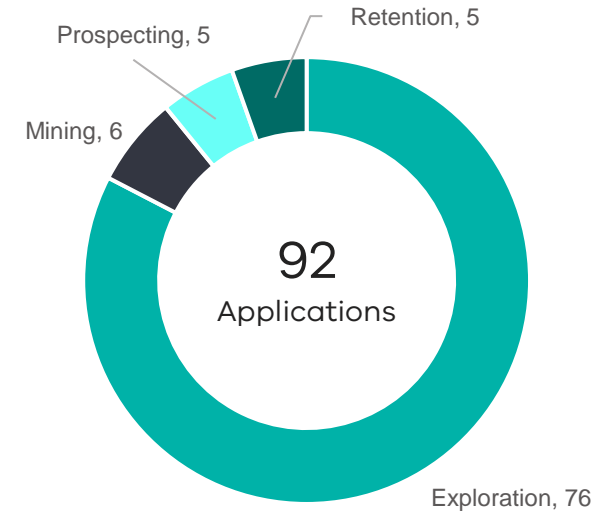
- In FY 24-25 Q2 one Prospecting licence applications was granted and the End to End timeframe was 408 days. 41% of the time the application was with the applicant.

Mineral Licence Applications Pending In the System (31 Dec 2024)

Mineral Applications Summary by Status



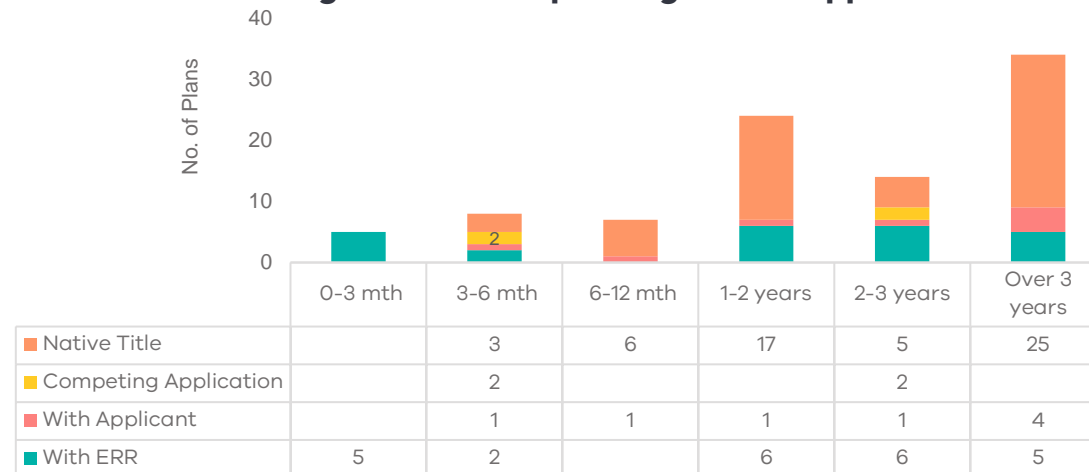
Pending Application Licence Types



Pending Licence Application Stage

Pending Application Stage	No.
Native Title	56
With ERR	24
With Applicant	8
Competing Applications	4
Pending Applications	92

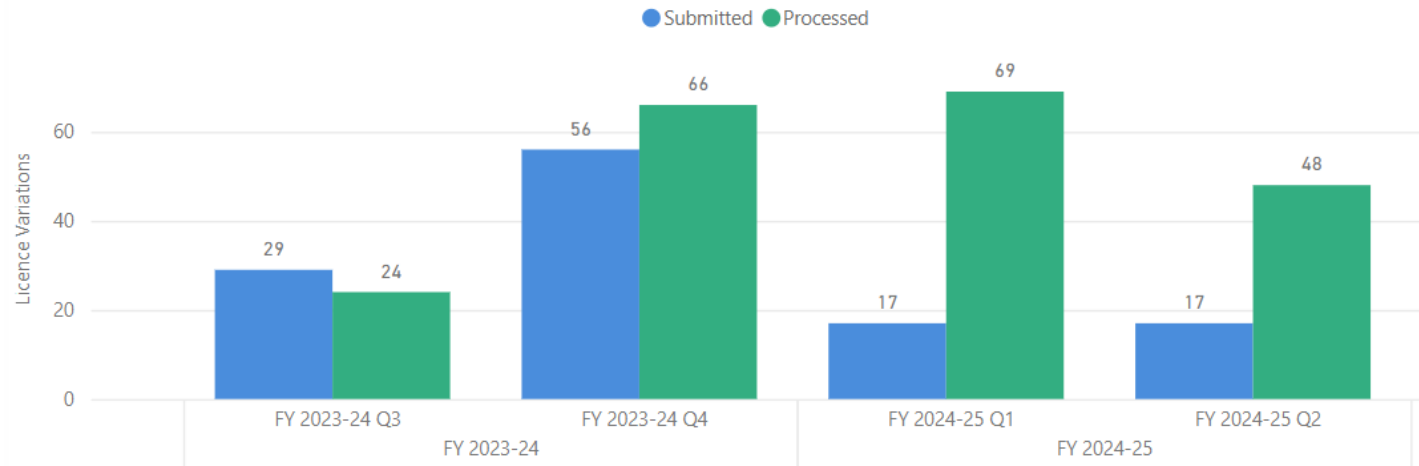
Stage Duration of pending licence applications



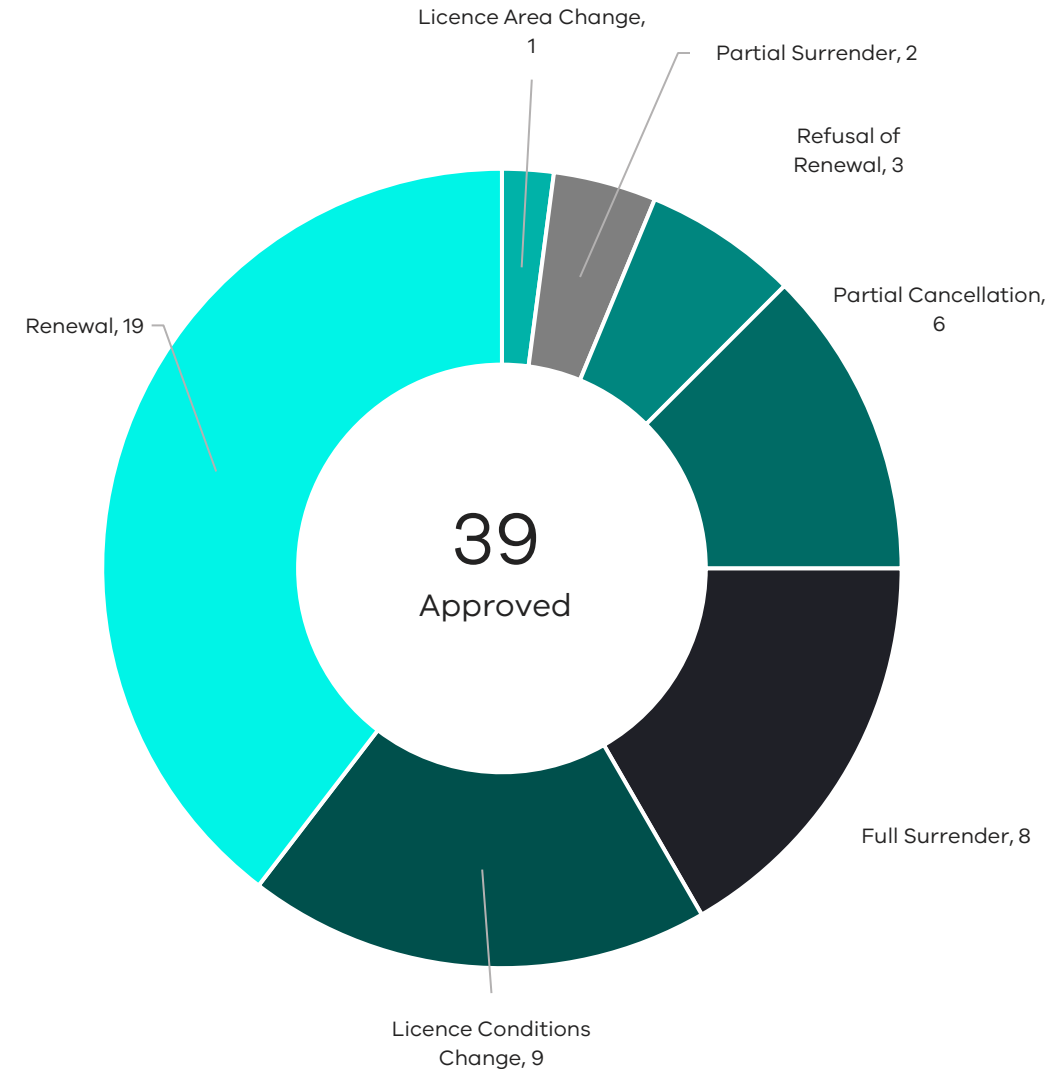
- In FY2024-25 YTD there were 16 applications submitted and 22 applications finalised
- As at 31 Dec 2024 there were 92 pending licence applications.
 - 61% (56) of applications are in the Native Title process or with the applicant.
 - 26% (24) applications are with ERR

Mineral Licence Variations FY 2024-25 YTD (01 Jul 2024 to 31 Dec 2024)

Variation Submitted and Processed



Variation Approved FY2024-25 Q2



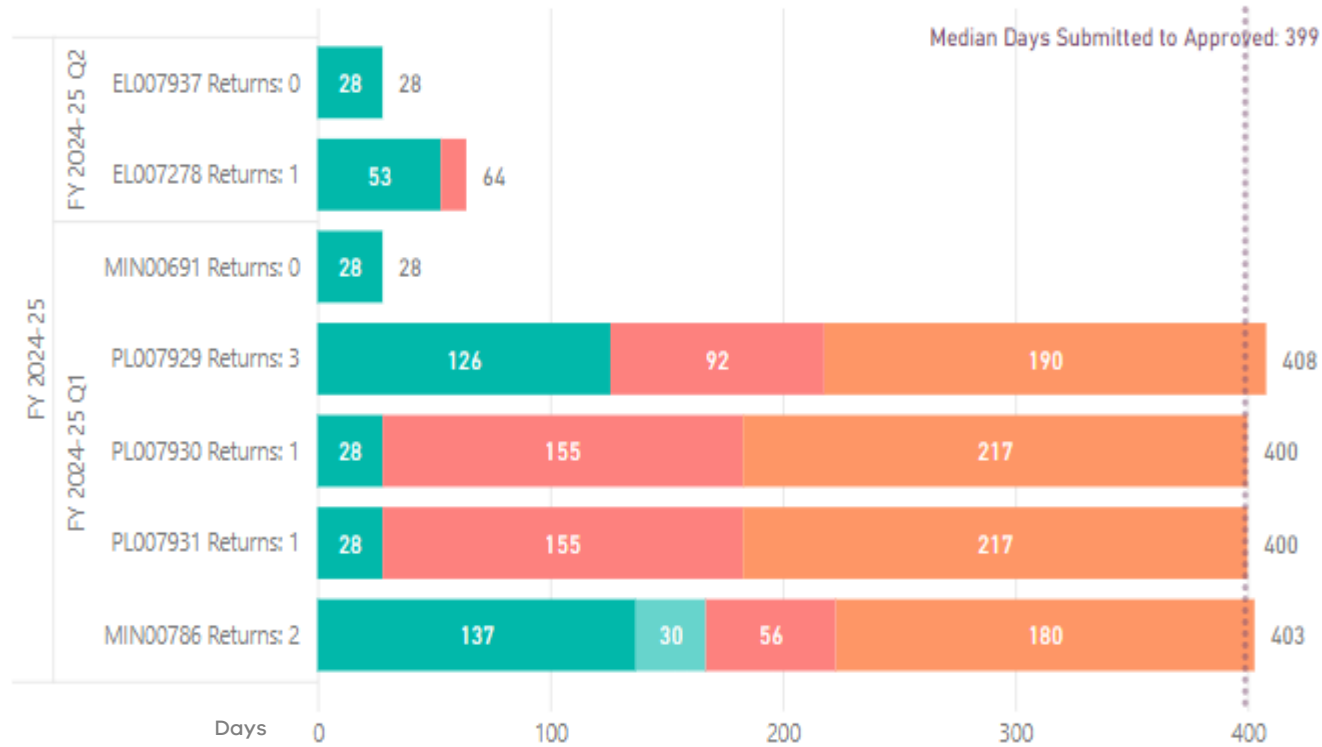
Variation Processed

Licence Variation Status	FY 2023-24 Q3	FY 2023-24 Q4	FY 2024-25 Q1	FY 2024-25 Q2
Approved	20	51	65	39
Withdrawn	3	13	4	5
Refusal	0	2	0	3
Declined	1	2	0	1
Licence Variations Total	24	66	69	48

Initial Mineral Work Plan Approved in FY 2024-25 YTD (01 Jul 2024 to 31 Dec 2024)

Work Plan Submitted to Approved

Stage ● Plan with ERR ● Plan with Agency ● Plan with Applicant ● Plan Seek Permit



7 Work Plans Approved

Geographic location

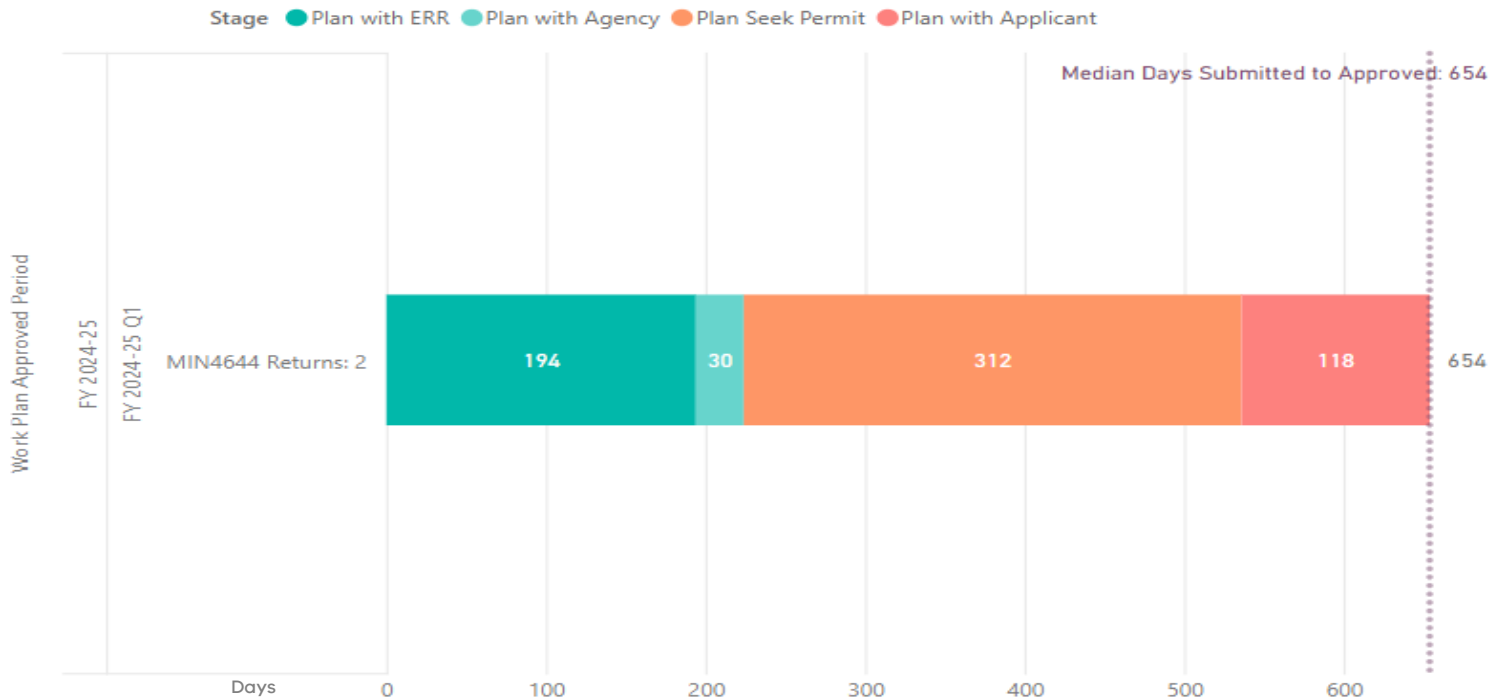
Tenement	Area Ha	Km from GPO	RV Region	Primary LGA
PL007931	5	344	North	Yarriambiack
PL007930	5	345	North	Yarriambiack
PL007929	5	345	North	Yarriambiack
MIN007866	62	351	North	Yarriambiack
MIN006916	163	154	North	Loddon
EL007937	20	161	West	Central Goldfields
EL007278	24	162	West	Central Goldfields

Stage	FY21/22 YTD Median Days	FY22/23YTD Median Days	FY23/24 YTD Median Days	FY24/25YTD Median Days
Work Plans Approved	7	1	3	7
With ERR	56	159	62	28
With Internal Agency	4	-	-	4
With Applicant	22	184	62	56
Seek Permit	204	-	219	204
End to End	78	343	281	399

- In FY24/25 Q2 there were two initial works approved. This brings the FY24/25 YTD total to seven initial work plans approved.
- Average no. of returns to applicant was one

Work Plan Variation Approved in FY 2024-25 YTD – Planning Permit Required

Work Plan Submitted to Approved – Planning Permit Required



1 Work Plan Approved

Geographic location

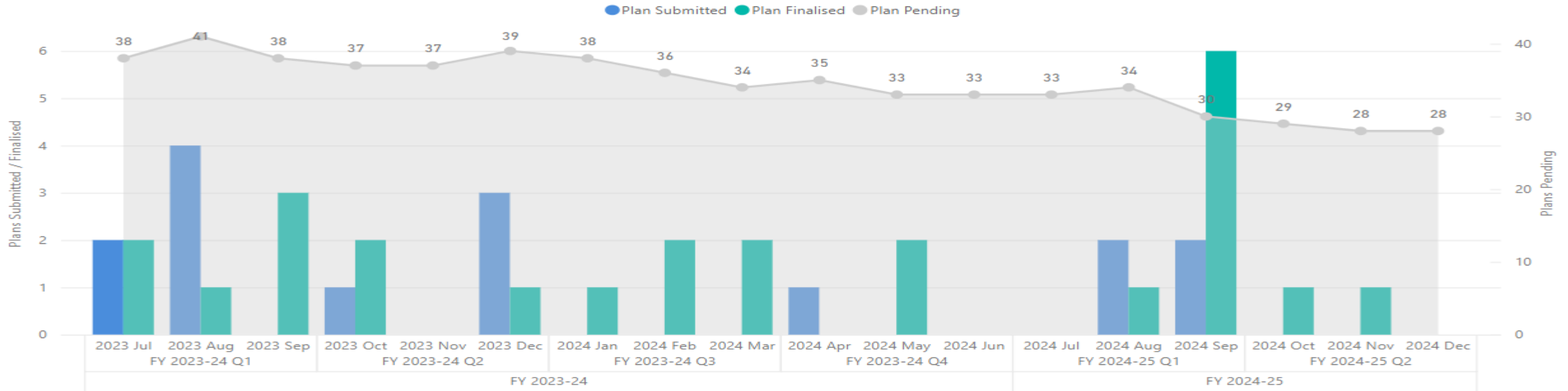
Tenement	Area Ha	Km from GPO	RV Region	Primary LGA
MIN4644	1219.30	103.67	North	Greater Bendigo

Stage	FY21/22 YTD Median Days	FY22/23YTD Median Days	FY23/24 YTD Median Days	FY24/25YTD Median Days
Work Plans Approved	7	1	3	1
With ERR	56	159	62	194
With Internal Agency	4	-	-	30
With Applicant	22	184	62	118
Seek Permit	204	-	219	312
End to End	78	343	281	654

- In FY24/25 Q2 there were no work plan variation approvals.
- For FY24/25 YTD, One work plan variation requiring a planning permit was approved.

Mineral Work Plan Applications In the System (31 Dec 2024)

Mineral Work Plans Summary by Status

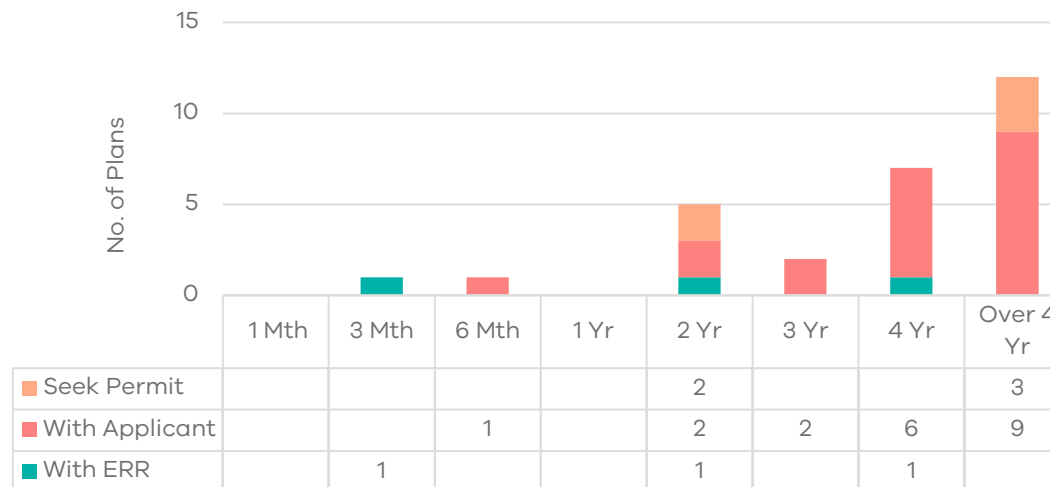


Status: Submitted | finalised (Approved, Withdrawn, Refused) | Pending (work plan submitted yet to be finalised)

Work Plan Application Stage

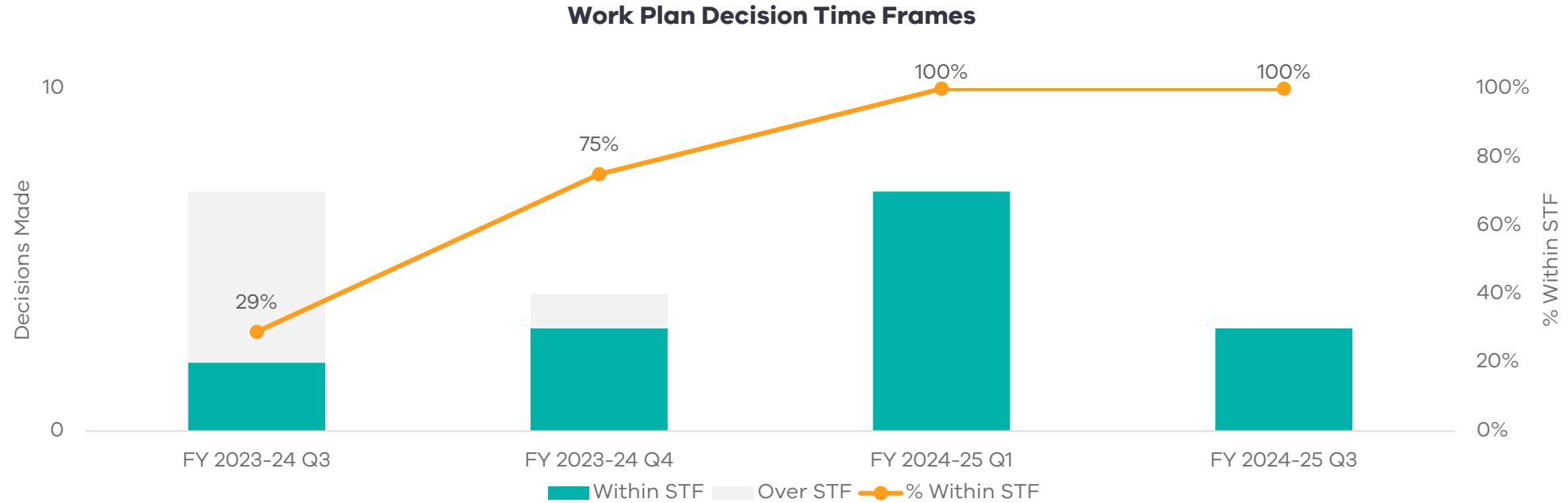
Stage	No.
With Applicant	20
Seeking Planning Permit	5
With ERR for Assessment	3
Work Plans Applications	28

Stage Duration of work plan applications



- There are 28 minerals work plan applications as of 31 Dec 2024.
- There were no new work plan submissions in the quarter.
- 89% (25) of the work plan applications were with applicant or with applicant seeking a planning permit.

Work Plan Decisions Made Within Statutory Time Frame (STF)



Work Plan Decision Time Frames

Decisions Time frame	FY 2023-24 Q3	FY 2023-24 Q4	FY 2024-25 Q1	FY 2024-25 Q2
Within STF	2	3	7	3
Over STF	5	1		
Decisions	7	4	7	3
% Within STF	29%	75%	100%	100%

FY24/25 Q2 Decision Outcomes

Outcomes	Within STF	Over STF	Q2Total
Approved by Delegate	2		2
Return to Applicant	1		1
Total	3	0	3

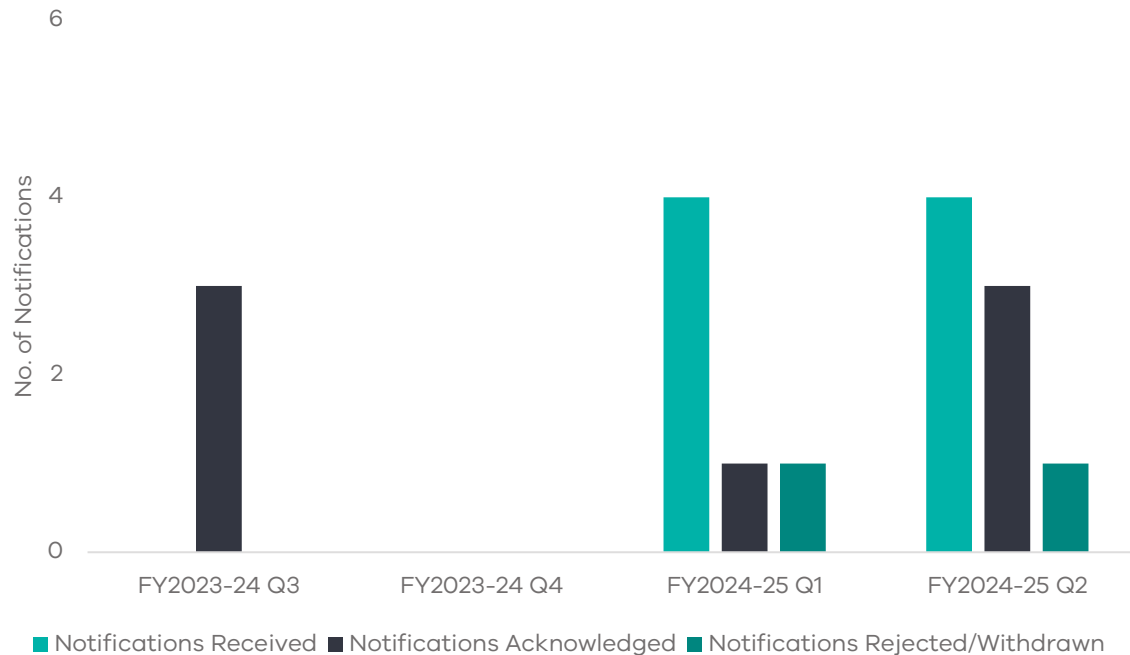
- In FY24/25 Q2, 100% of mineral work plan decisions were made within statutory time frame (3 out of 3)

Work Plan Administrative Updates by Notification

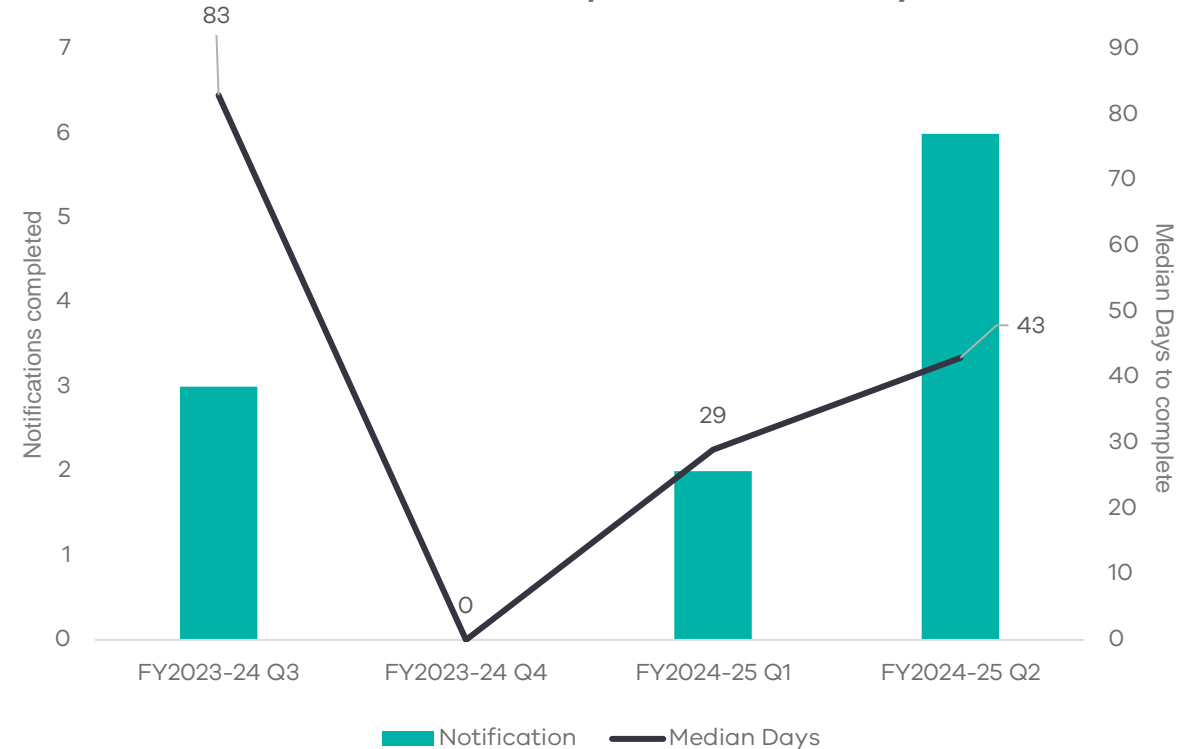
Mineral industries	FY 2023-24 Q3	FY 2023-24 Q4	FY 2024-25 Q1	FY 2024-25 Q2
Notifications Received			4	4
Notifications Acknowledged	3		1	3
Notifications Rejected / Withdrawn			1	1

- In FY24/25 Q2 there were four administrative updates received, three was acknowledged, and one was refused as it did not meet the criteria for an administrative update.

Administrative updates by notification



Notifications Completed and Median Days



Mineral Bond Assessments

537

number of bonds held

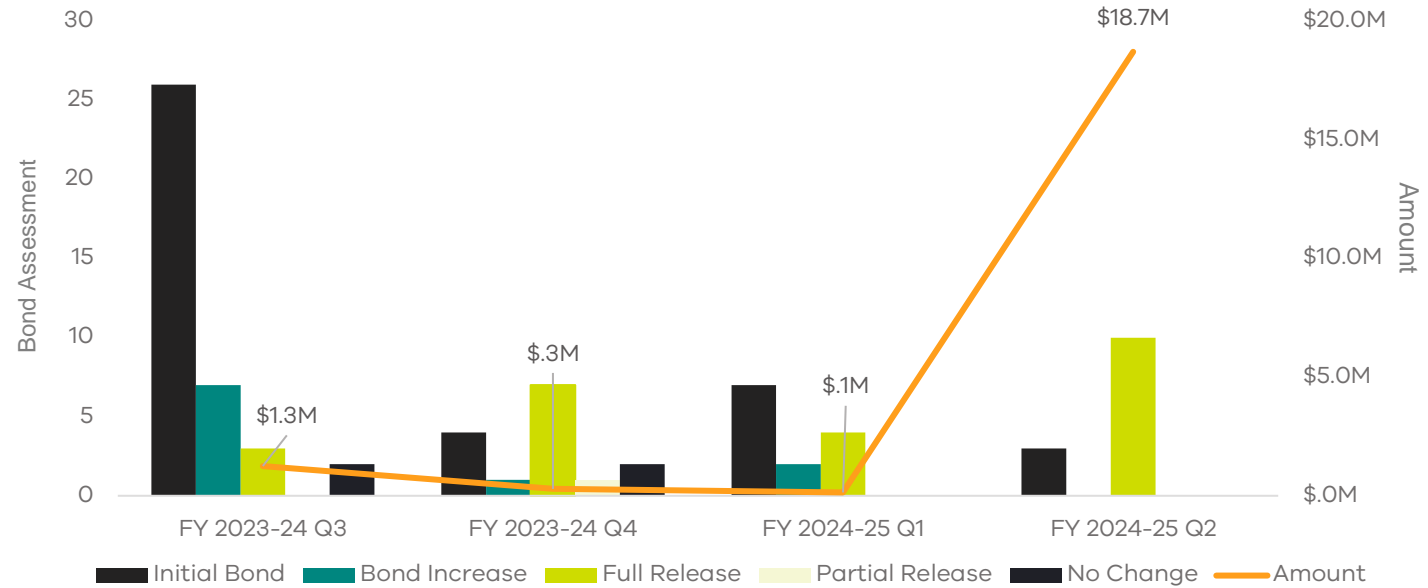
\$739.7 million as of 31 Dec 2024

In FY FY24/25 Q2, 13 bond reviews were undertaken totalling ~ \$18.7M.

- \$106K – Initial bonds
- \$18M- Bond Increased
- \$30K – Bond released

Link to website on bonds information and public bonds dashboard: [Rehabilitation - Resources Victoria](#)

Bond Assessments

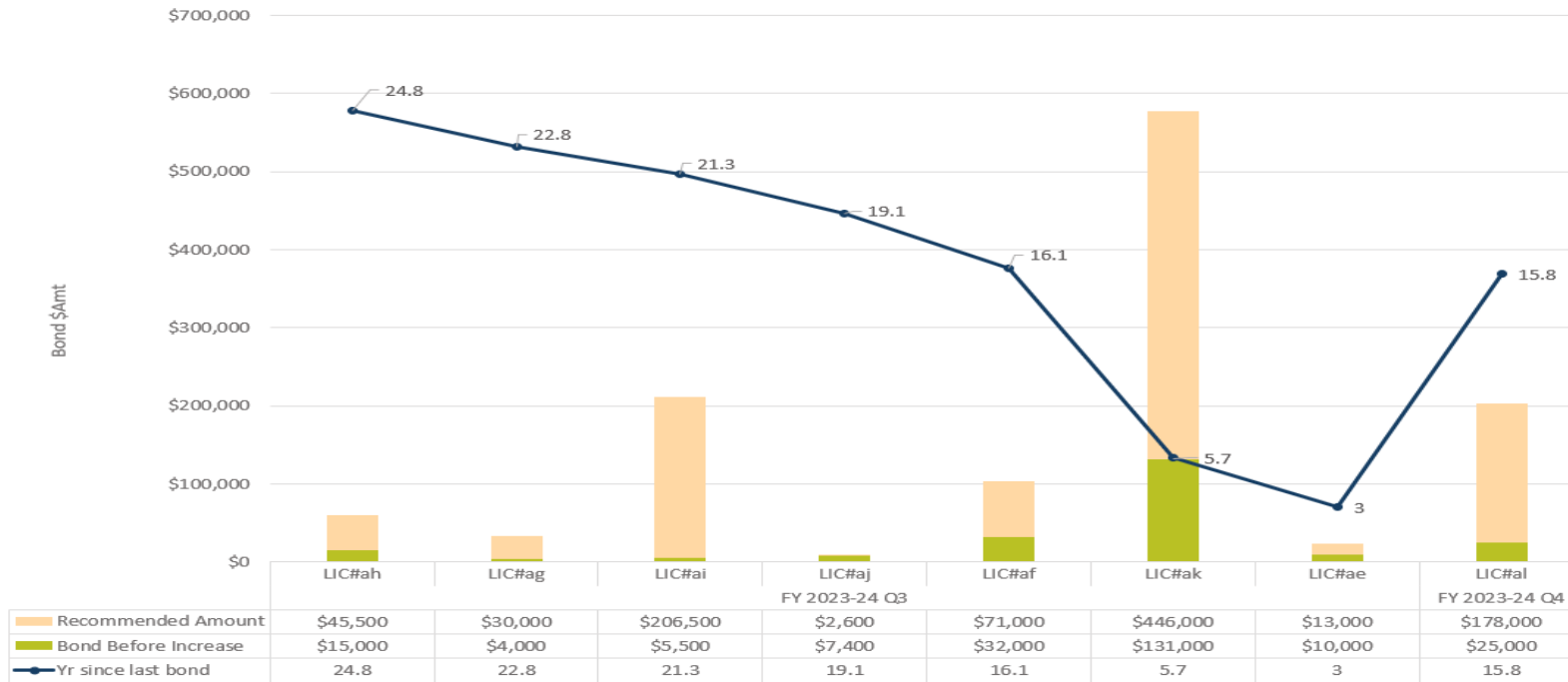


Bond Assessments

Bond Assessment	FY 2023-24 Q3		FY 2023-24 Q4		FY 2024-25 Q1		FY 2024-25 Q2	
	Assessed	Amount	Assessed	Amount	Assessed	Amount	Assessed	Amount
Initial Bond	26	\$409,500	4	\$40,000	3	\$30,000	7	\$106,000
Bond Increase	7	\$814,600	1	\$178,000			2	\$18,579,000
Full Release	3	\$30,000	7	\$65,000	10	\$110,500	4	\$30,000
Partial Release			1	\$5,500				
No Change	2		2					
Total Value of Assessments	38	\$1,254,100	15	\$288,500	13	\$140,500	13	\$18,715,000

Mineral Bond Increase

Bond Increase fig 1



Bond Increase fig 2

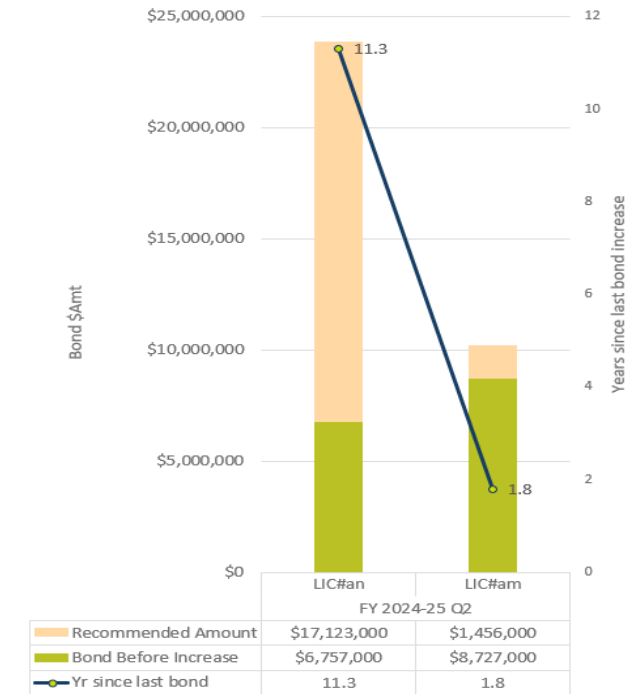


Fig1 have been separated from fig2 due to the difference in bond amount scales * Mineral Licences have been deidentified.

\$124,500

Median Increased amount

16 years

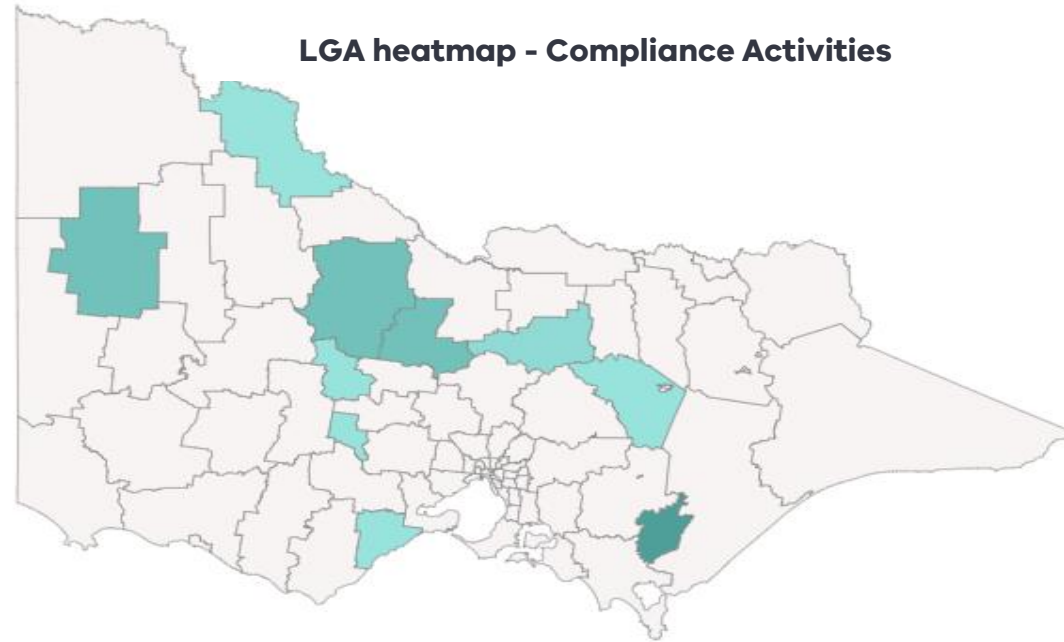
Median years since previous bond increase

Bond Increase	FY 2023-24 Q3		FY 2023-24 Q4		FY 2024-25 Q1		FY 2024-25 Q2	
	No. bond Assessed	Amount	No. bond Assessed	Amount	No. bond Assessed	Amount	No. bond Assessed	Amount
MRSDA Section 79A							1	\$17,123,000
Work Plan Variation	1	\$13,000					1	\$1,456,000
Renewal	6	\$801,600	1	\$178,000				
Total Increases	7	\$814,600	1	\$178,000	0	0	2	\$18,579,000

- In FY24/25 Q2 there were two further bond increases assessed totalling \$18.6M

Compliance Activities FY2024-25 Q2

LGA	Audit	Inspection	Meeting	Total
Latrobe	4	3	3	10
Hindmarsh	2	3		5
Greater Bendigo	5			5
Loddon	4	1		5
Strathbogie	2			2
Swan Hill	1			1
Surf Coast			1	1
Mansfield		1		1
Ballarat		1		1
Northern Grampians		1		1
Activities	18	10	4	32

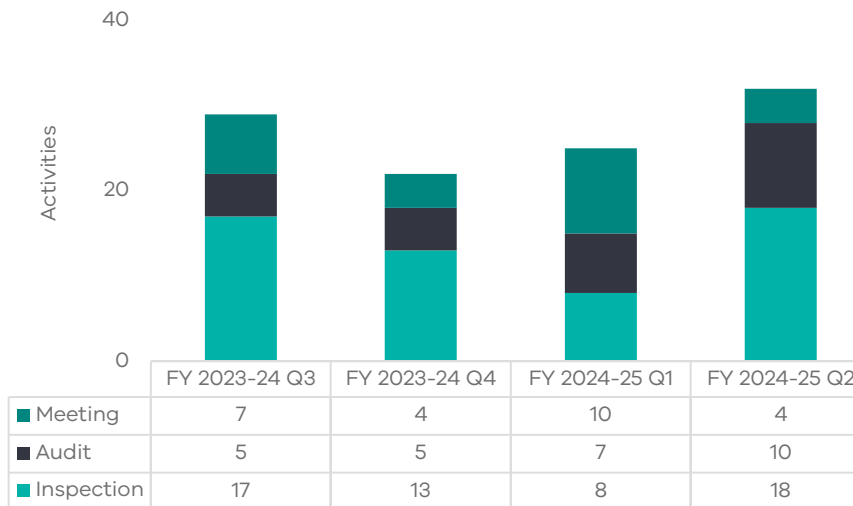


32
Activities

22
Unique sites

- In Q2 there were 32 compliance activities conducted for 22 unique sites.

Compliance Activities



Compliance Actions

Education

Compliance Action	FY 2023-24 Q3	FY 2023-24 Q4	FY 2024-25 Q1	FY 2024-25 Q2
Official Warning Letter	3			
Written Instruction / Education	1	1	1	
Actions	4	1	1	0

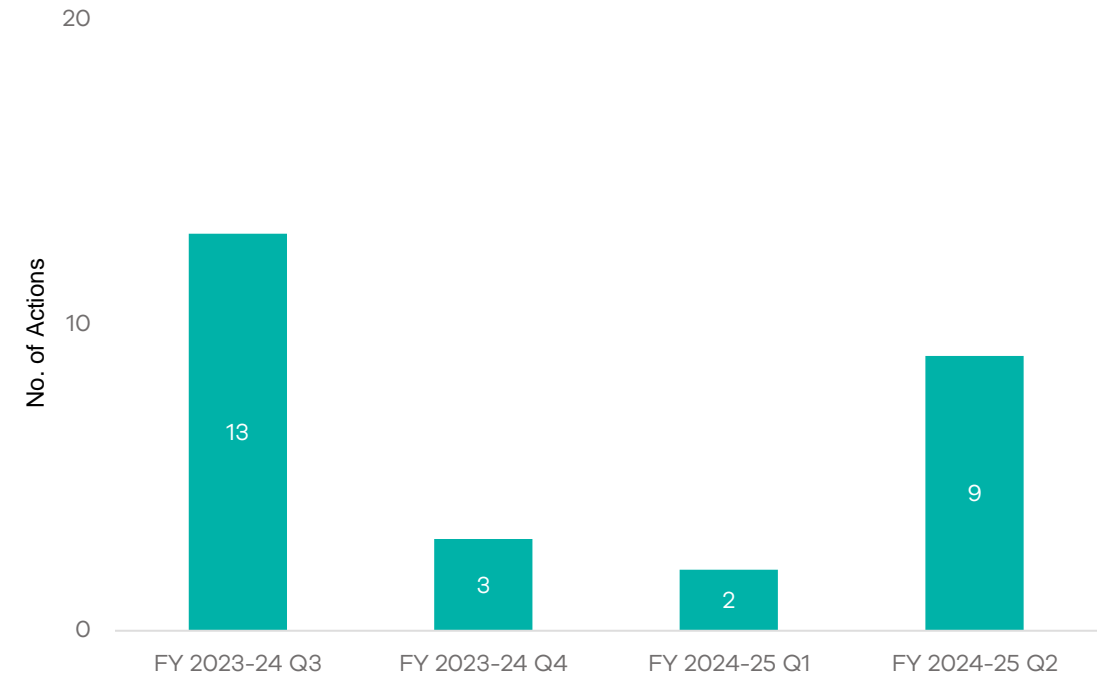
S110 / S110a Notices

Reasons for notice	FY 2023-24 Q3	FY 2023-24 Q4	FY 2024-25 Q1	FY 2024-25 Q2
Tailings and Slime Management	2	2		3
Waste and Redundant Plan	1			2
Work Without Licence or Consents	1		1	1
Hazardous Materials Management	1			1
Ground Disturbance				1
Authorised Activity Compliance	1			
Total notices issued	6	2	1	8

Enforcement

Compliance Action	FY 2023-24 Q3	FY 2023-24 Q4	FY 2024-25 Q1	FY 2024-25 Q2
Infringement Notice	3			
Direction				1
Actions	3	0	0	1

Total Compliance Actions by Quarter



- In Q2 there were nine compliance enforcement actions issued.

More information on regulatory actions can be found here [Regulatory actions - Resources Victoria](#)

Compliance Incidents

Incidents	FY 2023-24 Q3	FY 2023-24 Q4	FY 2024-25 Q1	FY 2024-25 Q2
Fire Precautions & Risk Control	39	8	14	50
Other (Not Specified Above)	1	1	3	
Slope Stability		1	2	1
Environmental Incident Notification	1	1	1	
Explosives Air & Ground Vibration			1	2
Dust Emissions		1	1	
Water Dams	2			
Drainage, Erosion & Discharge	1	1		
Public Safety & Site Security		1		
Waterway Quality & Aquatic Habitat				1
Internal Roads & Tracks				1
Total Incidents	44	14	22	55
Unique sites	6	6	4	5

- In FY24/25 Q2 there were 55 incidents reported mainly relating to smoulder.
- 32 out of 55 incidents were reported from one site.
- ERR proactively addresses the rate of fire precautions and risk control incidents with the declared mines.
- In FY24/25 Q2 ERR conducted annual fire audits at each of the declared mine sites. These audits to check risk controls and preparation for the summer fire season. The scope of these audits spans readiness and response, training capability, infrastructure and control systems as well as mitigation of risk such as environmental management in the mine area as well as the adjoining landscape.

Community Complaints

Complaints	FY 2023-24 Q3	FY 2023-24 Q4	FY 2024-25 Q1	FY 2024-25 Q2
Explosives Air & Ground Vibration	6	3	2	1
Dust Emissions		2	1	1
Work without License or Consents	2			2
Noise Emissions			1	
Impacts Outside Tenement Site		1		
Public Safety & Site Security			1	
Complaints Management		1		
Authorized Activity Compliance		1		
Ground Disturbance		1		
Complaints Received	8	9	5	4
Unique Tenements	5	4	4	4
Unique Informants	6	7	5	4

Compliance Community Reference Group Attendance

Tenement	Tenement Holder	LGA	FY 2023-24 Q3	FY 2023-24 Q4	FY 2024-25 Q1	FY 2024-25 Q2
MIN4644	Mandalay Resources Costerfield Operations Pty Ltd	Greater Bendigo	1	1	1	1
MIN4701	Maddingley Brown Coal Pty Ltd	Moorabool	1	2		
MIN5003	EnergyAustralia Yallourn Pty Ltd	Latrobe	1	1	1	1
MIN5146	Kaiser Operations Pty Ltd	Mount Alexander	1	1	1	1
MIN5189	AGL Generation Holdco Pty Ltd, AGL Generation Proprietary Limited	Latrobe			1	
MIN5260	Stawell Gold Mines Pty Ltd	Northern Grampians	1	1		1
MIN5396	Victory Minerals Pty Ltd	Ballarat	1	1	1	1
MIN5404	Fosterville Gold Mine Pty Ltd	Greater Bendigo	1	1	1	1
MIN5567	Mandalay Resources Costerfield Operations Pty Ltd	Greater Bendigo		1	1	1
Total Attendance			7	9	7	7

Department of Energy, Environment and Climate Action

Earth Resources Regulator

8 Nicholson Street
East Melbourne VIC 3002
Telephone: 1300 366 356

© Copyright State of Victoria, Department of Energy, Environment and Climate Action
2025

Except for any logos, emblems, trademarks, artwork and photography, this document is made available under the terms of the Creative Commons Attribution 3.0 Australia licence.

Earth Resources Regulation performance reporting site:
[Regulator performance reporting - Resources Victoria](#)